
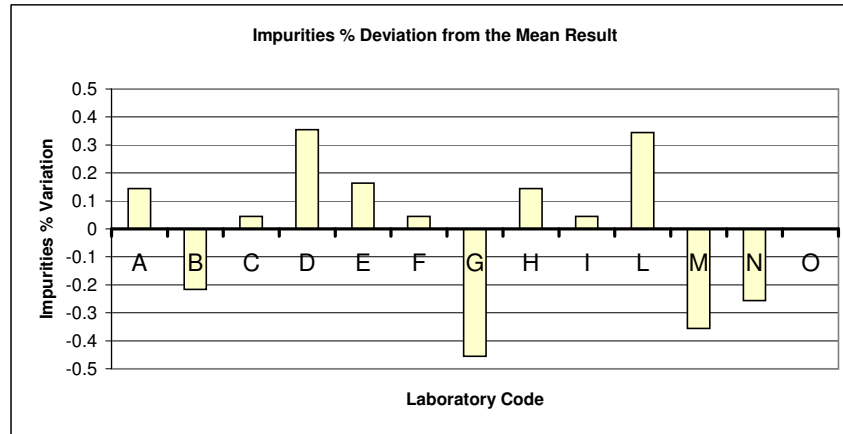


**AOF Test Check Program JUNE 2003/2004  
Sample Number 11 Summary**

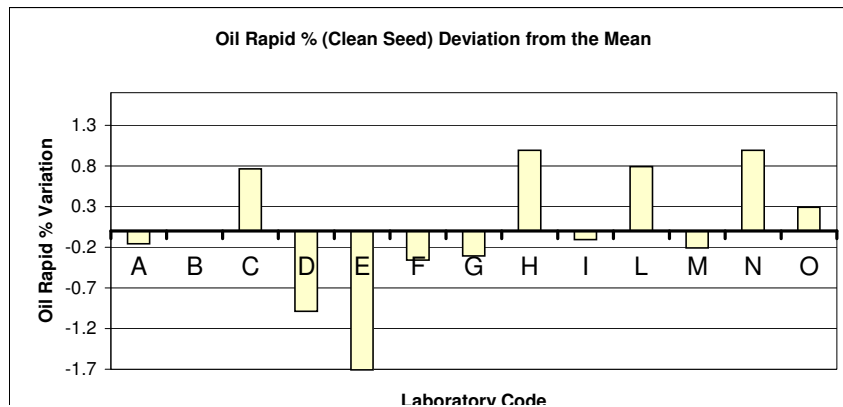
Test Weight kg/hl		
Lab	Result	Mean
A		
B		
C		
D	67.2	-0.2125
E		
F	68	0.5875
G	68.4	0.9875
H	66.84	-0.5725
I		
L	66.46	-0.9525
M	67.5	0.0875
N	67.4	-0.0125
O	67.5	0.0875
<b>MEAN</b>	67.4125	
<b>STDEV</b>	0.611315911	



Impurities		
Lab	Result	Mean
A	1.4	0.144166667
B	1.04	-0.2158333
C	1.3	0.044166667
D	1.61	0.354166667
E	1.42	0.164166667
F	1.3	0.044166667
G	0.8	-0.455833333
H	1.4	0.144166667
I	1.3	0.044166667
L	1.6	0.344166667
M	0.9	-0.355833333
N	1	-0.255833333
O		
<b>MEAN</b>	1.255833333	
<b>STDEV</b>	0.263661571	



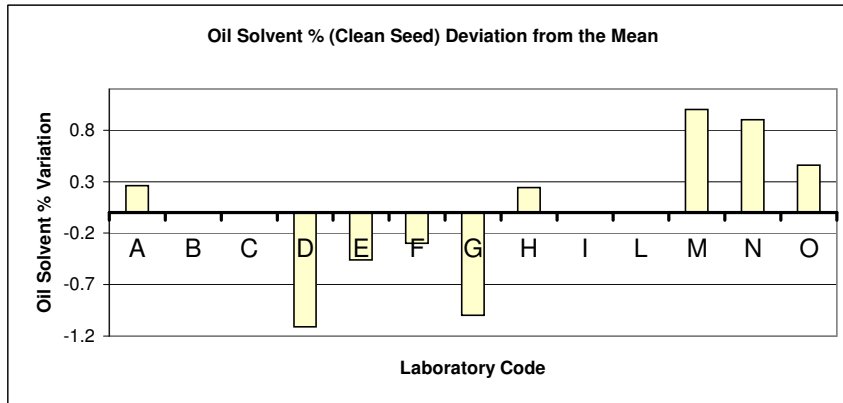
Oil Rapid % (Clean Seed)		
Lab	Result	Mean
A	42.75	-0.1575
B		
C	43.67	0.7625
D	41.92	-0.9875
E	41.2	-1.7075
F	42.55	-0.3575
G	42.6	-0.3075
H	43.9	0.9925
I	42.8	-0.1075
L	43.7	0.7925
M	42.7	-0.2075
N	43.9	0.9925



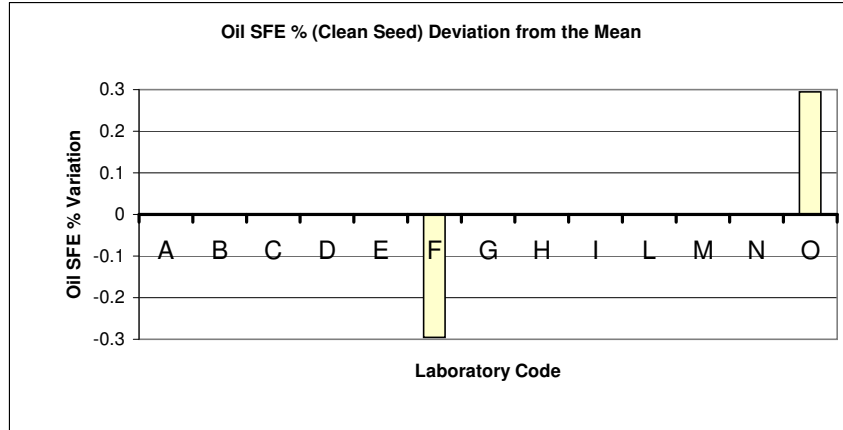
<b>O</b>	43.2	0.2925
<b>MEAN</b>	42.9075	
<b>STDEV</b>	0.823386853	

Laboratory Code

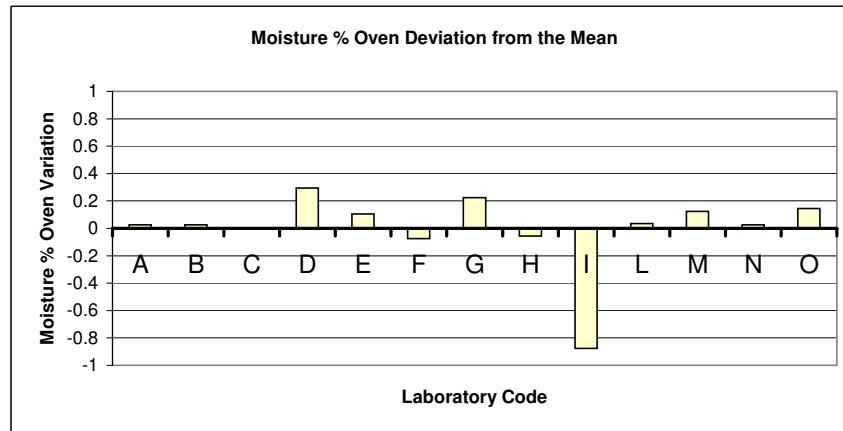
Oil Solvent % (Clean Seed)		
Lab	Result	Mean
A	43.26	0.261
B	43	0.001
C		
D	41.89	-1.109
E	42.54	-0.459
F	42.7	-0.299
G	42	-0.999
H	43.24	0.241
I		
L		
M	44	1.001
N	43.9	0.901
O	43.46	0.461
<b>MEAN</b>	42.999	
<b>STDEV</b>	0.721148005	



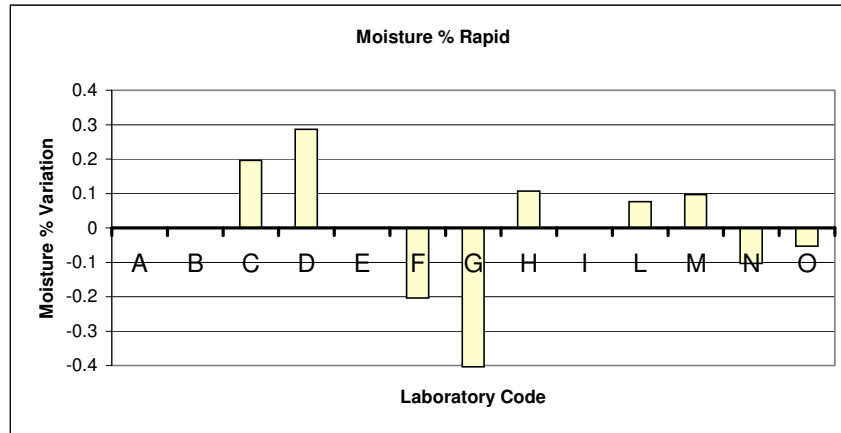
Oil % SFE (Clean Seed)		
Lab	Result	Mean
A		
B		
C		
D		
E		
F	42.7	-0.295
G		
H		
I		
L		
M		
N		
O	43.29	0.295
<b>MEAN</b>	42.995	
<b>STDEV</b>	0.417193001	



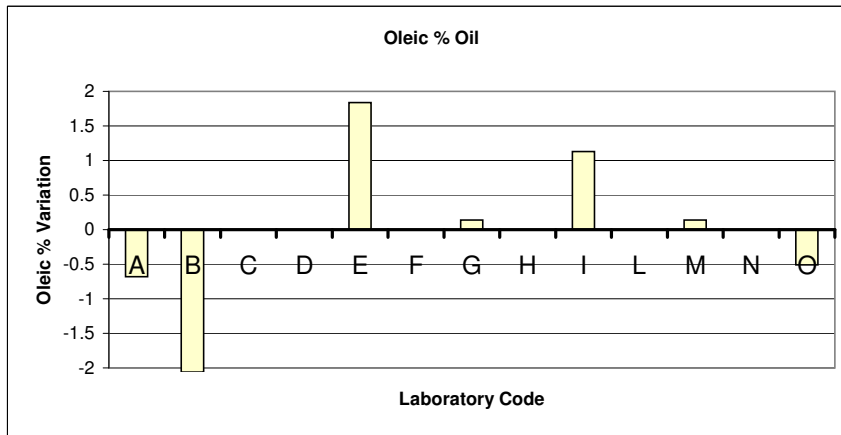
Moisture % Oven		
Lab	Result	Mean
A	5.6	0.025
B	5.6	0.025
C		
D	5.87	0.295
E	5.68	0.105
F	5.5	-0.075
G	5.8	0.225
H	5.52	-0.055
I	4.7	-0.875
L	5.61	0.035
M	5.7	0.125
N	5.6	0.025
O	5.72	0.145
<b>MEAN</b>	5.575	
<b>STDEV</b>	0.29583472	



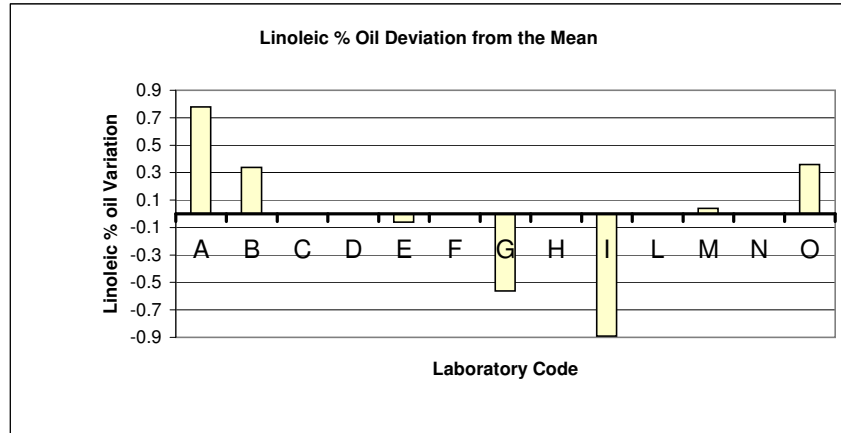
Moisture % Rapid		
Lab	Result	Mean
A		
B		
C	5.9	0.196666667
D	5.99	0.286666667
E		
F	5.5	-0.203333333
G	5.3	-0.403333333
H	5.81	0.106666667
I		
L	5.78	0.076666667
M	5.8	0.096666667
N	5.6	-0.103333333
O	5.65	-0.053333333
<b>MEAN</b>	5.703333333	
<b>STDEV</b>	0.213600094	



Oleic % Oil		
Lab	Result	Mean
A	60.48	-0.68
B	59.1	-2.06
C		
D		
E	63	1.84
F		
G	61.3	0.14
H		
I	62.29	1.13
L		
M	61.3	0.14
N		
O	60.65	-0.51
<b>MEAN</b>	61.16	
<b>STDEV</b>	1.269369922	



Linoleic % oil		
Lab	Result	Mean
A	21.24	0.778571429
B	20.8	0.338571429
C		
D		
E	20.4	-0.061428571
F		
G	19.9	-0.561428571
H		
I	19.57	-0.891428571
L		
M	20.5	0.038571429
N		
O	20.82	0.358571429
<b>MEAN</b>	20.46142857	
<b>STDEV</b>	0.572201263	



Free Fatty Acid % of Oil		
Lab	Result	Mean
A	0.38	-0.204285714
B	0.64	0.055714286
C		
D	0.76	0.175714286
E	1.11	0.525714286
F		
G	0.34	-0.244285714
H		
I	0.48	-0.104285714
L		
M	0.38	-0.204285714
N		
O		
<b>MEAN</b>	0.584285714	
<b>STDEV</b>	0.278199997	

