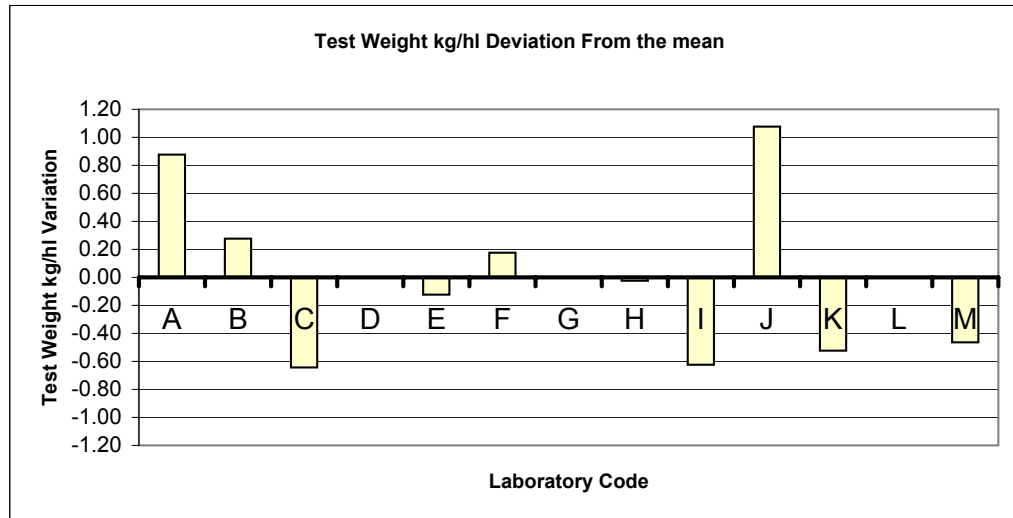
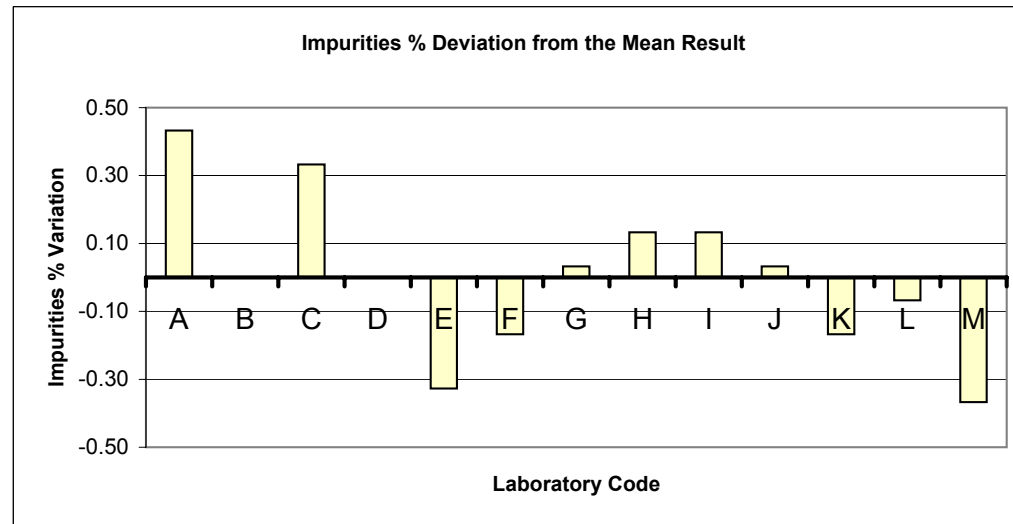


**AOF Test Check Program JANUARY 2005/2006
Sample Number 3 Summary**

| Test Weight kg/hl | | |
|-------------------|--------------|-------|
| Lab | Result | Mean |
| A | 66.6 | 0.88 |
| B | 66 | 0.28 |
| C | 65.08 | -0.64 |
| D | | |
| E | 65.6 | -0.12 |
| F | 65.9 | 0.18 |
| G | | |
| H | 65.7 | -0.02 |
| I | 65.1 | -0.62 |
| J | 66.8 | 1.08 |
| K | 65.2 | -0.52 |
| L | | |
| M | 65.26 | -0.46 |
| MEAN | 65.72 | |
| STDEV | 0.61 | |

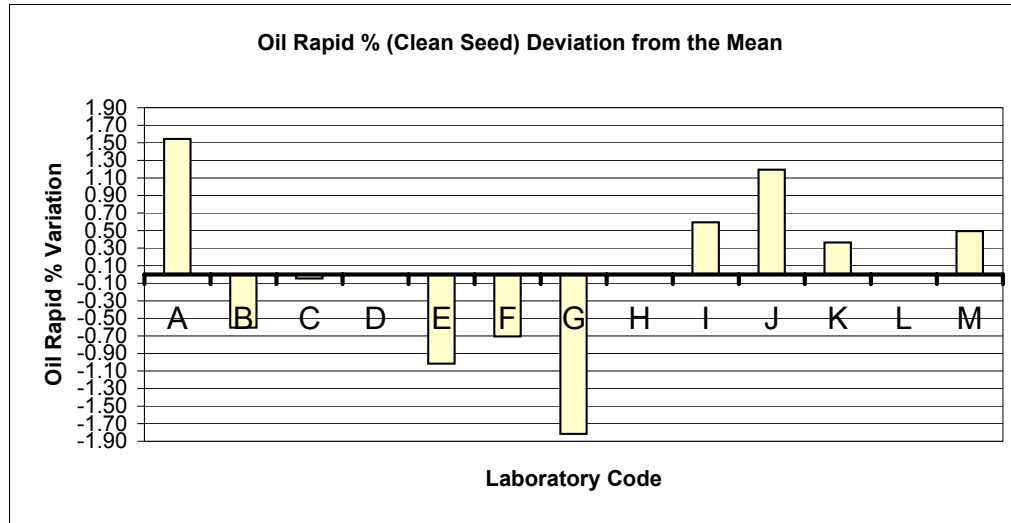


| Impurities | | |
|--------------|-------------|-------|
| Lab | Result | Mean |
| A | 1.2 | 0.43 |
| B | | |
| C | 1.1 | 0.33 |
| D | | |
| E | 0.44 | -0.33 |
| F | 0.6 | -0.17 |
| G | 0.8 | 0.03 |
| H | 0.9 | 0.13 |
| I | 0.9 | 0.13 |
| J | 0.8 | 0.03 |
| K | 0.6 | -0.17 |
| L | 0.7 | -0.07 |
| M | 0.4 | -0.37 |
| MEAN | 0.77 | |
| STDEV | 0.25 | |

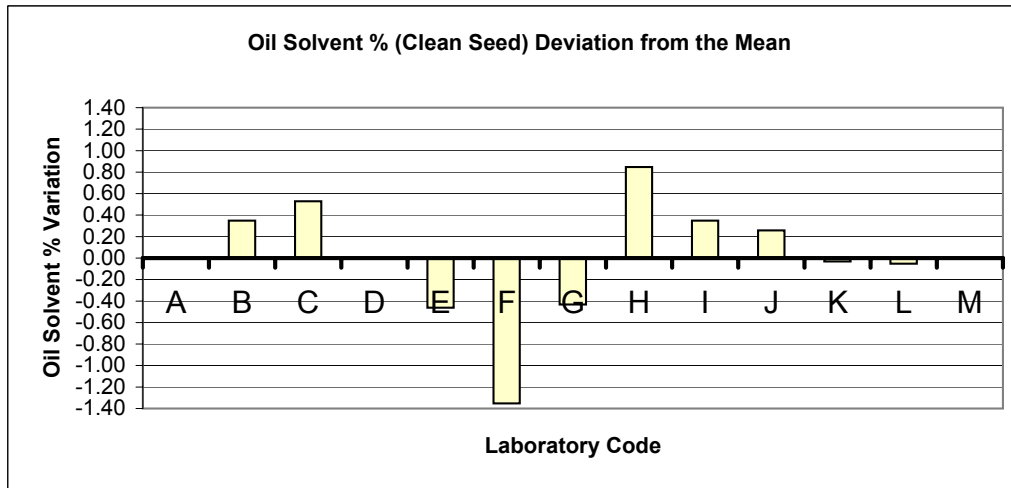


**AOF Test Check Program JANUARY 2005/2006
Sample Number 3 Summary**

| Oil Rapid % (Clean Seed) | | |
|--------------------------|--------------|-------|
| Lab | Result | Mean |
| A | 41.85 | 1.54 |
| B | 39.7 | -0.61 |
| C | 40.26 | -0.05 |
| D | | |
| E | 39.29 | -1.02 |
| F | 39.6 | -0.71 |
| G | 38.49 | -1.82 |
| H | 40.3 | -0.01 |
| I | 40.9 | 0.59 |
| J | 41.5 | 1.19 |
| K | 40.67 | 0.36 |
| L | | |
| M | 40.8 | 0.49 |
| MEAN | 40.31 | |
| STDEV | 0.99 | |

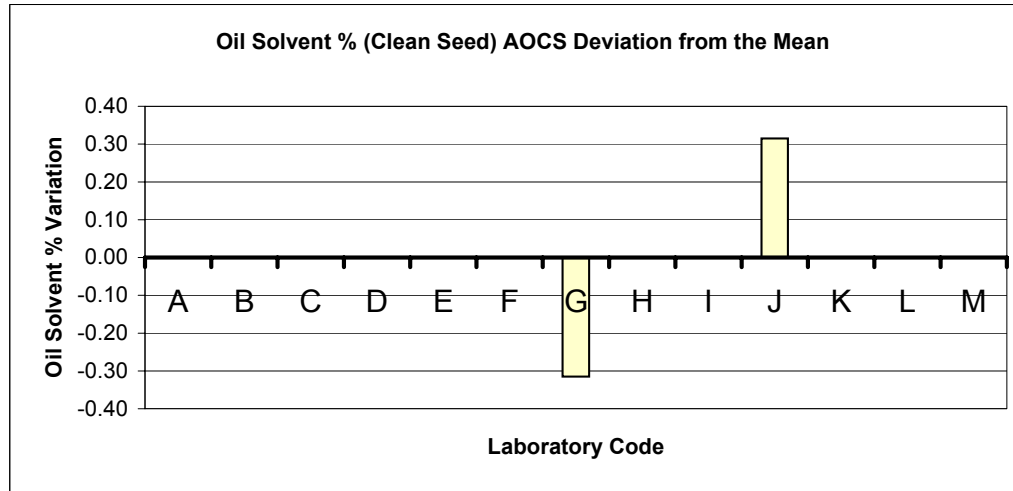


| Oil Solvent % (Clean Seed) | | |
|----------------------------|--------------|-------|
| Lab | Result | Mean |
| A | | |
| B | 40.2 | 0.35 |
| C | 40.38 | 0.53 |
| D | | |
| E | 39.39 | -0.46 |
| F | 38.5 | -1.35 |
| G | 39.42 | -0.43 |
| H | 40.7 | 0.85 |
| I | 40.2 | 0.35 |
| J | 40.11 | 0.26 |
| K | 39.82 | -0.03 |
| L | 39.8 | -0.05 |
| M | | |
| MEAN | 39.85 | |
| STDEV | 0.63 | |

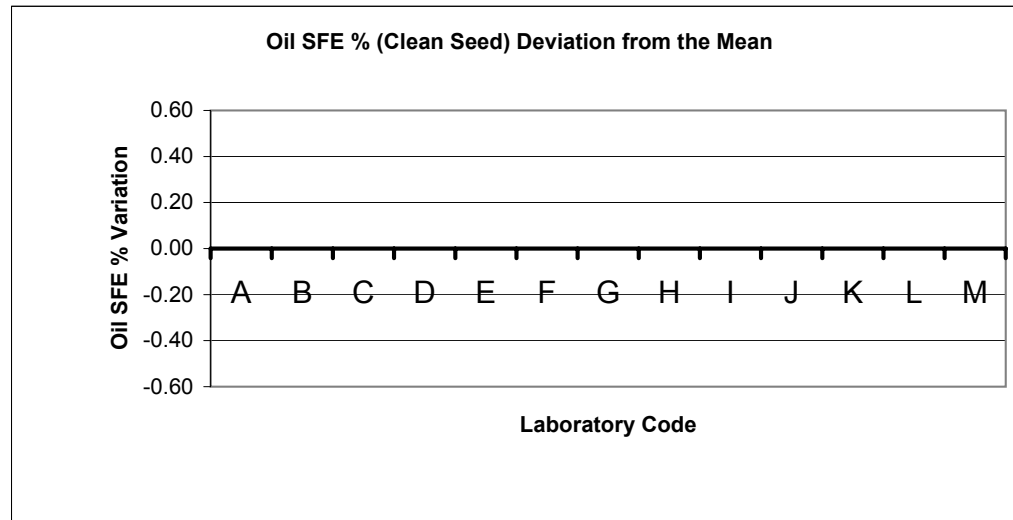


**AOF Test Check Program JANUARY 2005/2006
Sample Number 3 Summary**

| Oil Solvent % (Clean Seed) AOCS | | |
|--|--------|-------|
| Lab | Result | Mean |
| A | | |
| B | | |
| C | | |
| D | | |
| E | | |
| F | | |
| G | 39.79 | -0.32 |
| H | | |
| I | | |
| J | 40.42 | 0.31 |
| K | | |
| L | | |
| M | | |
| MEAN | 40.11 | |
| STDEV | 0.45 | |

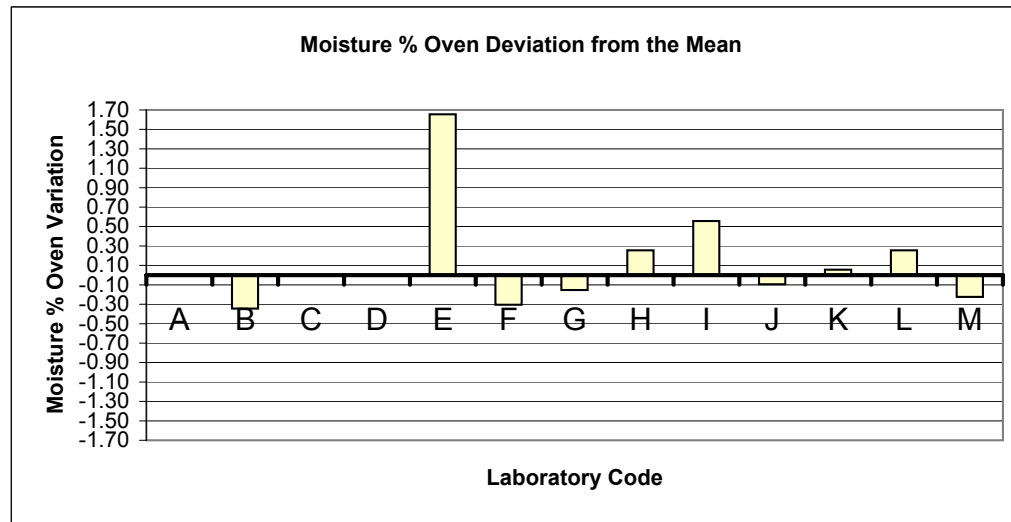


| Oil % SFE (Clean Seed) | | |
|-------------------------------|---------|------|
| Lab | Result | Mean |
| A | | |
| B | | |
| C | | |
| D | | |
| E | | |
| F | | |
| G | | |
| H | | |
| I | | |
| J | 39.57 | 0.00 |
| K | | |
| L | | |
| M | | |
| MEAN | 39.57 | |
| STDEV | #DIV/0! | |

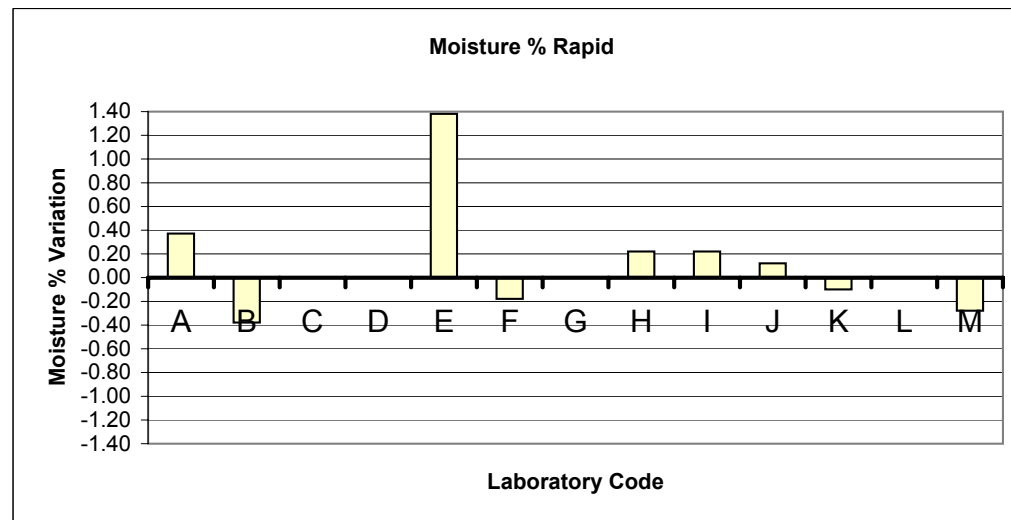


**AOF Test Check Program JANUARY 2005/2006
Sample Number 3 Summary**

| Moisture % Oven | | |
|-----------------|-------------|-------------|
| Lab | Result | Mean |
| A | | |
| B | 4.5 | -0.34 |
| C | 4.84 | 0.00 |
| D | | |
| E | 6.5 | 1.66 |
| F | 4.54 | -0.30 |
| G | 4.69 | -0.15 |
| H | 5.1 | 0.26 |
| I | 5.4 | 0.56 |
| J | 4.75 | -0.09 |
| K | 4.9 | 0.06 |
| L | 5.1 | 0.26 |
| M | 4.62 | -0.22 |
| MEAN | 4.84 | |
| STDEV | 0.29 | |

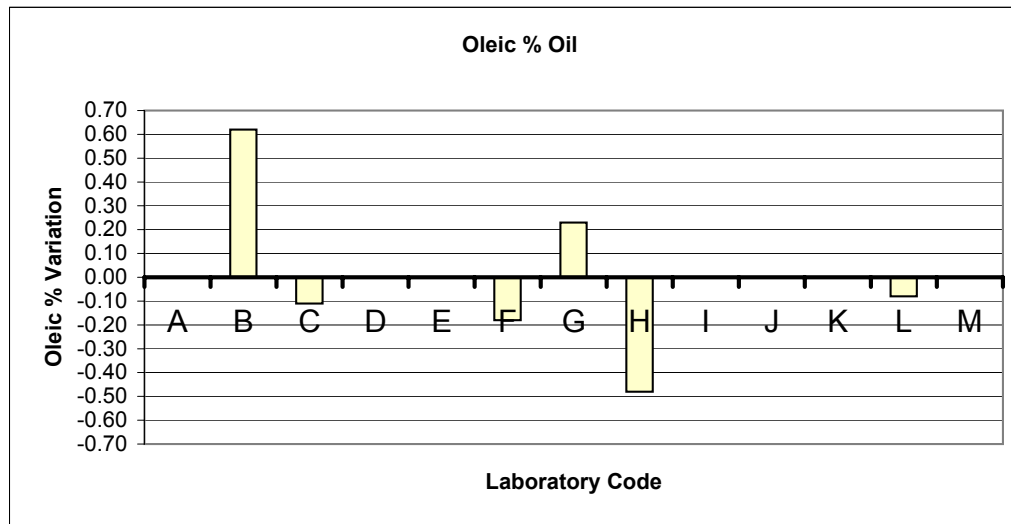


| Moisture % Rapid | | |
|------------------|-------------|-------------|
| Lab | Result | Mean |
| A | 5.35 | 0.37 |
| B | 4.6 | -0.38 |
| C | | |
| D | | |
| E | 6.36 | 1.38 |
| F | 4.8 | -0.18 |
| G | | |
| H | 5.2 | 0.22 |
| I | 5.2 | 0.22 |
| J | 5.1 | 0.12 |
| K | 4.88 | -0.10 |
| L | | |
| M | 4.7 | -0.28 |
| MEAN | 4.98 | |
| STDEV | 0.27 | |

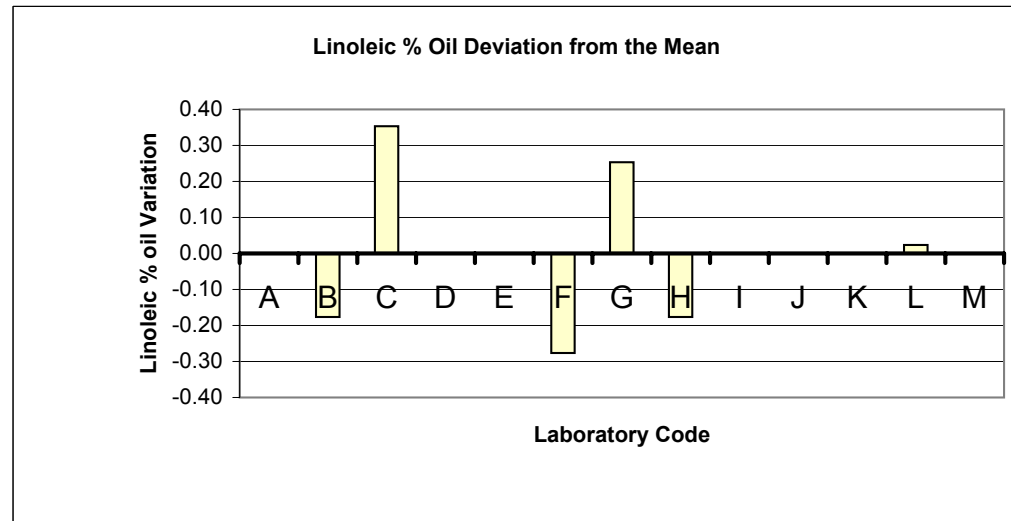


**AOF Test Check Program JANUARY 2005/2006
Sample Number 3 Summary**

| Oleic % Oil | | |
|--------------|--------------|-------|
| Lab | Result | Mean |
| A | | |
| B | 62.8 | 0.62 |
| C | 62.07 | -0.11 |
| D | | |
| E | | |
| F | 62 | -0.18 |
| G | 62.41 | 0.23 |
| H | 61.7 | -0.48 |
| I | | |
| J | | |
| K | | |
| L | 62.1 | -0.08 |
| M | | |
| MEAN | 62.18 | |
| STDEV | 0.38 | |



| Linoleic % oil | | |
|----------------|--------------|-------|
| Lab | Result | Mean |
| A | | |
| B | 18.4 | -0.18 |
| C | 18.93 | 0.35 |
| D | | |
| E | | |
| F | 18.3 | -0.28 |
| G | 18.83 | 0.25 |
| H | 18.4 | -0.18 |
| I | | |
| J | | |
| K | | |
| L | 18.6 | 0.02 |
| M | | |
| MEAN | 18.58 | |
| STDEV | 0.26 | |



**AOF Test Check Program JANUARY 2005/2006
Sample Number 3 Summary**

| Free Fatty Acid % of Oil | | |
|--------------------------|-------------|-------|
| Lab | Result | Mean |
| A | | |
| B | 0.6 | -0.20 |
| C | 0.82 | 0.02 |
| D | | |
| E | 1.14 | 0.34 |
| F | 0.71 | -0.09 |
| G | 1.05 | 0.25 |
| H | 0.6 | -0.20 |
| I | | |
| J | | |
| K | | |
| L | 0.69 | -0.11 |
| M | | |
| MEAN | 0.80 | |
| STDEV | 0.22 | |

