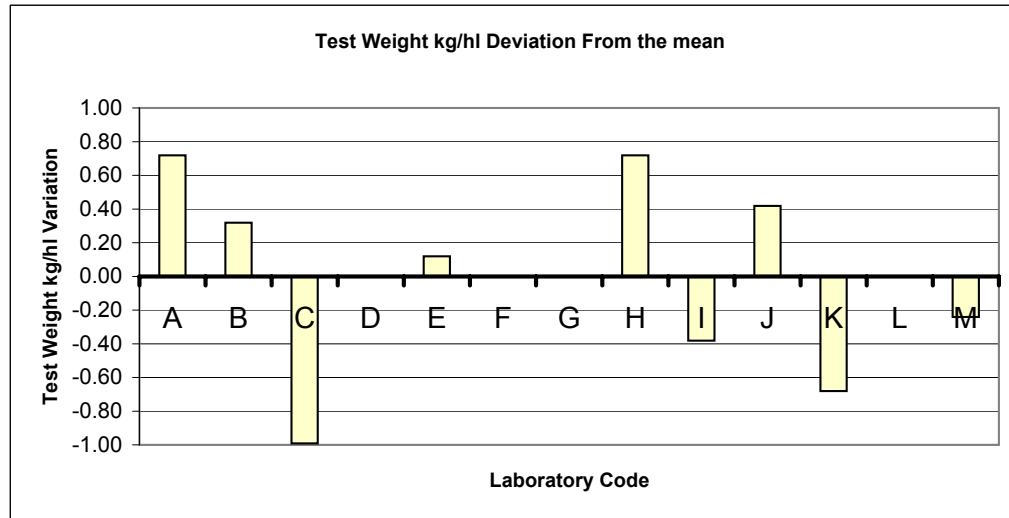
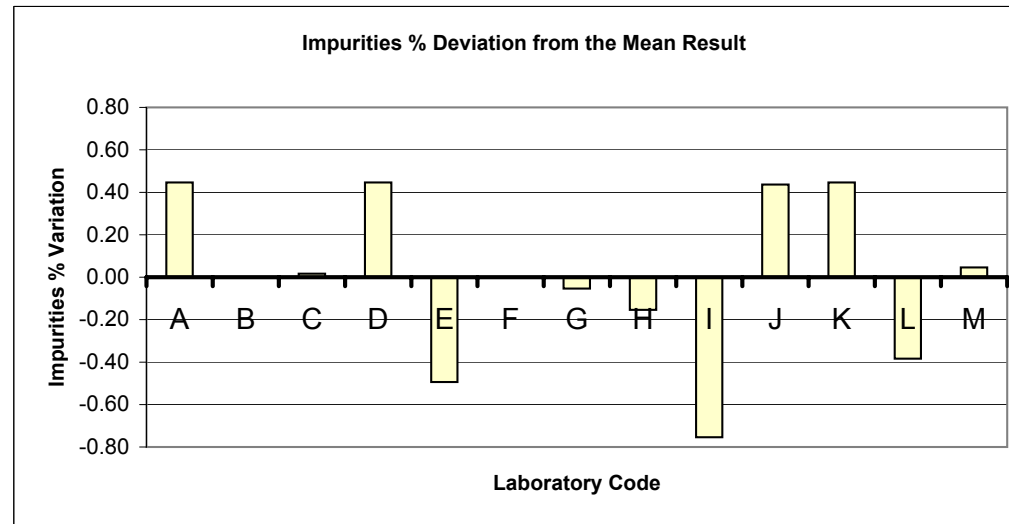


**AOF Test Check Program DECEMBER 2005/2006
Sample Number 2 Summary**

Test Weight kg/hl		
Lab	Result	Mean
A	68.4	0.72
B	68	0.32
C	66.69	-0.99
D		
E	67.8	0.12
F		
G		
H	68.4	0.72
I	67.3	-0.38
J	68.1	0.42
K	67	-0.68
L		
M	67.44	-0.24
MEAN	67.68	
STDEV	0.61	

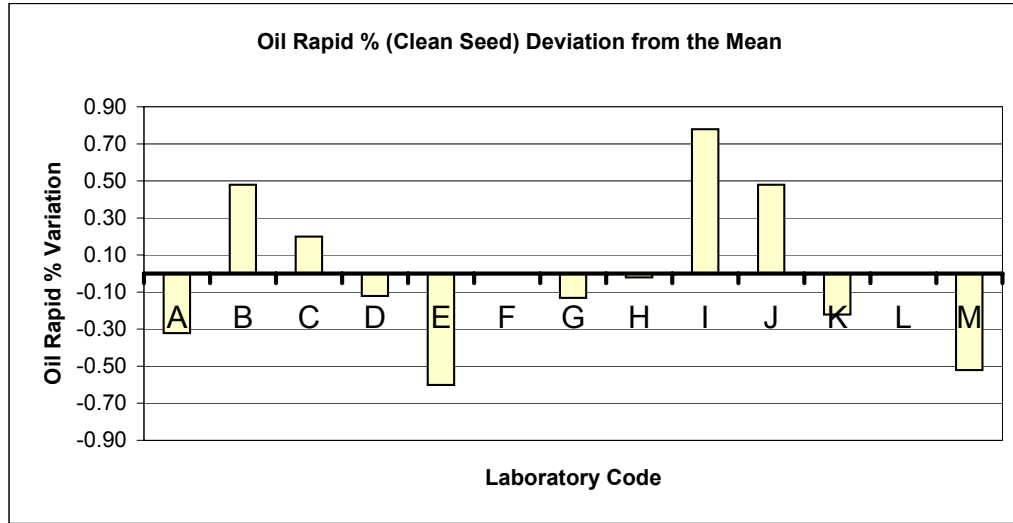


Impurities		
Lab	Result	Mean
A	1.8	0.45
B		
C	1.37	0.02
D	1.8	0.45
E	0.86	-0.49
F		
G	1.3	-0.05
H	1.2	-0.15
I	0.6	-0.75
J	1.79	0.44
K	1.8	0.45
L	0.97	-0.38
M	1.4	0.05
MEAN	1.35	
STDEV	0.42	

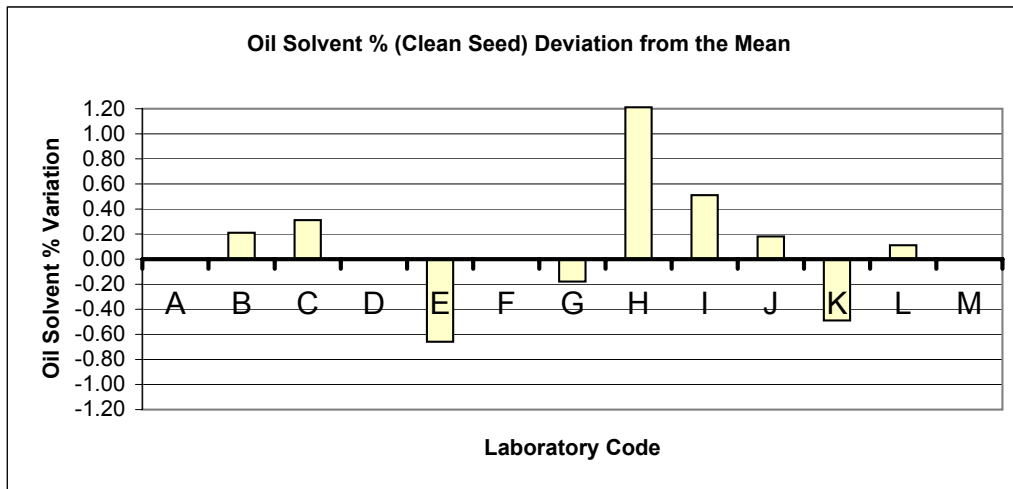


**AOF Test Check Program DECEMBER 2005/2006
Sample Number 2 Summary**

Oil Rapid % (Clean Seed)		
Lab	Result	Mean
A	40.7	-0.32
B	41.5	0.48
C	41.22	0.20
D	40.9	-0.12
E	40.42	-0.60
F		
G	40.89	-0.13
H	41	-0.02
I	41.8	0.78
J	41.5	0.48
K	40.8	-0.22
L		
M	40.5	-0.52
MEAN	41.02	
STDEV	0.44	

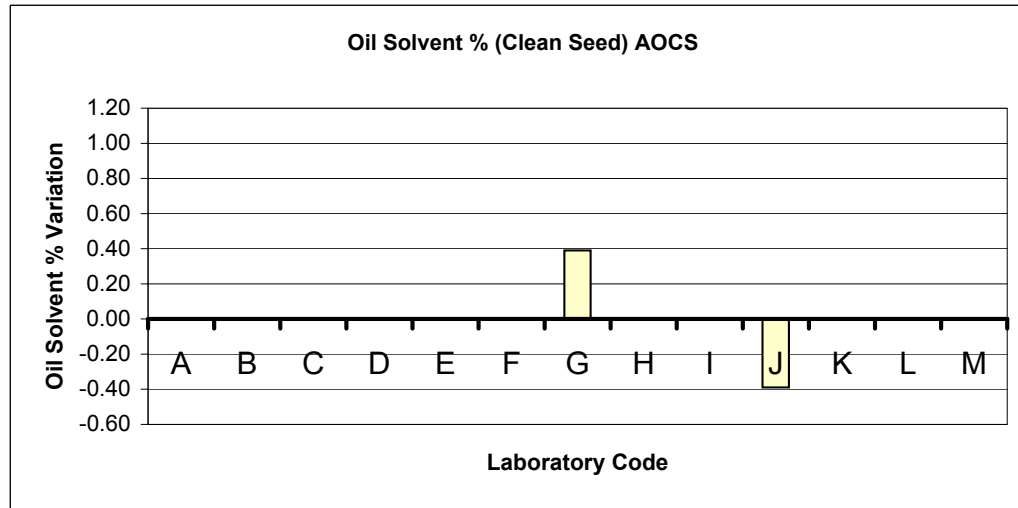


Oil Solvent % (Clean Seed)		
Lab	Result	Mean
A		
B	41.2	0.21
C	41.3	0.31
D		
E	40.33	-0.66
F		
G	40.81	-0.18
H	42.2	1.21
I	41.5	0.51
J	41.17	0.18
K	40.5	-0.49
L	41.1	0.11
M		
MEAN	40.99	
STDEV	0.41	

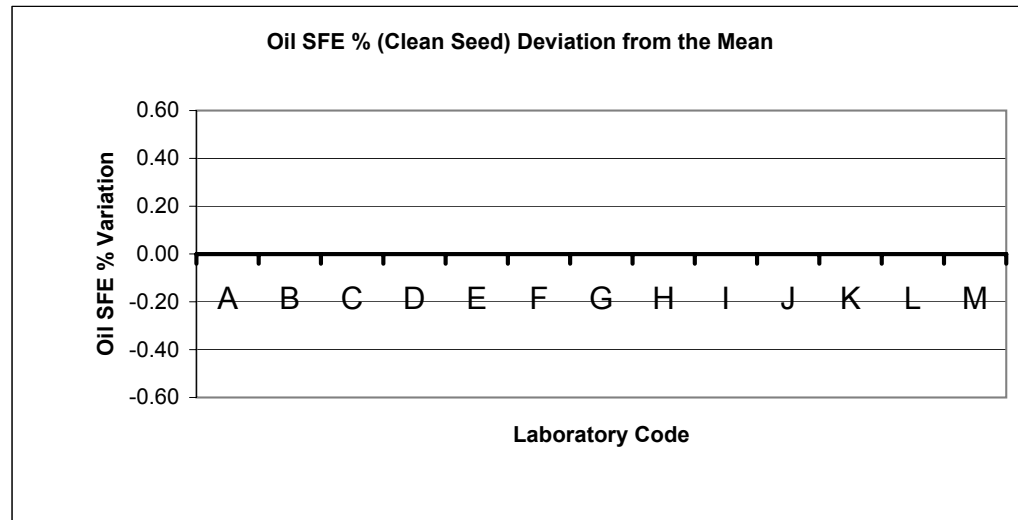


**AOF Test Check Program DECEMBER 2005/2006
Sample Number 2 Summary**

Oil Solvent % (Clean Seed) AOCS		
Lab	Result	Mean
A		
B		
C		
D		
E		
F		
G	42.19	0.39
H		
I		
J	41.41	-0.39
K		
L		
M		
MEAN	41.80	
STDEV	0.55	

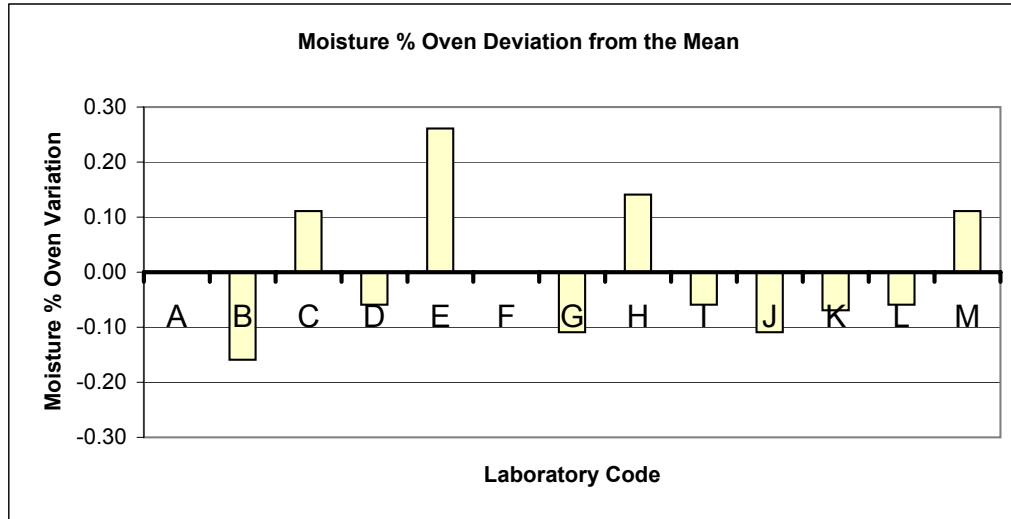


Oil % SFE (Clean Seed)		
Lab	Result	Mean
A		
B		
C		
D		
E		
F		
G		
H		
I		
J	40.18	0.00
K		
L		
M		
MEAN	40.18	
STDEV	#DIV/0!	

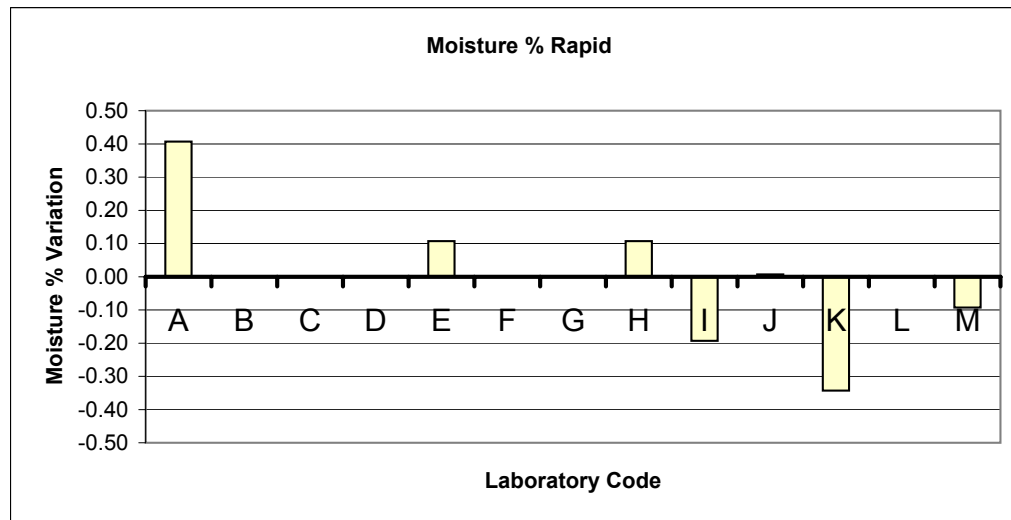


**AOF Test Check Program DECEMBER 2005/2006
Sample Number 2 Summary**

Moisture % Oven		
Lab	Result	Mean
A		
B	6.1	-0.16
C	6.37	0.11
D	6.2	-0.06
E	6.52	0.26
F		
G	6.15	-0.11
H	6.4	0.14
I	6.2	-0.06
J	6.15	-0.11
K	6.19	-0.07
L	6.2	-0.06
M	6.37	0.11
MEAN	6.26	
STDEV	0.13	

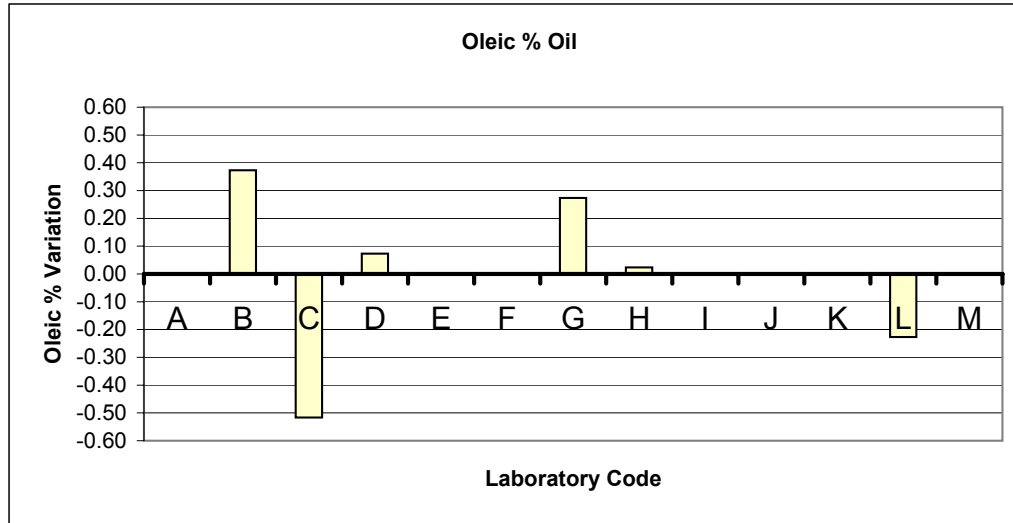


Moisture % Rapid		
Lab	Result	Mean
A	6.7	0.41
B		
C		
D		
E	6.4	0.11
F		
G		
H	6.4	0.11
I	6.1	-0.19
J	6.3	0.01
K	5.95	-0.34
L		
M	6.2	-0.09
MEAN	6.29	
STDEV	0.24	

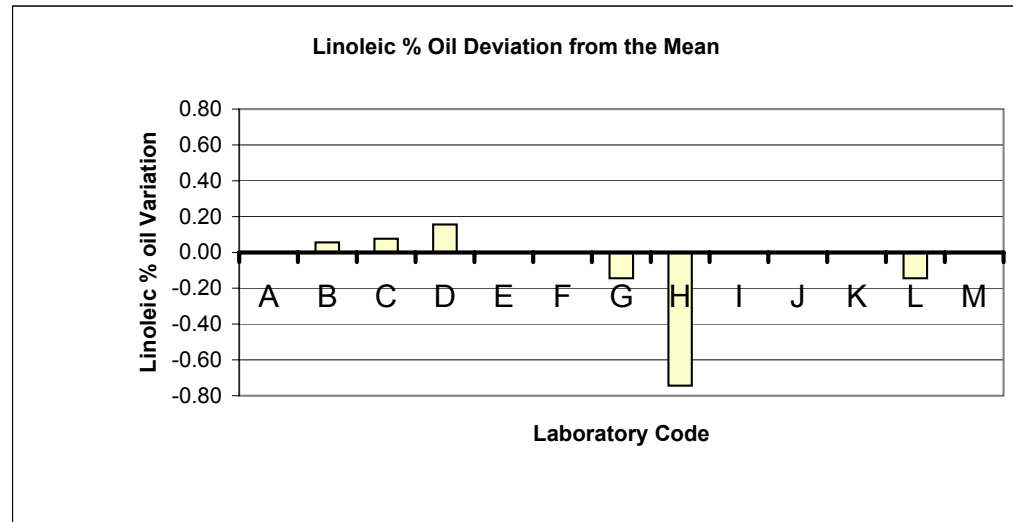


**AOF Test Check Program DECEMBER 2005/2006
Sample Number 2 Summary**

Oleic % Oil		
Lab	Result	Mean
A		
B	61.4	0.37
C	60.51	-0.52
D	61.1	0.07
E		
F		
G	61.3	0.27
H	61.05	0.02
I		
J		
K		
L	60.8	-0.23
M		
MEAN	61.03	
STDEV	0.33	



Linoleic % oil		
Lab	Result	Mean
A		
B	20.2	0.06
C	20.22	0.08
D	20.3	0.16
E		
F		
G	20	-0.14
H	19.4	-0.74
I		
J		
K		
L	20	-0.14
M		
MEAN	20.14	
STDEV	0.14	



**AOF Test Check Program DECEMBER 2005/2006
Sample Number 2 Summary**

Free Fatty Acid % of Oil		
Lab	Result	Mean
A		
B	0.28	-0.16
C	0.49	0.05
D	0.26	-0.18
E	0.52	0.08
F		
G	0.5	0.06
H	0.27	-0.17
I		
J		
K		
L	0.76	0.32
M		
MEAN	0.44	
STDEV	0.18	

