
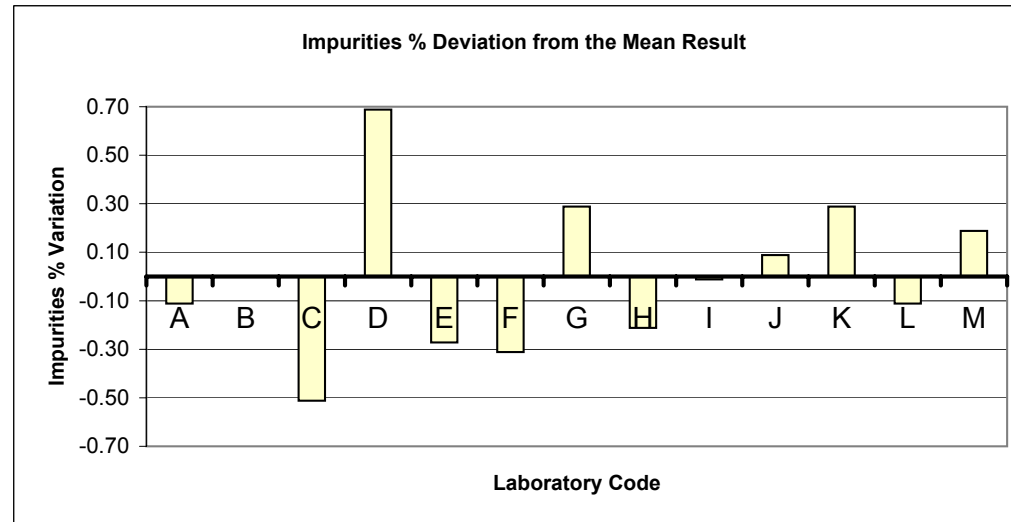


**AOF Test Check Program NOVEMBER 2005/2006
Sample Number 1 Summary**

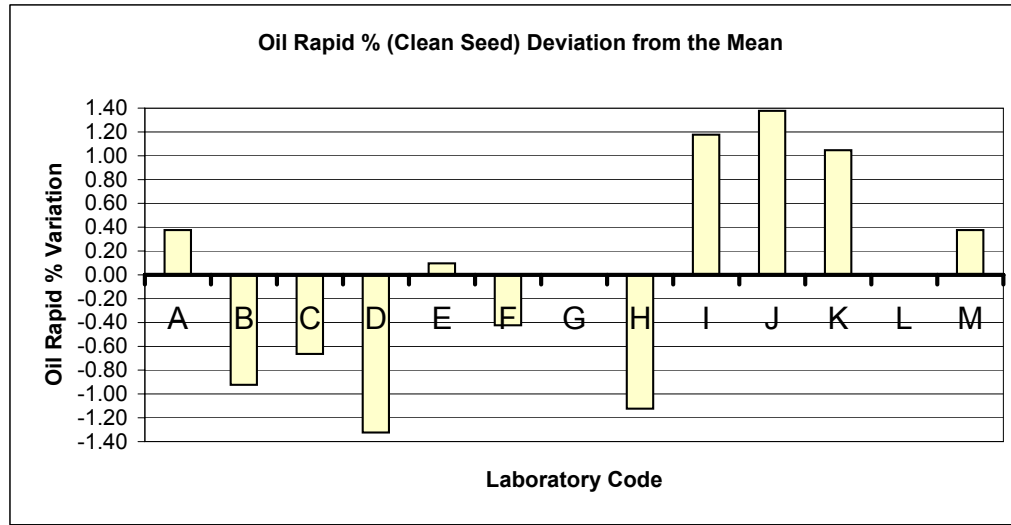
Test Weight kg/hl		
Lab	Result	Mean
A	70.8	1.18
B	70	0.38
C	68.89	-0.73
D		
E	69.8	0.18
F	70.4	0.78
G		
H	71	1.38
I	67.5	-2.12
J	69.23	-0.39
K	69	-0.62
L	74.6	4.98
M	69.54	-0.08
MEAN	69.62	
STDEV	1.04	



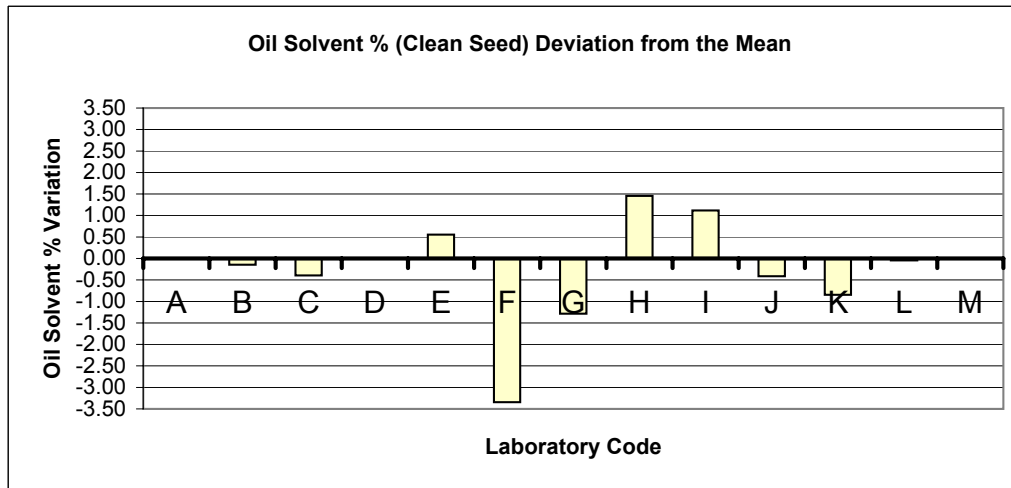
Impurities		
Lab	Result	Mean
A	0.8	-0.11
B		
C	0.4	-0.51
D	1.6	0.69
E	0.64	-0.27
F	0.6	-0.31
G	1.2	0.29
H	0.7	-0.21
I	0.9	-0.01
J	1	0.09
K	1.2	0.29
L	0.8	-0.11
M	1.1	0.19
MEAN	0.91	
STDEV	0.33	



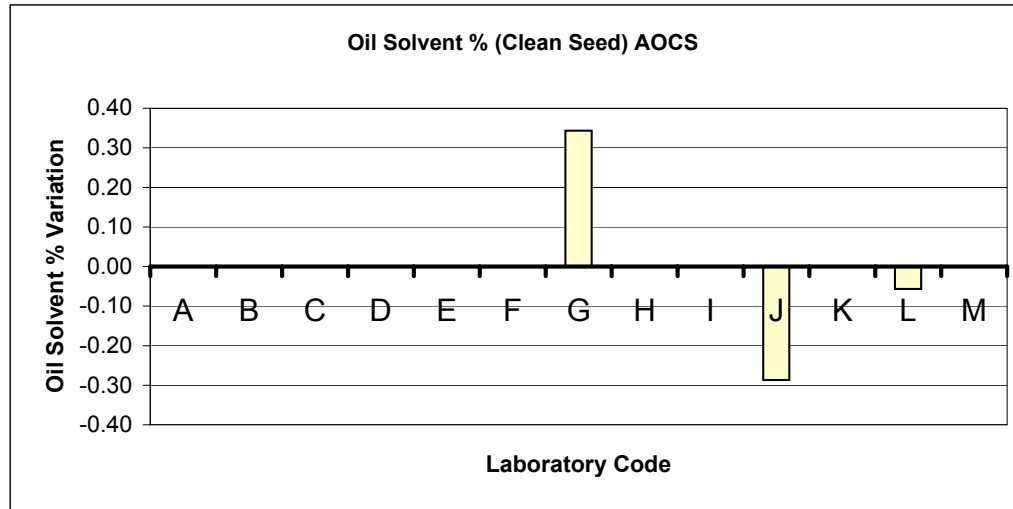
Oil Rapid % (Clean Seed)		
Lab	Result	Mean
A	36.2	0.38
B	34.9	-0.92
C	35.16	-0.66
D	34.5	-1.32
E	35.92	0.10
F	35.4	-0.42
G	35.83	0.01
H	34.7	-1.12
I	37	1.18
J	37.2	1.38
K	36.87	1.05
L		
M	36.2	0.38
MEAN	35.82	
STDEV	0.91	



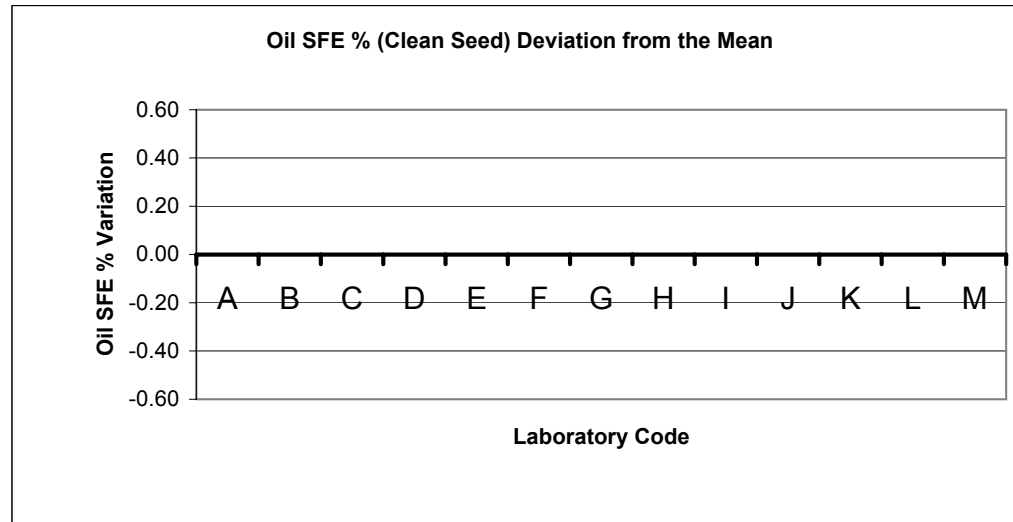
Oil Solvent % (Clean Seed)		
Lab	Result	Mean
A		
B	35.4	-0.14
C	35.15	-0.39
D		
E	36.1	0.56
F	32.2	-3.34
G	34.26	-1.28
H	37	1.46
I	36.66	1.12
J	35.13	-0.41
K	34.7	-0.84
L	35.5	-0.04
M		
MEAN	35.54	
STDEV	0.89	



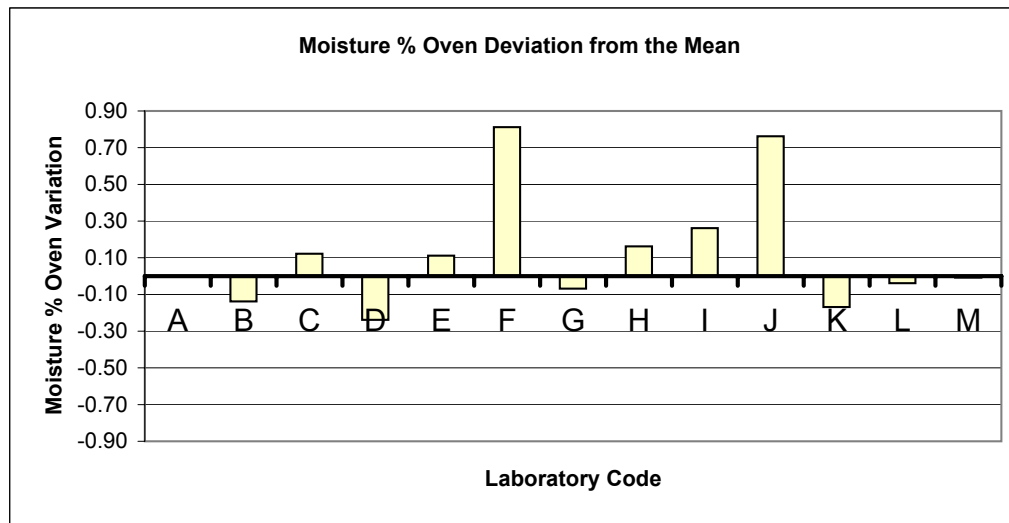
Oil Solvent % (Clean Seed) AOCS Method Am 2-93		
Lab	Result	Mean
A		
B		
C		
D		
E		
F		
G	36.1	0.34
H		
I		
J	35.47	-0.29
K		
L	35.7	-0.06
M		
MEAN	35.76	
STDEV	0.32	



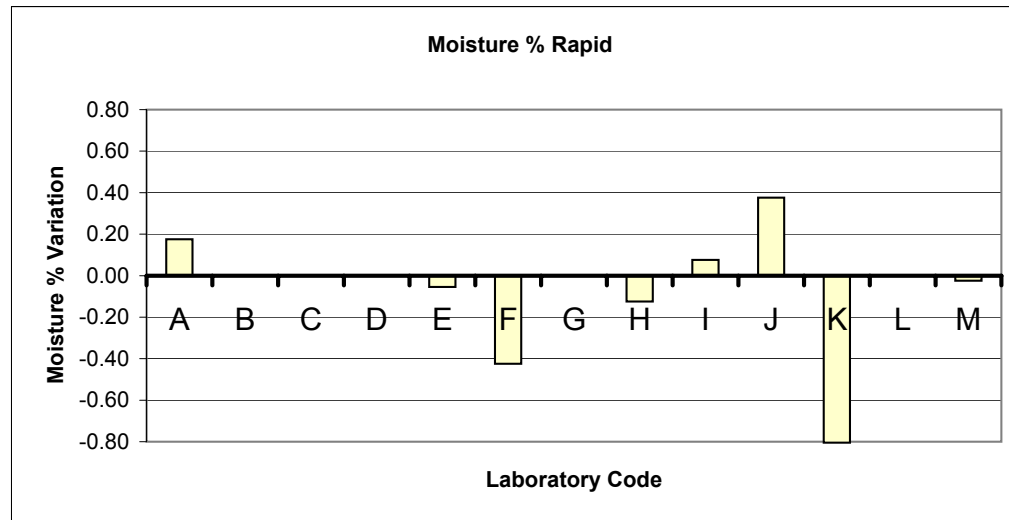
Oil % SFE (Clean Seed)		
Lab	Result	Mean
A		
B		
C		
D		
E		
F		
G		
H		
I		
J		
K		
L		
M		
MEAN	#DIV/0!	
STDEV	#DIV/0!	



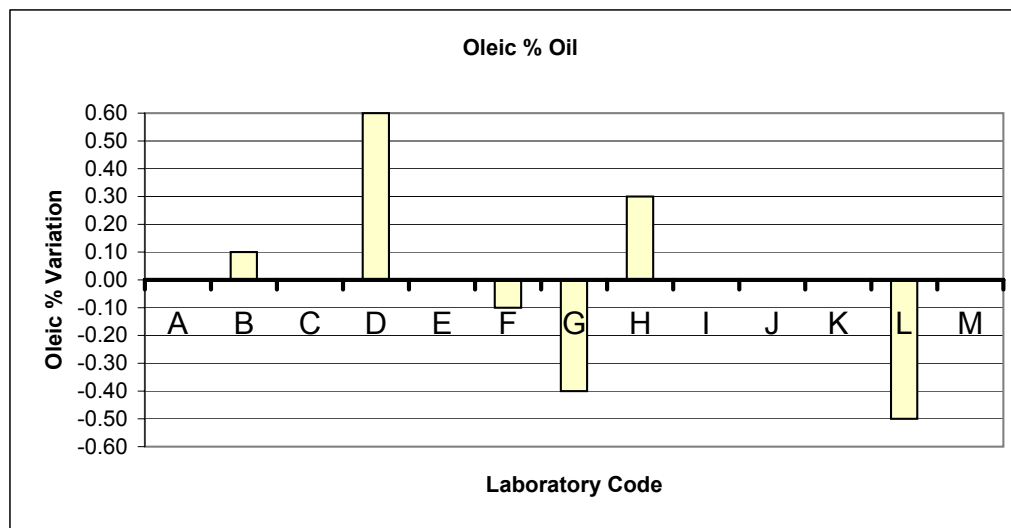
Moisture % Oven		
Lab	Result	Mean
A		
B	5.9	-0.14
C	6.16	0.12
D	5.8	-0.24
E	6.15	0.11
F	6.85	0.81
G	5.97	-0.07
H	6.2	0.16
I	6.3	0.26
J	6.8	0.76
K	5.87	-0.17
L	6	-0.04
M	6.03	-0.01
MEAN	6.04	
STDEV	0.16	



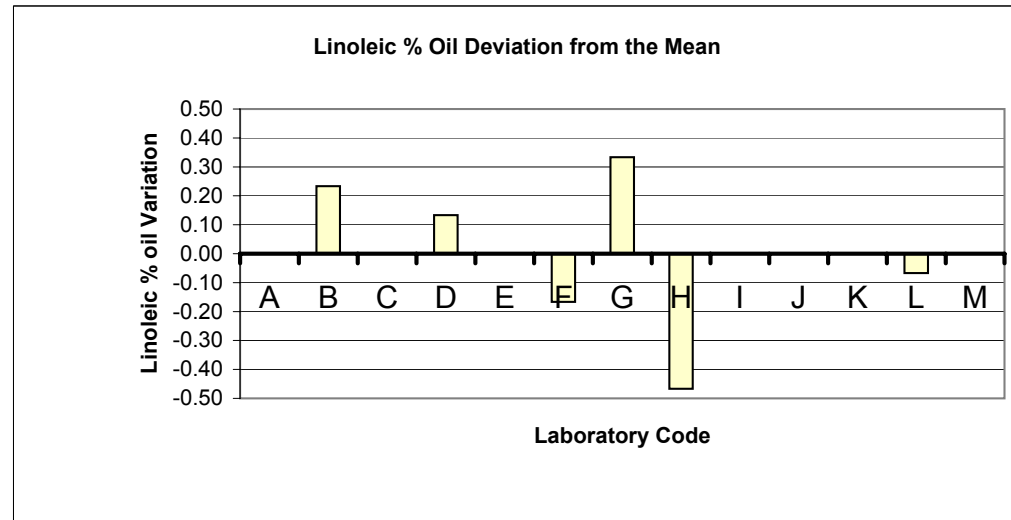
Moisture % Rapid		
Lab	Result	Mean
A	6.4	0.18
B		
C		
D		
E	6.17	-0.05
F	5.8	-0.42
G		
H	6.1	-0.12
I	6.3	0.08
J	6.6	0.38
K	5.42	-0.80
L		
M	6.2	-0.02
MEAN	6.22	
STDEV	0.25	



Oleic % Oil		
Lab	Result	Mean
A		
B	59.2	0.10
C		
D	59.7	0.60
E		
F	59	-0.10
G	58.7	-0.40
H	59.4	0.30
I		
J		
K		
L	58.6	-0.50
M		
MEAN	59.10	
STDEV	0.42	



Linoleic % oil		
Lab	Result	Mean
A		
B	22.8	0.23
C		
D	22.7	0.13
E		
F	22.4	-0.17
G	22.9	0.33
H	22.1	-0.47
I		
J		
K		
L	22.5	-0.07
M		
MEAN	22.57	
STDEV	0.29	



Free Fatty Acid % of Oil		
Lab	Result	Mean
A		
B	0.3	-0.21
C	0.43	-0.08
D	0.44	-0.07
E	1.1	0.59
F	0.56	0.05
G	0.63	0.12
H	0.69	0.18
I		
J		
K		
L	0.5	-0.01
M		
MEAN	0.51	
STDEV	0.13	

