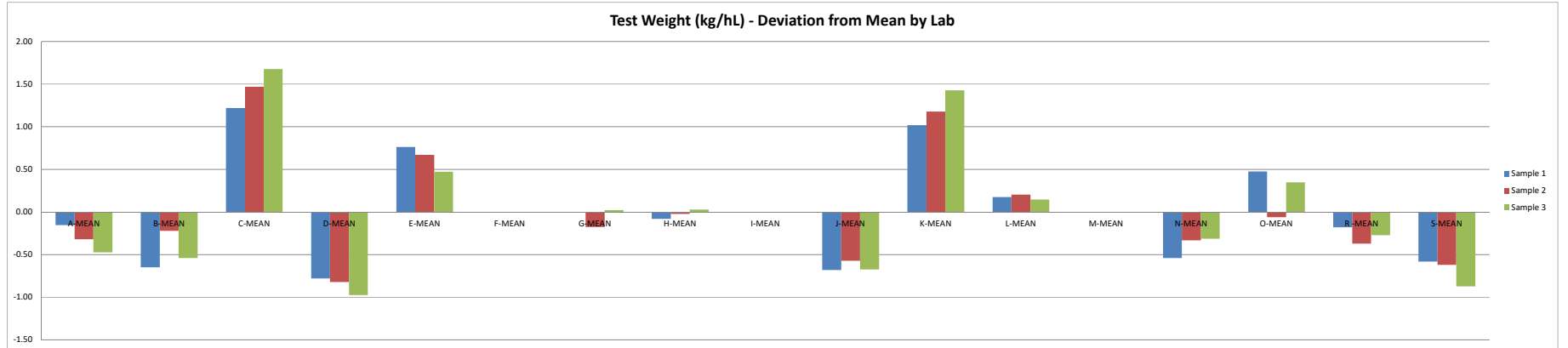


AOF Test Check Program 2018 - Round 5

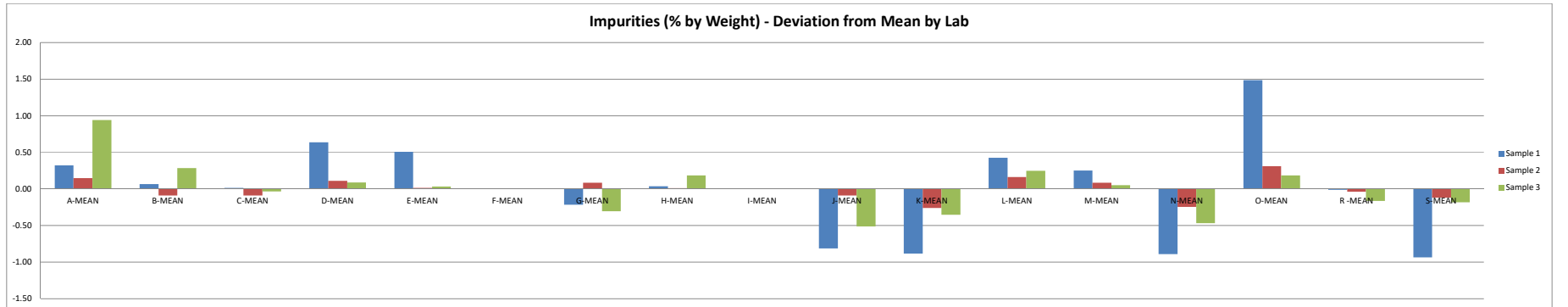
Test Weight (kg/hL)																																				
	A	A-MEAN	B	B-MEAN	C	C-MEAN	D	D-MEAN	E	E-MEAN	F	F-MEAN	G	G-MEAN	H	H-MEAN	I	I-MEAN	J	J-MEAN	K	K-MEAN	L	L-MEAN	M	M-MEAN	N	N-MEAN	O	O-MEAN	R	R-MEAN	S	S-MEAN	STDEV	MEAN
Sample 1	67.63	-0.16	67.13	-0.65	69.00	1.22	67.00	-0.78	68.55	0.76			67.78	-0.01	67.70	-0.08			67.10	-0.68	68.80	1.02	67.96	0.17			67.24	-0.54	68.26	0.47	67.60	-0.18	67.20	-0.58	0.65	67.78
Sample 2	68.00	-0.32	68.10	-0.22	69.79	1.47	67.50	-0.82	68.99	0.67			68.15	-0.18	68.30	-0.02			67.75	-0.57	69.50	1.18	68.53	0.20			67.99	-0.33	68.26	-0.06	67.95	-0.37	67.70	-0.62	0.67	68.32
Sample 3	66.90	-0.47	66.44	-0.54	68.65	1.68	66.00	-0.97	67.45	0.47			67.00	0.02	67.00	0.03			66.30	-0.67	68.40	1.43	67.12	0.15			66.66	-0.31	67.32	0.35	66.70	-0.27	66.10	-0.87	0.79	66.97
Mean Absolute Difference		0.32		0.47		1.45		0.86		0.63				0.07		0.04				0.64		1.21		0.17				0.40		0.29		0.28		0.69		
Mean of Difference		-0.32		-0.47		1.45		-0.86		0.63				-0.05		-0.03				-0.64		1.21		0.17				-0.40		0.25		-0.28		-0.69		



Test Weight (kg/hL) Z - score																	
	A	B	C	D	E	F	G	H	I	J	K	L	M	N	O	R	S
Sample 1	-0.24	-0.99	1.87	-1.19	1.17		-0.01	-0.12		-1.04	1.56	0.27		-0.83	0.73	-0.28	-0.89
Sample 2	-0.48	-0.33	2.19	-1.22	1.00		-0.26	-0.03		-0.85	1.76	0.30		-0.49	-0.09	-0.55	-0.93
Sample 3	-0.60	-0.68	2.13	-1.24	0.60		0.03	0.03		-0.85	1.81	0.19		-0.40	0.44	-0.35	-1.11

AOF Test Check Program 2018 - Round 5

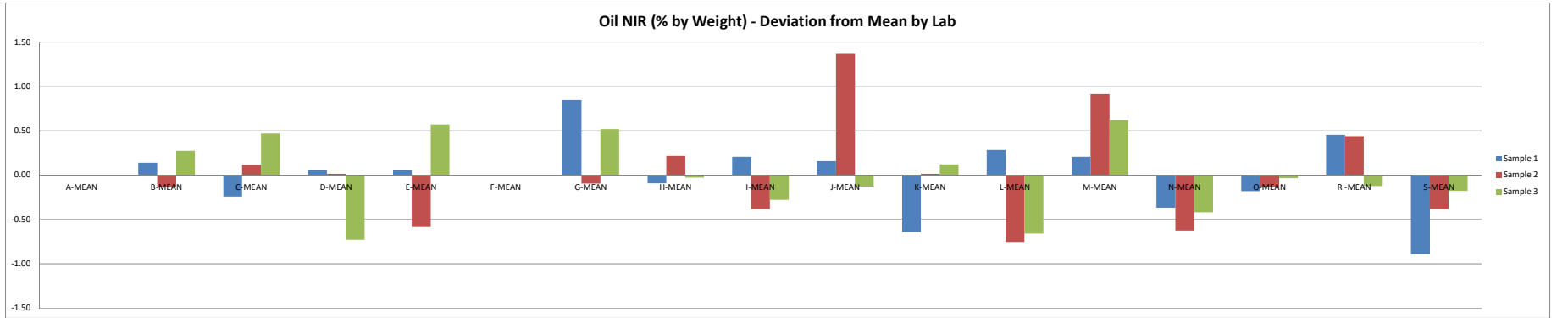
Impurities (% by Weight)																																				
	A	A-MEAN	B	B-MEAN	C	C-MEAN	D	D-MEAN	E	E-MEAN	F	F-MEAN	G	G-MEAN	H	H-MEAN	I	I-MEAN	J	J-MEAN	K	K-MEAN	L	L-MEAN	M	M-MEAN	N	N-MEAN	O	O-MEAN	R	R-MEAN	S	S-MEAN	STDEV	MEAN
Sample 1	1.74	0.32	1.48	0.07	1.43	0.02	2.05	0.64	1.92	0.51			1.20	-0.21	1.45	0.04			0.60	-0.81	0.53	-0.88	1.84	0.43	1.67	0.25	0.53	-0.89	2.90	1.49	1.40	-0.01	0.48	-0.93	0.67	1.41
Sample 2	0.54	0.15	0.30	-0.09	0.30	-0.09	0.50	0.11	0.41	0.02			0.48	0.09	0.40	0.01			0.30	-0.09	0.13	-0.26	0.55	0.16	0.48	0.09	0.15	-0.24	0.70	0.31	0.35	-0.04	0.27	-0.12	0.16	0.39
Sample 3	1.76	0.94	1.10	0.29	0.78	-0.03	0.90	0.09	0.85	0.03			0.51	-0.30	1.00	0.19			0.30	-0.51	0.46	-0.35	1.06	0.25	0.87	0.05	0.35	-0.47	1.00	0.19	0.65	-0.16	0.63	-0.18	0.37	0.81
Mean Absolute Difference		0.47		0.15		0.05		0.28		0.18				0.20		0.08				0.47		0.50		0.28		0.13		0.53		0.66		0.07		0.41		
Mean of Difference		0.47		0.09		-0.04		0.28		0.18				-0.14		0.08				-0.47		-0.50		0.28		0.13		-0.53		0.66		-0.07		-0.41		



Impurities (% by Weight) Z - score																		
	A	B	C	D	E	F	G	H	I	J	K	L	M	N	O	R	S	
Sample 1	0.48	0.10	0.02	0.94	0.75		-0.32	0.05			-1.21	-1.31	0.63	0.37	-1.32	2.20	-0.02	-1.38
Sample 2	0.94	-0.57	-0.57	0.71	0.10		0.55	0.07			-0.57	-1.67	1.04	0.55	-1.57	2.00	-0.25	-0.77
Sample 3	2.58	0.78	-0.09	0.24	0.09		-0.83	0.51			-1.40	-0.97	0.67	0.14	-1.28	0.51	-0.45	-0.50

AOF Test Check Program 2018 - Round 5

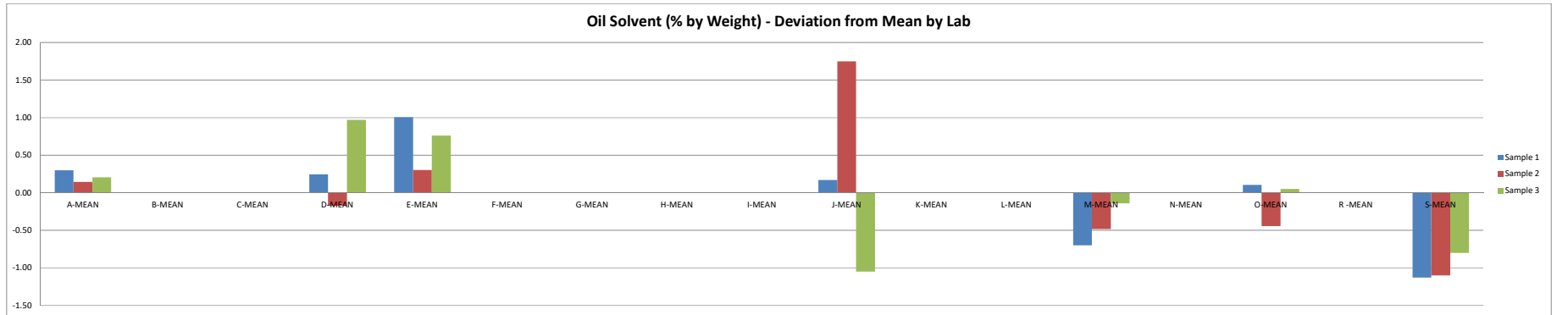
Oil NIR (% by Weight)																																				
	A	A-MEAN	B	B-MEAN	C	C-MEAN	D	D-MEAN	E	E-MEAN	F	F-MEAN	G	G-MEAN	H	H-MEAN	I	I-MEAN	J	J-MEAN	K	K-MEAN	L	L-MEAN	M	M-MEAN	N	N-MEAN	O	O-MEAN	R	R-MEAN	S	S-MEAN	STDEV	MEAN
Sample 1			46.58	0.14	46.20	-0.24	46.50	0.06	46.50	0.06			47.29	0.85	46.35	-0.09	46.65	0.21	46.60	0.16	45.80	-0.64	46.73	0.28	46.65	0.21	46.08	-0.37	46.26	-0.18	46.90	0.45	45.55	-0.89	0.43	46.44
Sample 2			43.90	-0.13	44.15	0.12	44.05	0.02	43.45	-0.58			43.94	-0.09	44.25	0.22	43.65	-0.38	45.40	1.37	44.05	0.02	43.28	-0.75	44.95	0.92	43.41	-0.62	43.91	-0.13	44.48	0.44	43.65	-0.38	0.57	44.03
Sample 3			49.06	0.28	49.25	0.47	48.05	-0.73	49.35	0.57			49.30	0.52	48.75	-0.03	48.50	-0.28	48.65	-0.13	48.90	0.12	48.12	-0.66	49.40	0.62	48.36	-0.42	48.75	-0.03	48.66	-0.12	48.60	-0.18	0.43	48.78
Mean Absolute Difference				0.18		0.28		0.27		0.40				0.49		0.11		0.29		0.55		0.26		0.57		0.58		0.47		0.11		0.34		0.48		
Mean of Difference				0.09		0.12		-0.22		0.02				0.43		0.03		-0.15		0.47		-0.17		-0.38		0.58		-0.47		-0.11		0.26		-0.48		



Oil NIR (% by Weight) Z - score																	
	A	B	C	D	E	F	G	H	I	J	K	L	M	N	O	R	S
Sample 1		0.32	-0.56	0.14	0.14		1.97	-0.21	0.48	0.37	-1.49	0.66	0.48	-0.85	-0.42	1.06	-2.08
Sample 2		-0.23	0.20	0.03	-1.02		-0.16	0.38	-0.67	2.38	0.03	-1.32	1.60	-1.09	-0.23	0.77	-0.67
Sample 3		0.64	1.10	-1.70	1.33		1.21	-0.07	-0.65	-0.30	0.28	-1.53	1.45	-0.98	-0.08	-0.29	-0.42

AOF Test Check Program 2018 - Round 5

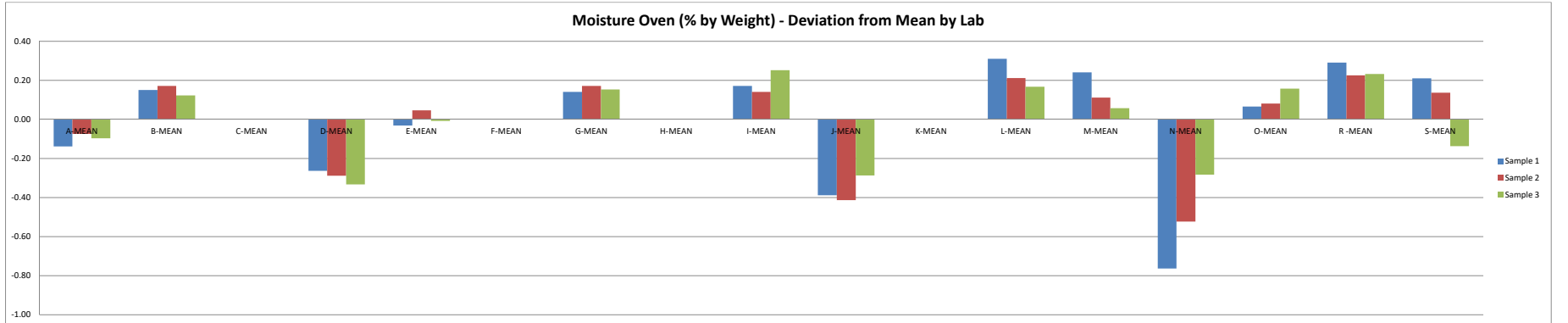
Oil Solvent (% by Weight)																																				
	A	A-MEAN	B	B-MEAN	C	C-MEAN	D	D-MEAN	E	E-MEAN	F	F-MEAN	G	G-MEAN	H	H-MEAN	I	I-MEAN	J	J-MEAN	K	K-MEAN	L	L-MEAN	M	M-MEAN	N	N-MEAN	O	O-MEAN	R	R-MEAN	S	S-MEAN	STDEV	MEAN
Sample 1	46.93	0.30					46.88	0.25	47.64	1.01									46.80	0.17					45.93	-0.70			46.74	0.11			45.50	-1.13	0.70	46.63
Sample 2	44.00	0.14					43.68	-0.17	44.16	0.30									45.60	1.75					43.37	-0.48			43.41	-0.44			42.75	-1.10	0.90	43.85
Sample 3	49.56	0.21					50.32	0.97	50.11	0.76									48.30	-1.05					49.21	-0.14			49.40	0.05			48.55	-0.80	0.74	49.35
Mean Absolute Difference		0.22						0.46		0.69										0.99						0.44			0.20					1.01		
Mean of Difference			0.22						0.35		0.69									0.29									-0.10					-1.01		



Oil Solvent (% by Weight) Z - score																	
	A	B	C	D	E	F	G	H	I	J	K	L	M	N	O	R	S
Sample 1	0.43			0.35	1.43						0.24			-0.99		0.15	-1.61
Sample 2	0.16			-0.19	0.34						1.95			-0.54		-0.49	-1.23
Sample 3	0.28			1.31	1.02						-1.41			-0.19		0.07	-1.07

AOF Test Check Program 2018 - Round 5

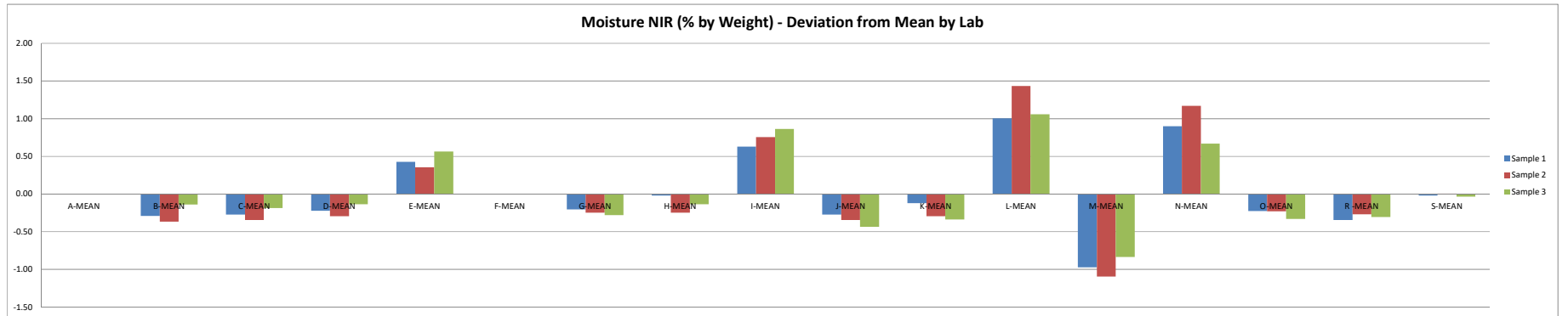
Moisture Oven (% by Weight)																																				
	A	A-MEAN	B	B-MEAN	C	C-MEAN	D	D-MEAN	E	E-MEAN	F	F-MEAN	G	G-MEAN	H	H-MEAN	I	I-MEAN	J	J-MEAN	K	K-MEAN	L	L-MEAN	M	M-MEAN	N	N-MEAN	O	O-MEAN	R	R-MEAN	S	S-MEAN	STDEV	MEAN
Sample 1	5.30	-0.14	5.59	0.15			5.18	-0.26	5.41	-0.03			5.58	0.14			5.61	0.17	5.05	-0.39			5.75	0.31	5.68	0.24	4.68	-0.76	5.51	0.07	5.73	0.29	5.65	0.21	0.31	5.44
Sample 2	5.09	-0.07	5.34	0.17			4.88	-0.29	5.21	0.05			5.34	0.17			5.31	0.14	4.75	-0.41			5.38	0.21	5.28	0.11	4.64	-0.52	5.25	0.08	5.39	0.23	5.30	0.14	0.25	5.16
Sample 3	3.89	-0.10	4.11	0.12			3.66	-0.33	3.98	-0.01			4.14	0.15			4.24	0.25	3.70	-0.29			4.16	0.17	4.05	0.06	3.71	-0.28	4.15	0.16	4.22	0.23	3.85	-0.14	0.21	3.99
Mean Absolute Difference		0.10		0.15				0.29		0.03				0.16				0.19		0.36				0.23		0.14		0.52		0.10		0.25		0.16		
Mean of Difference		-0.10		0.15				-0.29		0.00				0.16				0.19		-0.36				0.23		0.14		-0.52		0.10		0.25		0.07		



Moisture Oven (% by Weight) Z - score																	
	A	B	C	D	E	F	G	H	I	J	K	L	M	N	O	R	S
Sample 1	-0.44	0.48		-0.84	-0.10		0.45		0.55	-1.24	0.99	0.77	-2.43	0.21	0.93	0.67	
Sample 2	-0.29	0.69		-1.16	0.19		0.69		0.57	-1.66	0.85	0.45	-2.10	0.33	0.91	0.55	
Sample 3	-0.47	0.59		-1.61	-0.04		0.74		1.22	-1.39	0.81	0.28	-1.36	0.76	1.12	-0.66	

AOF Test Check Program 2018 - Round 5

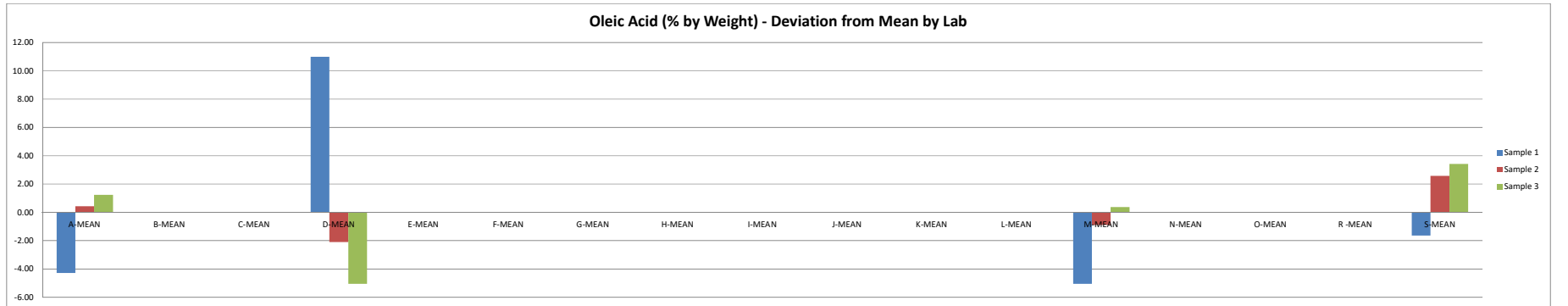
Moisture NIR (% by Weight)																																				
	A	A-MEAN	B	B-MEAN	C	C-MEAN	D	D-MEAN	E	E-MEAN	F	F-MEAN	G	G-MEAN	H	H-MEAN	I	I-MEAN	J	J-MEAN	K	K-MEAN	L	L-MEAN	M	M-MEAN	N	N-MEAN	O	O-MEAN	R	R-MEAN	S	S-MEAN	STDEV	MEAN
Sample 1			4.93	-0.29	4.95	-0.27	5.00	-0.22	5.65	0.43			5.02	-0.21	5.20	-0.02	5.85	0.63	4.95	-0.27	5.10	-0.12	6.23	1.00	4.25	-0.97	6.12	0.90	5.00	-0.23	4.88	-0.35	5.20	-0.02	0.52	5.22
Sample 2			4.58	-0.36	4.60	-0.34	4.65	-0.29	5.30	0.36			4.70	-0.24	4.70	-0.24	5.70	0.76	4.60	-0.34	4.65	-0.29	6.38	1.44	3.85	-1.09	6.12	1.17	4.72	-0.23	4.68	-0.27	4.95	0.01	0.66	4.94
Sample 3			3.60	-0.14	3.55	-0.19	3.60	-0.14	4.30	0.56			3.46	-0.28	3.60	-0.14	4.60	0.86	3.30	-0.44	3.40	-0.34	4.80	1.06	2.90	-0.84	4.41	0.67	3.41	-0.33	3.43	-0.31	3.70	-0.04	0.54	3.74
Mean Absolute Difference				0.27		0.27		0.22		0.45				0.24		0.13		0.75		0.35		0.25		1.17		0.97		0.91		0.26		0.31		0.02		
Mean of Difference				-0.27		-0.27		-0.22		0.45				-0.24		-0.13		0.75		-0.35		-0.25		1.17		-0.97		0.91		-0.26		-0.31		-0.02		



Moisture NIR (% by Weight) Z - score																	
	A	B	C	D	E	F	G	H	I	J	K	L	M	N	O	R	S
Sample 1		-0.55	-0.52	-0.42	0.82		-0.39	-0.04	1.20	-0.52	-0.23	1.92	-1.85	1.72	-0.43	-0.66	-0.04
Sample 2		-0.55	-0.52	-0.45	0.54		-0.37	-0.37	1.14	-0.52	-0.45	2.17	-1.66	1.77	-0.35	-0.41	0.01
Sample 3		-0.26	-0.35	-0.25	1.05		-0.52	-0.25	1.61	-0.81	-0.63	1.98	-1.56	1.25	-0.62	-0.57	-0.07

AOF Test Check Program 2018 - Round 5

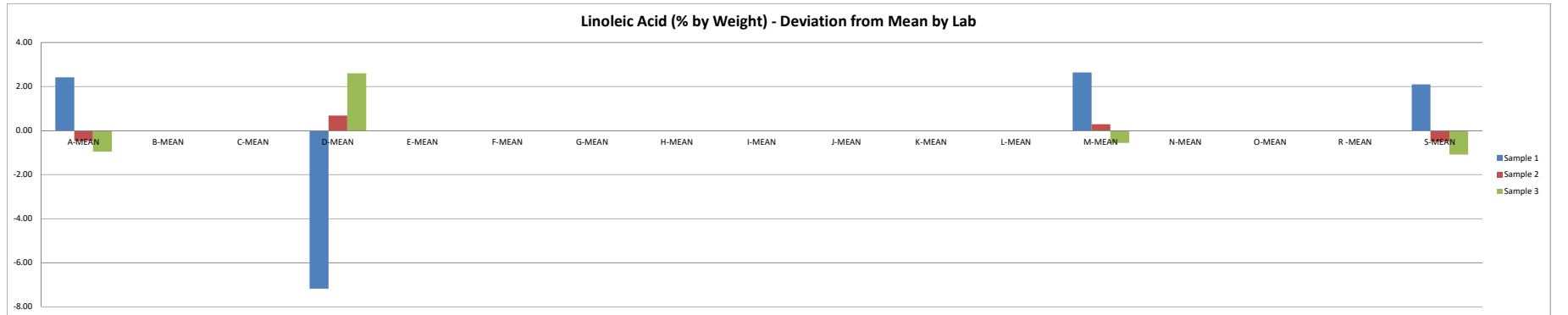
Oleic Acid (% by Weight)																																				
	A	A-MEAN	B	B-MEAN	C	C-MEAN	D	D-MEAN	E	E-MEAN	F	F-MEAN	G	G-MEAN	H	H-MEAN	I	I-MEAN	J	J-MEAN	K	K-MEAN	L	L-MEAN	M	M-MEAN	N	N-MEAN	O	O-MEAN	R	R-MEAN	S	S-MEAN	STDEV	MEAN
Sample 1	57.17	-4.30					72.47	11.00																	56.41	-5.06							59.82	-1.65	7.48	61.47
Sample 2	61.34	0.43					58.82	-2.10																	60.02	-0.90							63.48	2.57	2.00	60.91
Sample 3	59.28	1.24					52.99	-5.05																	58.41	0.38							61.46	3.43	3.60	58.03
Mean Absolute Difference		1.99						6.05																											2.55	
Mean of Difference		-0.88						1.28																											1.45	



Oleic Acid (% by Weight) (% by Weight) Z - score																	
	A	B	C	D	E	F	G	H	I	J	K	L	M	N	O	R	S
Sample 1	-0.57			1.47									-0.68				-0.22
Sample 2	0.21			-1.05									-0.45				1.28
Sample 3	0.34			-1.40									0.10				0.95

AOF Test Check Program 2018 - Round 5

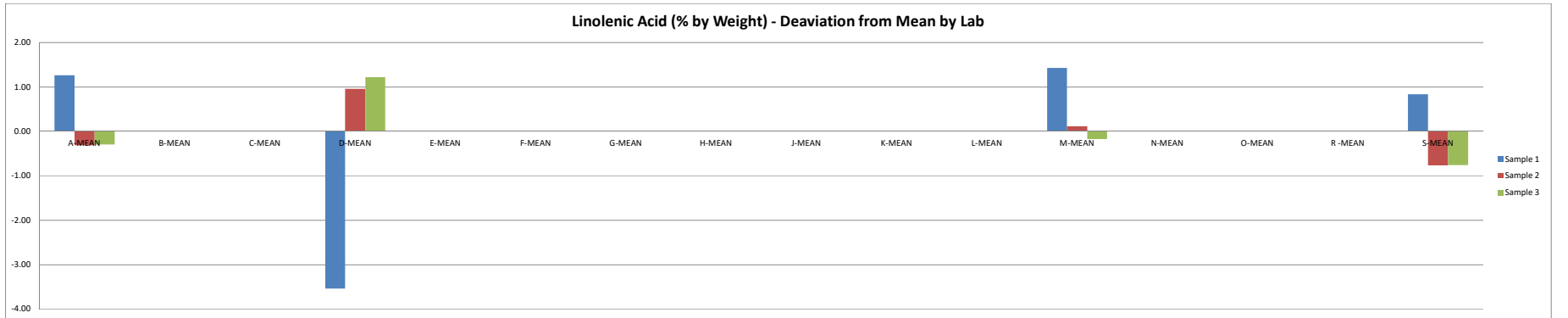
Linoleic Acid (% by Weight)																																					
	A	A-MEAN	B	B-MEAN	C	C-MEAN	D	D-MEAN	E	E-MEAN	F	F-MEAN	G	G-MEAN	H	H-MEAN	I	I-MEAN	J	J-MEAN	K	K-MEAN	L	L-MEAN	M	M-MEAN	N	N-MEAN	O	O-MEAN	R	R-MEAN	S	S-MEAN	STDEV	MEAN	
Sample 1		22.95	2.43					13.34	-7.18																23.17	2.65								22.62	2.10	4.79	20.52
Sample 2		21.50	-0.48					22.66	0.68																22.27	0.29								21.49	-0.49	0.58	21.98
Sample 3		22.57	-0.95					26.12	2.60																22.96	-0.56								22.43	-1.09	1.75	23.52
Mean Absolute Difference			1.29						3.49																										1.17		
Mean of Difference			0.33						-1.30																										0.79		



Linoleic Acid (% by Weight) Z - score																	
	A	B	C	D	E	F	G	H	I	J	K	L	M	N	O	R	S
Sample 1	0.51			-1.50									0.55				0.44
Sample 2	-0.82			1.17									0.49				-0.85
Sample 3	-0.54			1.49									-0.32				-0.62

AOF Test Check Program 2018 - Round 5

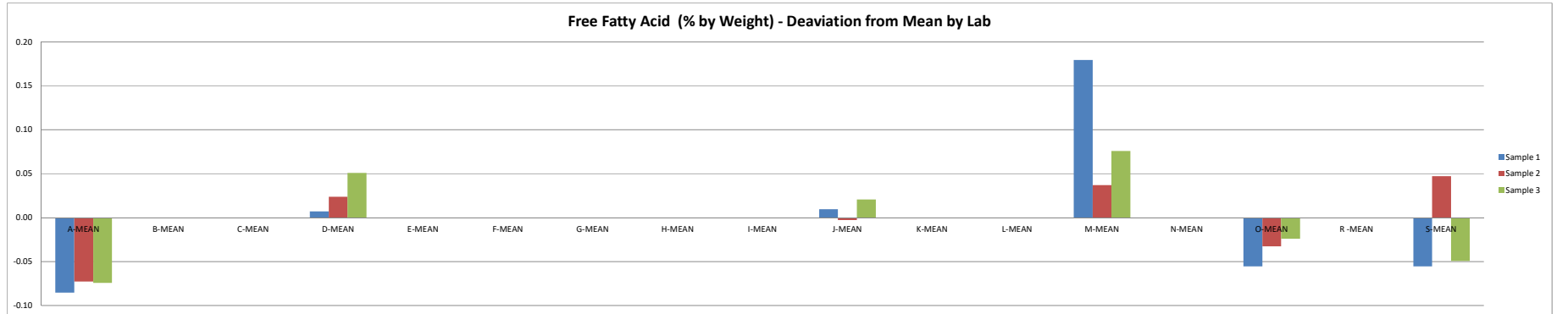
Linolenic Acid (% by Weight)																																					
	A	A-MEAN	B	B-MEAN	C	C-MEAN	D	D-MEAN	E	E-MEAN	F	F-MEAN	G	G-MEAN	H	H-MEAN	I	I-MEAN	J	J-MEAN	K	K-MEAN	L	L-MEAN	M	M-MEAN	N	N-MEAN	O	O-MEAN	R	R-MEAN	S	S-MEAN	STDEV	MEAN	
Sample 1		11.06	1.27					6.25	-3.54																11.22	1.43								10.63	0.84	2.37	9.79
Sample 2		8.86	-0.31					10.12	0.96																9.28	0.12								8.40	-0.76	0.73	9.16
Sample 3		10.01	-0.30					11.53	1.22																10.14	-0.17								9.55	-0.76	0.85	10.31
Mean Absolute Difference			0.62						1.91																	0.57									0.79		
Mean of Difference			0.22						-0.45																	0.46									-0.23		



Linolenic Acid (% by Weight) Z - score																	
	A	B	C	D	E	F	G	H	I	J	K	L	M	N	O	R	S
Sample 1	0.53			-1.49									0.60				0.35
Sample 2	-0.42			1.31									0.16				-1.04
Sample 3	-0.35			1.43									-0.20				-0.89

AOF Test Check Program 2018 - Round 5

Free Fatty Acid (% by Weight)																																				
	A	A-MEAN	B	B-MEAN	C	C-MEAN	D	D-MEAN	E	E-MEAN	F	F-MEAN	G	G-MEAN	H	H-MEAN	I	I-MEAN	J	J-MEAN	K	K-MEAN	L	L-MEAN	M	M-MEAN	N	N-MEAN	O	O-MEAN	R	R-MEAN	S	S-MEAN	STDEV	MEAN
Sample 1	0.11	-0.09					0.20	0.01											0.20	0.01					0.37	0.18			0.14	-0.06			0.14	-0.06	0.10	0.19
Sample 2	0.04	-0.07					0.13	0.02											0.11	0.00					0.15	0.04			0.08	-0.03			0.16	0.05	0.05	0.11
Sample 3	0.06	-0.07					0.18	0.05											0.15	0.02					0.21	0.08			0.11	-0.02			0.08	-0.05	0.06	0.13
Mean Absolute Difference		0.08						0.03												0.01						0.10			0.04					0.05		
Mean of Difference		-0.08						0.03												0.01						0.10			-0.04					-0.02		



Free Fatty Acid (% by Weight) Z - score																	
	A	B	C	D	E	F	G	H	I	J	K	L	M	N	O	R	S
Sample 1	-0.89			0.07							0.10		1.88		-0.58		-0.58
Sample 2	-1.58			0.52							-0.06		0.81		-0.71		1.03
Sample 3	-1.26			0.86							0.35		1.29		-0.41		-0.84

AOF Test Check Program 2018 - Round 5

2018 - Round 5

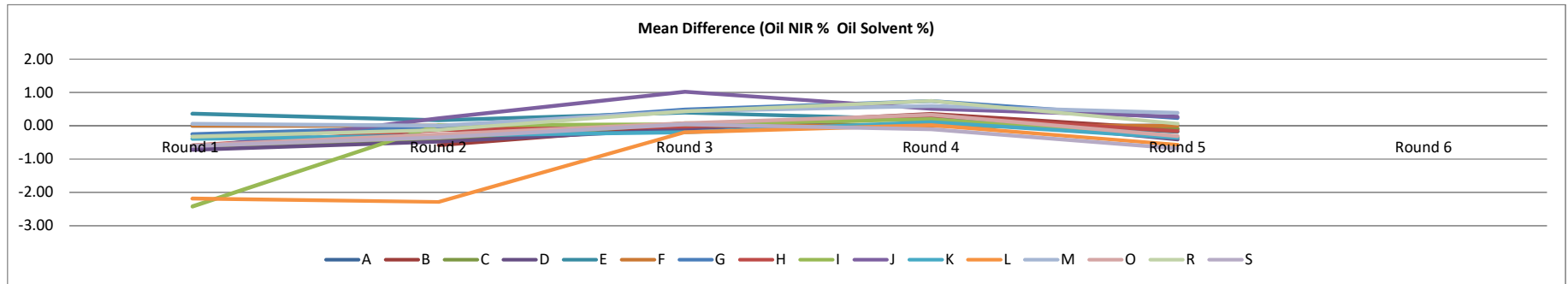
Oil % (NIR) - Oil % (Mean Reference)																	
	A	B	C	D	E	F	G	H	I	J	K	L	M	N	O	R	S
Sample 1		-0.05	-0.43	-0.13	-0.13		0.66	-0.28	0.02	-0.03	-0.83	0.10	0.02	-0.55	-0.37	0.27	-1.08
Sample 2		0.05	0.30	0.20	-0.40		0.09	0.40	-0.20	1.55	0.20	-0.57	1.10	-0.44	0.05	0.62	-0.20
Sample 3		-0.29	-0.10	-1.30	0.00		-0.05	-0.60	-0.85	-0.70	-0.45	-1.23	0.05	-0.99	-0.60	-0.69	-0.75
Average		-0.10	-0.08	-0.41	-0.18		0.23	-0.16	-0.34	0.27	-0.36	-0.57	0.39	-0.66	-0.31	0.06	-0.68

Moisture % (NIR) - Moisture % (Mean Reference)																	
	A	B	C	D	E	F	G	H	I	J	K	L	M	N	O	R	S
Sample 1		-0.51	-0.49	-0.44	0.21		-0.42	-0.24	0.41	-0.49	-0.34	0.79	-1.19	-0.76	-0.44	-0.56	-0.24
Sample 2		-0.58	-0.56	-0.51	0.14		-0.46	-0.46	0.54	-0.56	-0.51	1.22	-1.31	-0.52	-0.45	-0.49	-0.21
Sample 3		-0.39	-0.44	-0.39	0.31		-0.53	-0.39	0.61	-0.69	-0.59	0.81	-1.09	-0.28	-0.58	-0.56	-0.29
Average		-0.49	-0.50	-0.45	0.22		-0.47	-0.36	0.52	-0.58	-0.48	0.94	-1.20	-0.52	-0.49	-0.54	-0.25

AOF Test Check Program 2018 - Round 5

Collective 2018 Oil

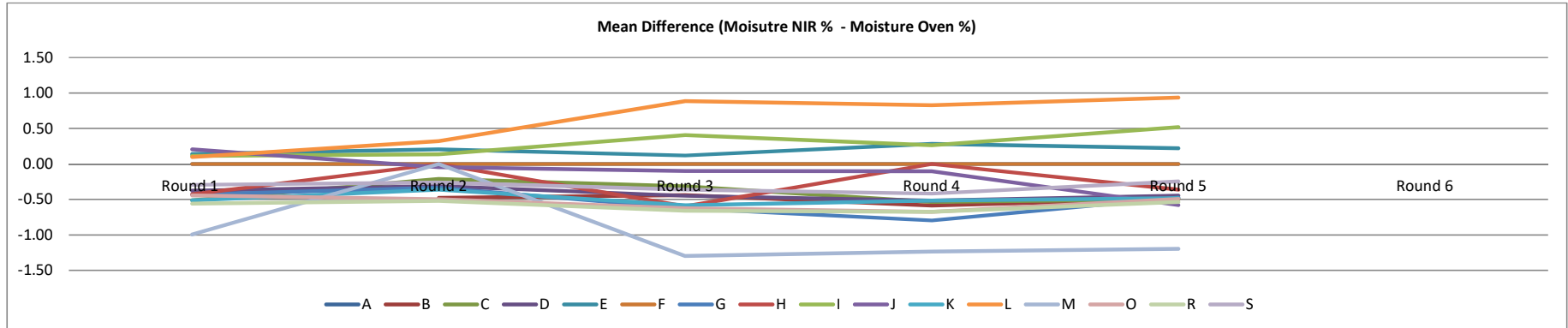
Mean Difference (Oil NIR % - Oil Reference %)																		
	A	B	C	D	E	F	G	H	I	J	K	L	M	N	O	R	S	
Round 1			-0.64	-0.72	0.36		-0.25	-0.59	-2.42	-0.67	-0.39	-2.18	0.06		-0.59	-0.32	-0.61	
Round 2		-0.58	-0.45	-0.48	0.17		-0.04	-0.13	0.02	0.22	-0.30	-2.29			-0.26	-0.13	-0.35	
Round 3		0.00	0.08	-0.11	0.39		0.49	-0.02	0.04	1.02	-0.19	-0.19	0.44		0.08	0.44	0.04	
Round 4		0.36	0.01	0.29	0.19		0.74	0.31	0.20	0.51	0.11	0.02	0.59		0.33	0.75	-0.11	
Round 5		-0.10	-0.08	-0.41	-0.18		0.23	-0.16	-0.34	0.27	-0.36	-0.57	0.39	-0.66	-0.31	0.06	-0.68	
Round 6																		



AOF Test Check Program 2018 - Round 5

Collective 2018 Moisture

Mean Difference (Moisture NIR % - Moisture Reference %)																	
	A	B	C	D	E	F	G	H	I	J	K	L	M	N	O	R	S
Round 1			-0.51	-0.38	0.14		-0.43	-0.43	0.11	0.21	-0.51	0.10	-0.99		-0.44	-0.56	-0.29
Round 2		-0.48	-0.21	-0.31	0.21		-0.33		0.14	-0.04	-0.36	0.32		-0.50	-0.52	-0.26	
Round 3		-0.44	-0.31	-0.45	0.12		-0.62	-0.60	0.41	-0.10	-0.58	0.89	-1.30		-0.62	-0.66	-0.36
Round 4		-0.59	-0.53	-0.52	0.28		-0.80		0.26	-0.10	-0.52	0.83	-1.23		-0.67	-0.68	-0.42
Round 5		-0.49	-0.50	-0.45	0.22		-0.47	-0.36	0.52	-0.58	-0.48	0.94	-1.20	-0.52	-0.49	-0.54	-0.25
Round 6																	



AOF Test Check Program 2018 - Round 5

Appendix 1:

$$z = (x - X) / \hat{\sigma} \quad \text{..(19)}$$

where $\hat{\sigma}$ is the standard deviation for proficiency assessment.

NOTE ISO Guide 43 uses the symbol s for the standard deviation in the definition of the z-score. This is appropriate when this quantity is derived as the standard deviation of a number of results, but not in other cases (for example, when it is calculated from the results of a precision experiment, or by reference to a generalised linear model).

Interpretation of z-scores. When a participant reports a result that gives rise to a z-score above 3,0 or below -3,0 then the result shall be considered to give an “action signal”. Likewise, a z-score above 2,0 or below -2,0 shall be considered to give a “warning signal”. A single “action signal”, or “warning signals” in two successive rounds, shall be taken as evidence that an anomaly has occurred that requires investigation.

Reference : ISO 13528 statistical methods for use in proficiency testing by interlaboratory comparisons

AOF Test Check Program 2018 - Round 5

Appendix 2: Raw Data

Reporting Date	25/09/2018		Lab	A								
Parameter	Unit	Method	Sample 1			Sample 2			Sample 3			
			Result A	Result B	Average	Result A	Result B	Average	Result A	Result B	Average	
Test Weight	kg/hL		67.75	67.50	67.63	68.00	68.00	68.00	66.50	66.50	66.50	
Impurities	% by weight	AOF4-1.3	1.67	1.80	1.74	0.57	0.50	0.54	1.75	1.76	1.76	
Oil NIR (Clean Seed)	% by weight											
Oil Solvent (Clean Seed)	% by weight	FOSFA	46.91	46.95	46.93	43.95	44.04	44.00	49.44	49.67	49.56	
Oil SFE Extraction	% by weight											
Moisture Oven	% by weight		5.30	5.30	5.30	5.09	5.09	5.09	3.89	3.89	3.89	
Moisture NIR	% by weight											
Oleic Acid	% by weight	Methanolic KOH	57.22	57.12	57.17	61.35	61.33	61.34	59.22	59.33	59.28	
Linoleic Acid	% by weight	Methanolic KOH	22.93	22.96	22.95	21.50	21.50	21.50	22.62	22.51	22.57	
Linolenic Acid	% by weight	Methanolic KOH	11.05	11.06	11.06	8.88	8.83	8.86	9.98	10.04	10.01	
Free Fatty Acid	% by weight	AOCS Ac5-41	0.11	0.10	0.11	0.03	0.04	0.04	0.06	0.05	0.06	

Reporting Date	4/08/2018		Lab	B								
Parameter	Unit	Method	Sample 1			Sample 2			Sample 3			
			Result A	Result B	Average	Result A	Result B	Average	Result A	Result B	Average	
Test Weight	kg/hL	Balance	67.23	67.03	67.13	68.16	68.04	68.10	66.22	66.65	66.44	
Impurities	% by weight	Agtator	1.46	1.50	1.48	0.30	0.30	0.30	1.10	1.10	1.10	
Oil NIR (Clean Seed)	% by weight	NIR	46.59	46.57	46.58	43.99	43.81	43.90	49.29	48.82	49.06	
Oil Solvent (Clean Seed)	% by weight											
Oil SFE Extraction	% by weight											
Moisture Oven	% by weight	Oven	5.60	5.58	5.59	5.34	5.33	5.34	4.11	4.11	4.11	
Moisture NIR	% by weight	NIR	4.94	4.92	4.93	4.65	4.51	4.58	3.68	3.51	3.60	
Oleic Acid	% by weight											
Linoleic Acid	% by weight											
Linolenic Acid	% by weight											
Free Fatty Acid	% by weight											

Reporting Date	14/09/2018		Lab	C								
Parameter	Unit	Method	Sample 1			Sample 2			Sample 3			
			Result A	Result B	Average	Result A	Result B	Average	Result A	Result B	Average	
Test Weight	kg/hL	weigh	69.32	68.68	69.00	69.80	69.78	69.79	68.24	69.06	68.65	
Impurities	% by weight	sieve & weigh	1.44	1.42	1.43	0.30	0.30	0.30	0.83	0.73	0.78	
Oil NIR (Clean Seed)	% by weight	NIR	46.40	46.00	46.20	44.30	44.00	44.15	49.30	49.20	49.25	
Oil Solvent (Clean Seed)	% by weight											
Oil SFE Extraction	% by weight											
Moisture Oven	% by weight											
Moisture NIR	% by weight	NIR	4.9	5.0	5.0	4.7	4.5	4.6	3.6	3.5	3.6	
Oleic Acid	% by weight											
Linoleic Acid	% by weight											
Linolenic Acid	% by weight											
Free Fatty Acid	% by weight											

Reporting Date	17/09/2018		Lab	D								
Parameter	Unit	Method	Sample 1			Sample 2			Sample 3			
			Result A	Result B	Average	Result A	Result B	Average	Result A	Result B	Average	
Test Weight	kg/hL		67.00	67.00	67.0	67.50	67.50	67.5	66.00	66.00	66.0	
Impurities	% by weight		1.80	2.30	2.1	0.40	0.60	0.5	1.00	0.80	0.9	
Oil NIR (Clean Seed)	% by weight		46.40	46.60	46.5	44.10	44.00	44.1	48.50	47.60	48.1	
Oil Solvent (Clean Seed)	% by weight		46.97	46.78	46.9	43.50	43.86	43.7	51.44	49.20	50.3	
Oil SFE Extraction	% by weight											
Moisture Oven	% by weight		5.17	5.18	5.2	4.87	4.88	4.9	3.65	3.66	3.7	
Moisture NIR	% by weight		5.10	4.90	5.0	4.60	4.70	4.7	3.60	3.60	3.6	
Oleic Acid	% by weight		72.43	72.50	72.5	58.86	58.77	58.8	53.03	52.94	53.0	
Linoleic Acid	% by weight		13.32	13.36	13.3	22.67	22.65	22.7	26.06	26.18	26.1	
Linolenic Acid	% by weight		6.24	6.26	6.3	10.10	10.14	10.1	11.46	11.60	11.5	
Free Fatty Acid	% by weight		0.23	0.16	0.20	0.14	0.12	0.13	0.20	0.16	0.18	

AOF Test Check Program 2018 - Round 5

Reporting Date	13/09/2018	Lab	E	Sample 1			Sample 2			Sample 3		
Parameter	Unit	Method	Result A	Result B	Average	Result A	Result B	Average	Result A	Result B	Average	
Test Weight	kg/hL		68.18	68.91	68.55	68.93	69.05	68.99	67.39	67.50	67.45	
Impurities	% by weight		1.85	1.99	1.92	0.41	0.40	0.41	0.83	0.86	0.85	
Oil NIR (Clean Seed)	% by weight	Infratec 1241	46.40	46.60	46.50	43.60	43.30	43.45	49.30	49.40	49.35	
Oil Solvent (Clean Seed)	% by weight	ISO 659	47.50	47.77	47.64	44.17	44.14	44.16	49.96	50.25	50.11	
Oil SFE Extraction	% by weight											
Moisture Oven	% by weight		5.4	5.4	5.4	5.2	5.2	5.2	4.0	4.0	4.0	
Moisture NIR	% by weight		5.7	5.6	5.7	5.3	5.3	5.3	4.3	4.3	4.3	
Oleic Acid	% by weight	Infratec 1241										
Linoleic Acid	% by weight											
Linolenic Acid	% by weight											
Free Fatty Acid	% by weight											

Reporting Date		Lab	F	Sample 1			Sample 2			Sample 3		
Parameter	Unit	Method	Result A	Result B	Average	Result A	Result B	Average	Result A	Result B	Average	
Test Weight	kg/hL											
Impurities	% by weight											
Oil NIR (Clean Seed)	% by weight											
Oil Solvent (Clean Seed)	% by weight											
Oil SFE Extraction	% by weight											
Moisture Oven	% by weight											
Moisture NIR	% by weight											
Oleic Acid	% by weight											
Linoleic Acid	% by weight											
Linolenic Acid	% by weight											
Free Fatty Acid	% by weight											

Reporting Date	25/09/2018	Lab	G	Sample 1			Sample 2			Sample 3		
Parameter	Unit	Method	Result A	Result B	Average	Result A	Result B	Average	Result A	Result B	Average	
Test Weight	kg/hL		68.04	67.51	67.78	68.17	68.12	68.15	67.01	66.98	67.00	
Impurities	% by weight		1.23	1.17	1.20	0.50	0.45	0.48	0.53	0.49	0.51	
Oil NIR (Clean Seed)	% by weight	NIR	47.46	47.12	47.29	44.34	43.54	43.94	49.29	49.31	49.30	
Oil Solvent (Clean Seed)	% by weight											
Oil SFE Extraction	% by weight											
Moisture Oven	% by weight		5.57	5.59	5.58	5.33	5.34	5.34	4.14	4.14	4.14	
Moisture NIR	% by weight	NIR	4.86	5.17	5.02	4.62	4.78	4.70	3.40	3.51	3.46	
Oleic Acid	% by weight											
Linoleic Acid	% by weight											
Linolenic Acid	% by weight											
Free Fatty Acid	% by weight											

Reporting Date	3/09/2018	Lab	H	Sample 1			Sample 2			Sample 3		
Parameter	Unit	Method	Result A	Result B	Average	Result A	Result B	Average	Result A	Result B	Average	
Test Weight	kg/hL		67.8	67.6	67.7	68.4	68.2	68.30	67.2	66.8	67.00	
Impurities	% by weight		1.2	1.7	1.5	0.4	0.4	0.40	1.2	0.8	1.00	
Oil NIR (Clean Seed)	% by weight		46.4	46.3	46.4	44.3	44.2	44.25	48.9	48.6	48.75	
Oil Solvent (Clean Seed)	% by weight											
Oil SFE Extraction	% by weight											
Moisture Oven	% by weight											
Moisture NIR	% by weight		5.2	5.2	5.20	4.7	4.7	4.70	3.6	3.6	3.60	
Oleic Acid	% by weight											
Linoleic Acid	% by weight											
Linolenic Acid	% by weight											
Free Fatty Acid	% by weight											

AOF Test Check Program 2018 - Round 5

Reporting Date	18/09/2018		Lab	I							
Parameter	Unit	Method	Result A	Result B	Average	Result A	Result B	Average	Result A	Result B	Average
Test Weight	kg/hL										
Impurities	% by weight										
Oil NIR (Clean Seed)	% by weight	Near-Infra Red (NIR)	46.40	46.90	46.65	43.50	43.80	43.65	48.30	48.70	48.50
Oil Solvent (Clean Seed)	% by weight										
Oil SFE Extraction	% by weight										
Moisture Oven	% by weight	AOF 4 - 1.5	5.60	5.62	5.61	5.32	5.29	5.31	4.24	4.24	4.24
Moisture NIR	% by weight	Near-Infra Red (NIR)	5.80	5.90	5.85	5.70	5.70	5.70	4.60	4.60	4.60
Oleic Acid	% by weight										
Linoleic Acid	% by weight										
Linolenic Acid	% by weight										
Free Fatty Acid	% by weight										

Reporting Date	17/09/2018		Lab	J							
Parameter	Unit	Method	Result A	Result B	Average	Result A	Result B	Average	Result A	Result B	Average
Test Weight	kg/hL	Chondrometer	67.20	67.00	67.1	67.70	67.80	67.8	66.30	66.30	66.3
Impurities	% by weight	AOF Quality Standard	0.60	0.60	0.6	0.30	0.30	0.3	0.30	0.30	0.3
Oil NIR (Clean Seed)	% by weight	NIR	46.60	46.60	46.6	45.50	45.30	45.4	48.60	48.70	48.7
Oil Solvent (Clean Seed)	% by weight	AOCS AM 2-93	46.80	46.80	46.8	45.70	45.50	45.6	48.10	48.50	48.3
Oil SFE Extraction	% by weight										
Moisture Oven	% by weight	AOAC 925.10	5.10	5.00	5.1	4.70	4.80	4.8	3.70	3.70	3.7
Moisture NIR	% by weight	NIR	5.00	4.90	5.0	4.60	4.60	4.6	3.30	3.30	3.3
Oleic Acid	% by weight										
Linoleic Acid	% by weight										
Linolenic Acid	% by weight										
Free Fatty Acid	% by weight	AOCS Ca 5a-40	0.20	0.20	0.20	0.09	0.12	0.11	0.15	0.15	0.15

Reporting Date	12/09/2018		Lab	K							
Parameter	Unit	Method	Result A	Result B	Average	Result A	Result B	Average	Result A	Result B	Average
Test Weight	kg/hL		68.60	69.00	68.8	69.40	69.60	69.5	68.20	68.60	68.4
Impurities	% by weight	AOF 2a-86	0.56	0.50	0.53	0.14	0.12	0.13	0.47	0.45	0.5
Oil NIR (Clean Seed)	% by weight	NIR	46.00	45.60	45.8	44.20	43.90	44.1	48.90	48.90	48.9
Oil Solvent (Clean Seed)	% by weight										
Oil SFE Extraction	% by weight										
Moisture Oven	% by weight										
Moisture NIR	% by weight	NIR	5.10	5.10	5.1	4.60	4.70	4.7	3.40	3.40	3.4
Oleic Acid	% by weight										
Linoleic Acid	% by weight										
Linolenic Acid	% by weight										
Free Fatty Acid	% by weight										

Reporting Date	26/09/2018		Lab	L							
Parameter	Unit	Method	Result A	Result B	Average	Result A	Result B	Average	Result A	Result B	Average
Test Weight	kg/hL	Chondrometer	67.97	67.94	67.96	68.51	68.54	68.53	67.17	67.07	67.12
Impurities	% by weight	AOF 4 - 1.3	1.88	1.80	1.84	0.54	0.56	0.55	1.06	1.06	1.06
Oil NIR (Clean Seed)	% by weight	Near-Infra Red (NIR)	46.61	46.84	46.73	43.22	43.34	43.28	48.12	48.12	48.12
Oil Solvent (Clean Seed)	% by weight	N/A									
Oil SFE Extraction	% by weight	N/A									
Moisture Oven	% by weight	AOF 4 - 1.5	5.76	5.74	5.75	5.37	5.38	5.38	4.15	4.16	4.16
Moisture NIR	% by weight	Near-Infra Red (NIR)	6.22	6.23	6.23	6.38	6.38	6.38	4.83	4.76	4.80
Oleic Acid	% by weight	N/A									
Linoleic Acid	% by weight	N/A									
Linolenic Acid	% by weight	N/A									
Free Fatty Acid	% by weight	N/A									

AOF Test Check Program 2018 - Round 5

Reporting Date	30/09/2018	Lab	M	Sample 1			Sample 2			Sample 3		
Parameter	Unit	Method	Result A	Result B	Average	Result A	Result B	Average	Result A	Result B	Average	
Test Weight	kg/hL											
Impurities	% by weight		1.52	1.81	1.67	0.35	0.60	0.48	0.83	0.90	0.87	
Oil NIR (Clean Seed)	% by weight		46.70	46.60	46.65	44.80	45.10	44.95	49.20	49.60	49.40	
Oil Solvent (Clean Seed)	% by weight		45.99	45.87	45.93	43.46	43.28	43.37	49.05	49.37	49.21	
Oil SFE Extraction	% by weight											
Moisture Oven	% by weight		5.63	5.73	5.68	5.28	5.27	5.28	4.04	4.05	4.05	
Moisture NIR	% by weight		4.30	4.20	4.25	4.00	3.70	3.85	2.90	2.90	2.90	
Oleic Acid	% by weight		56.40	56.42	56.41	60.08	59.95	60.02	58.39	58.43	58.41	
Linoleic Acid	% by weight		23.15	23.18	23.17	22.31	22.22	22.27	22.98	22.93	22.96	
Linolenic Acid	% by weight		11.20	11.24	11.22	9.27	9.29	9.28	10.13	10.14	10.14	
Free Fatty Acid	% by weight		0.40	0.34	0.37	0.15	0.14	0.15	0.21	0.20	0.21	

Reporting Date	12/09/2018	Lab	N	Sample 1			Sample 2			Sample 3		
Parameter	Unit	Method	Result A	Result B	Average	Result A	Result B	Average	Result A	Result B	Average	
Test Weight	kg/hL		67.15	67.33	67.24	67.98	68.00	67.99	66.81	66.51	66.66	
Impurities	% by weight		0.57	0.48	0.53	0.15	0.14	0.15	0.38	0.31	0.35	
Oil NIR (Clean Seed)	% by weight		45.84	46.31	46.08	43.09	43.73	43.41	48.45	48.27	48.36	
Oil Solvent (Clean Seed)	% by weight											
Oil SFE Extraction	% by weight											
Moisture Oven	% by weight		4.67	4.68	4.68	4.64	4.64	4.64	3.70	3.71	3.71	
Moisture NIR	% by weight		6.19	6.05	6.12	6.29	5.94	6.12	4.20	4.61	4.41	
Oleic Acid	% by weight											
Linoleic Acid	% by weight											
Linolenic Acid	% by weight											
Free Fatty Acid	% by weight											

Reporting Date	20/09/2018	Lab	O	Sample 1			Sample 2			Sample 3		
Parameter	Unit	Method	Result A	Result B	Average	Result A	Result B	Average	Result A	Result B	Average	
Test Weight	kg/hL		68.26	68.25	68.26	68.76	67.76	68.26	67.32	67.32	67.32	
Impurities	% by weight	AOF 4-1.2	2.90	2.90	2.90	0.70	0.70	0.70	1.00	1.00	1.00	
Oil NIR (Clean Seed)	% by weight	NIR	46.27	46.25	46.26	43.91	43.90	43.91	48.75	48.74	48.75	
Oil Solvent (Clean Seed)	% by weight	AOF 4-1.5 FOSFA	46.74	46.73	46.74	43.59	43.23	43.41	49.42	49.38	49.40	
Oil SFE Extraction	% by weight											
Moisture Oven	% by weight	AOF-1.5	5.52	5.49	5.51	5.26	5.23	5.25	4.15	4.14	4.15	
Moisture NIR	% by weight	NIR	5.00	4.99	5.00	4.72	4.71	4.72	3.41	3.40	3.41	
Oleic Acid	% by weight											
Linoleic Acid	% by weight											
Linolenic Acid	% by weight											
Free Fatty Acid	% by weight	AOF 4-2.19	0.14	0.13	0.14	0.08	0.07	0.08	0.11	0.10	0.11	

Reporting Date	18/09/2018	Lab	R	Sample 1			Sample 2			Sample 3		
Parameter	Unit	Method	Result A	Result B	Average	Result A	Result B	Average	Result A	Result B	Average	
Test Weight	kg/hL	½ litre measure & electronic balance	67.60	67.60	67.60	68.10	67.80	67.95	66.80	66.60	66.70	
Impurities	% by weight	Hand sieve (3.0/1.0mm), aspirate & hand pick	1.50	1.30	1.40	0.40	0.30	0.35	0.70	0.60	0.65	
Oil NIR (Clean Seed)	% by weight	Infratec 1241 Serial No: 91724323	46.93	46.86	46.90	44.47	44.48	44.48	48.42	48.89	48.66	
Oil Solvent (Clean Seed)	% by weight											
Oil SFE Extraction	% by weight											
Moisture Oven	% by weight	10g @ 130 °C for 1hr in duplicate (AOF method)	5.75	5.71	5.73	5.40	5.38	5.39	4.21	4.23	4.22	
Moisture NIR	% by weight	Infratec 1241 Serial No: 91724323	4.93	4.82	4.88	4.66	4.69	4.68	3.49	3.37	3.43	
Oleic Acid	% by weight											
Linoleic Acid	% by weight											
Linolenic Acid	% by weight											
Free Fatty Acid	% by weight											

AOF Test Check Program 2018 - Round 5

Reporting Date	2/10/2018	Lab	S	Sample 1			Sample 2			Sample 3		
Parameter	Unit	Method	Result A	Result B	Average	Result A	Result B	Average	Result A	Result B	Average	
Test Weight	kg/hL	TP 016	67.20	67.20	67.20	67.70	67.70	67.70	66.20	66.00	66.10	
Impurities	% by weight	TP 052	0.47	0.49	0.48	0.28	0.26	0.27	0.66	0.60	0.63	
Oil NIR (Clean Seed)	% by weight	TP 054	45.50	45.60	45.55	43.80	43.50	43.65	48.70	48.50	48.60	
Oil Solvent (Clean Seed)	% by weight	TP 053	45.40	45.60	45.50	42.70	42.80	42.75	48.50	48.60	48.55	
Oil SFE Extraction	% by weight											
Moisture Oven	% by weight	TP 022	5.70	5.60	5.65	5.30	5.30	5.30	3.90	3.80	3.85	
Moisture NIR	% by weight	TP 054	5.10	5.30	5.20	4.90	5.00	4.95	3.50	3.90	3.70	
Oleic Acid	% by weight	TP 047	59.84	59.80	59.82	63.49	63.47	63.48	61.48	61.44	61.46	
Linoleic Acid	% by weight	TP 047	22.61	22.63	22.62	21.49	21.48	21.49	22.43	22.42	22.43	
Linolenic Acid	% by weight	TP 047	10.62	10.63	10.63	8.39	8.41	8.40	9.55	9.55	9.55	
Free Fatty Acid	% by weight	TP 046	0.14	0.13	0.14	0.15	0.16	0.16	0.08	0.08	0.08	