
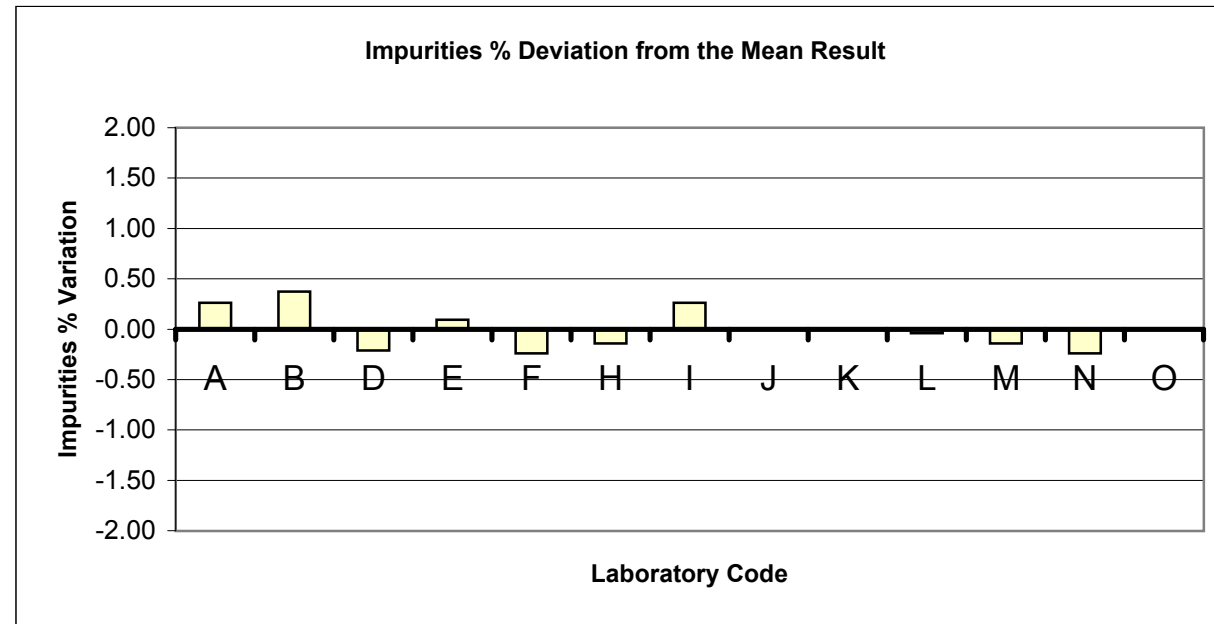


**AOF Test Check Program November 2001  
Sample Number 6**

| Test Weight kg/hl |              |       |
|-------------------|--------------|-------|
| Lab               | Result       | Mean  |
| A                 |              |       |
| B                 |              |       |
| D                 |              |       |
| E                 |              |       |
| F                 | 70.5         | 0.33  |
| H                 | 70           | -0.17 |
| I                 |              |       |
| J                 |              |       |
| K                 |              |       |
| L                 | 70           | -0.17 |
| M                 |              |       |
| N                 |              |       |
| O                 |              |       |
| <b>MEAN</b>       | <b>70.17</b> |       |
| <b>STDEV</b>      | <b>0.29</b>  |       |

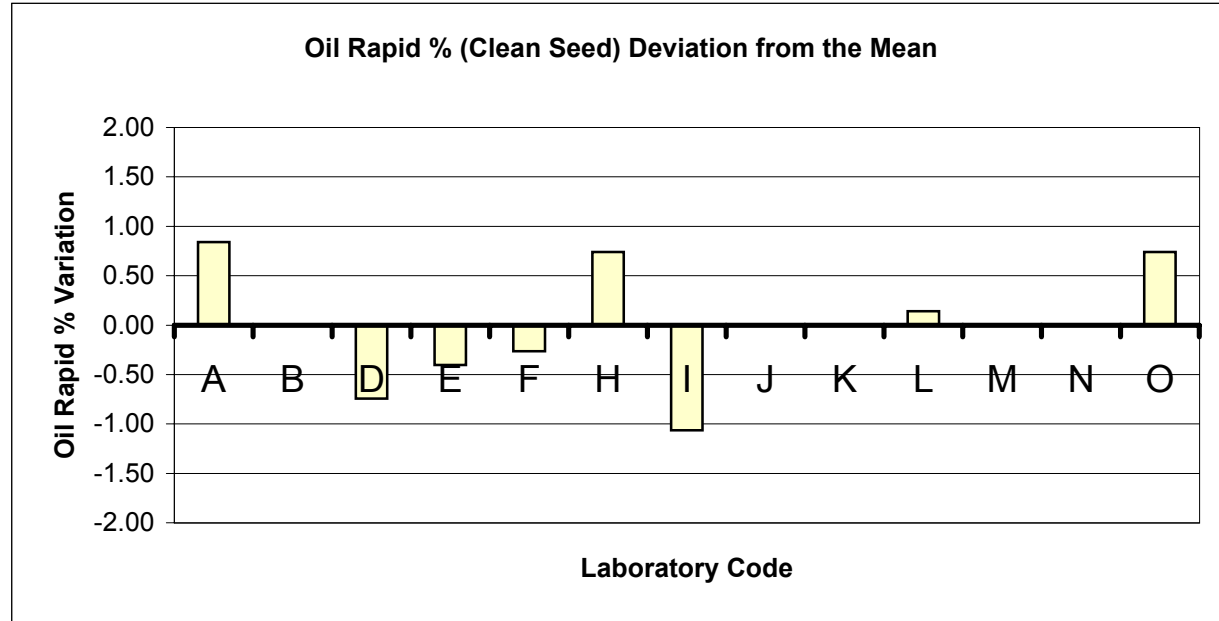


| Impurities  |             |       |
|-------------|-------------|-------|
| Lab         | Result      | Mean  |
| A           | 0.7         | 0.26  |
| B           | 0.81        | 0.37  |
| D           | 0.23        | -0.21 |
| E           | 0.53        | 0.09  |
| F           | 0.2         | -0.24 |
| H           | 0.3         | -0.14 |
| I           | 0.7         | 0.26  |
| J           |             |       |
| K           |             |       |
| L           | 0.4         | -0.04 |
| M           | 0.3         | -0.14 |
| N           | 0.2         | -0.24 |
| O           |             |       |
| <b>MEAN</b> | <b>0.44</b> |       |

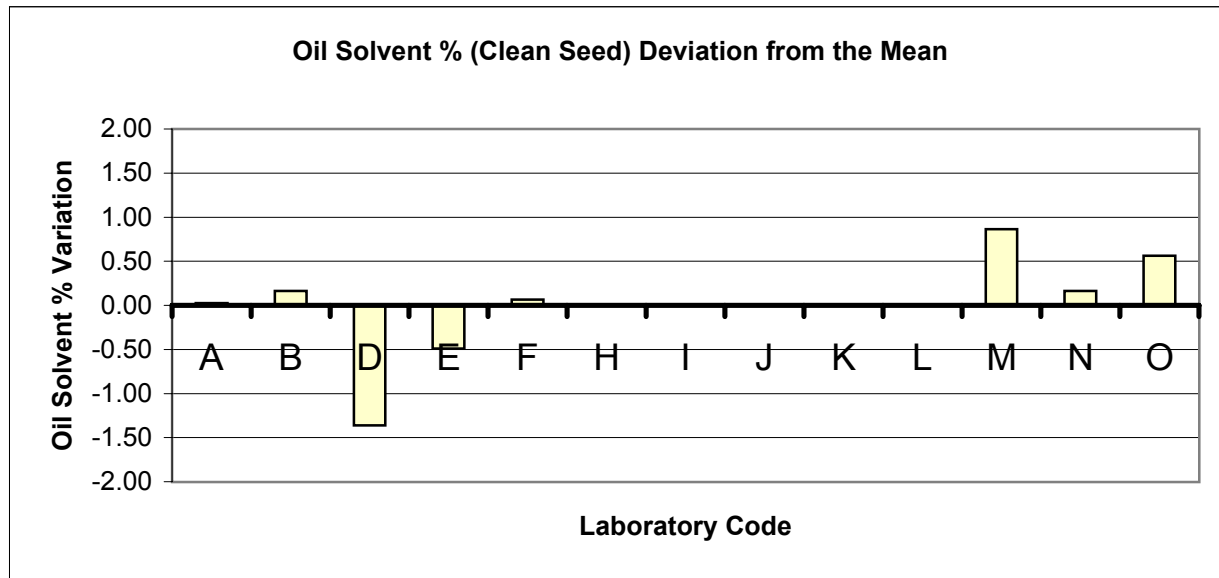


**STDEV 0.23**

| Oil Rapid % (Clean Seed) |              |       |
|--------------------------|--------------|-------|
| Lab                      | Result       | Mean  |
| A                        | 38           | 0.84  |
| B                        |              |       |
| D                        | 36.42        | -0.74 |
| E                        | 36.76        | -0.40 |
| F                        | 36.9         | -0.26 |
| H                        | 37.9         | 0.74  |
| I                        | 36.1         | -1.06 |
| J                        |              |       |
| K                        |              |       |
| L                        | 37.3         | 0.14  |
| M                        |              |       |
| N                        |              |       |
| O                        | 37.9         | 0.74  |
| <b>MEAN</b>              | <b>37.16</b> |       |
| <b>STDEV</b>             | <b>0.73</b>  |       |

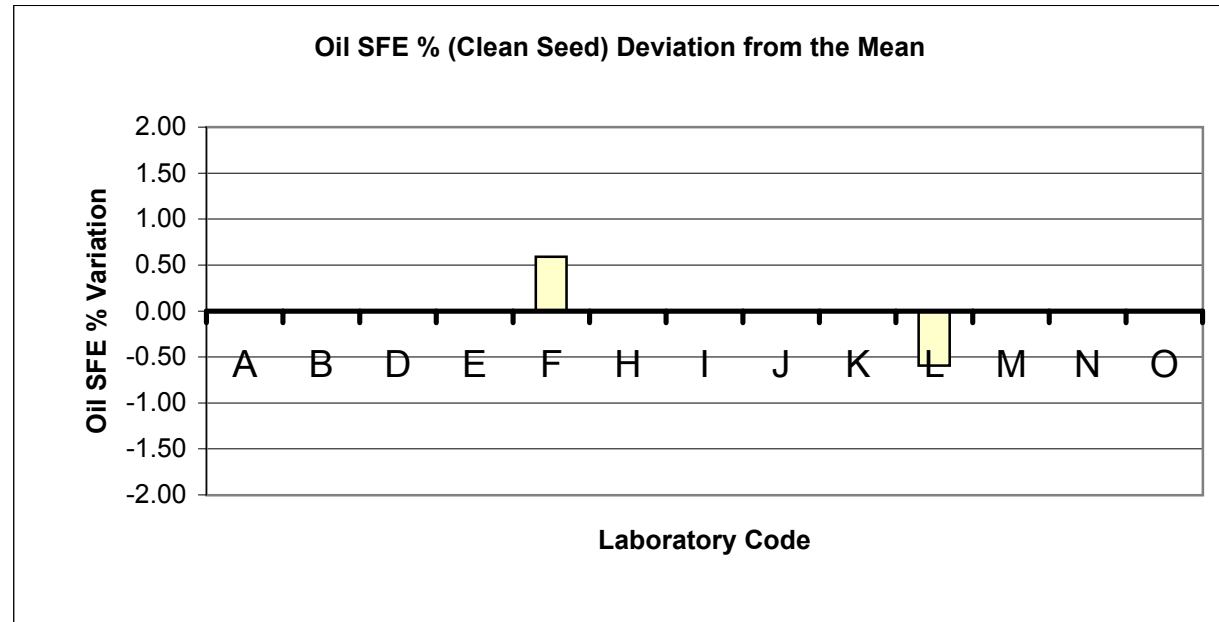


| Oil Solvent % (Clean Seed) |              |       |
|----------------------------|--------------|-------|
| Lab                        | Result       | Mean  |
| A                          | 37.26        | 0.02  |
| B                          | 37.4         | 0.16  |
| D                          | 35.88        | -1.36 |
| E                          | 36.75        | -0.49 |
| F                          | 37.3         | 0.06  |
| H                          |              |       |
| I                          |              |       |
| J                          |              |       |
| K                          |              |       |
| L                          |              |       |
| M                          | 38.1         | 0.86  |
| N                          | 37.4         | 0.16  |
| O                          | 37.8         | 0.56  |
| <b>MEAN</b>                | <b>37.24</b> |       |

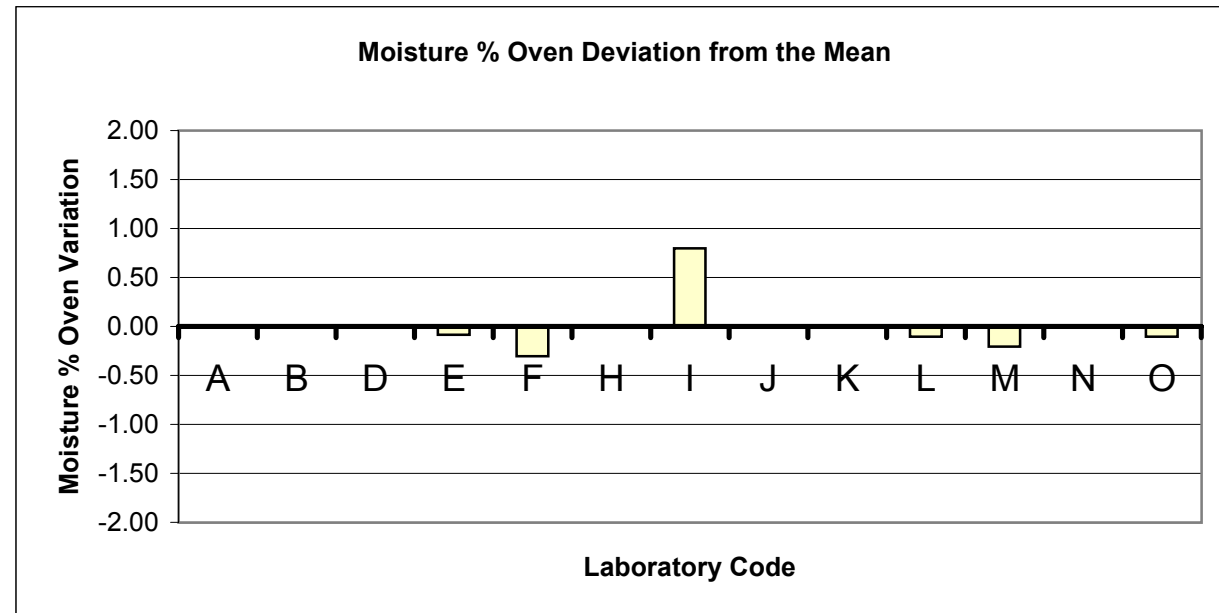


|              |             |
|--------------|-------------|
| <b>STDEV</b> | <b>0.68</b> |
|--------------|-------------|

| Oil % SFE (Clean Seed) |              |       |
|------------------------|--------------|-------|
| Lab                    | Result       | Mean  |
| A                      |              |       |
| B                      |              |       |
| D                      |              |       |
| E                      |              |       |
| F                      | 37           | 0.59  |
| H                      |              |       |
| I                      |              |       |
| J                      |              |       |
| K                      |              |       |
| L                      | 35.82        | -0.59 |
| M                      |              |       |
| N                      |              |       |
| O                      |              |       |
| <b>MEAN</b>            | <b>36.41</b> |       |
| <b>STDEV</b>           | <b>0.83</b>  |       |

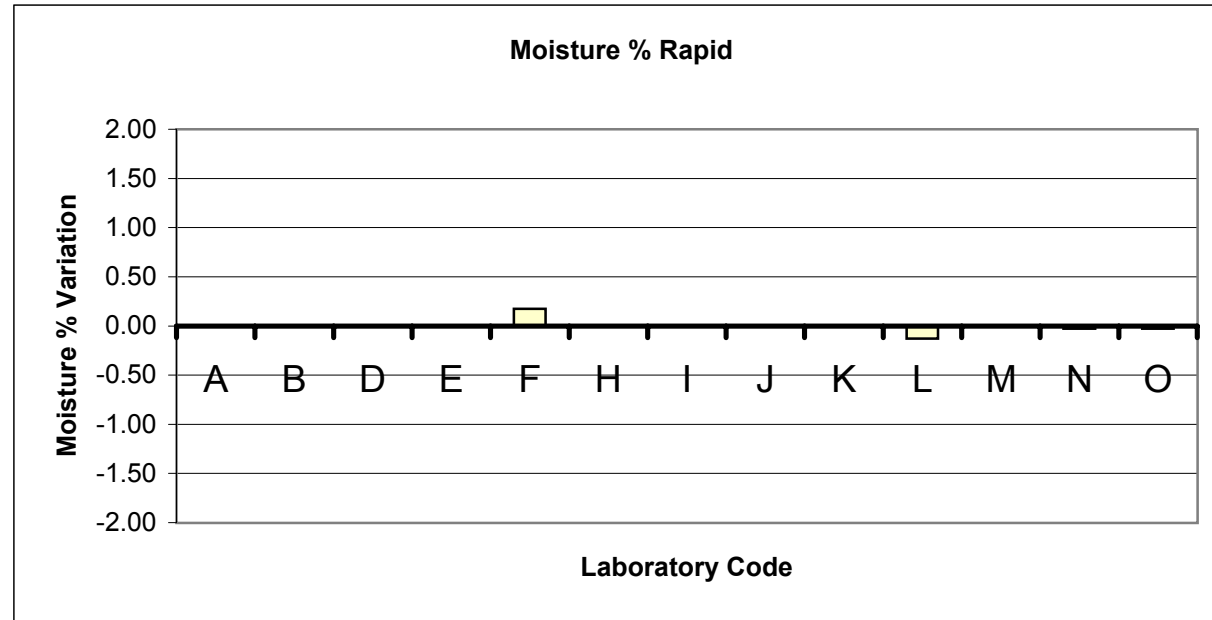


| Moisture % Oven |        |       |
|-----------------|--------|-------|
| Lab             | Result | Mean  |
| A               | 7.7    | 0.00  |
| B               | 7.7    | 0.00  |
| D               | 7.7    | 0.00  |
| E               | 7.62   | -0.08 |
| F               | 7.4    | -0.30 |
| H               |        |       |
| I               | 8.5    | 0.80  |
| J               |        |       |
| K               |        |       |
| L               | 7.6    | -0.10 |
| M               | 7.5    | -0.20 |
| N               |        |       |
| O               | 7.6    | -0.10 |

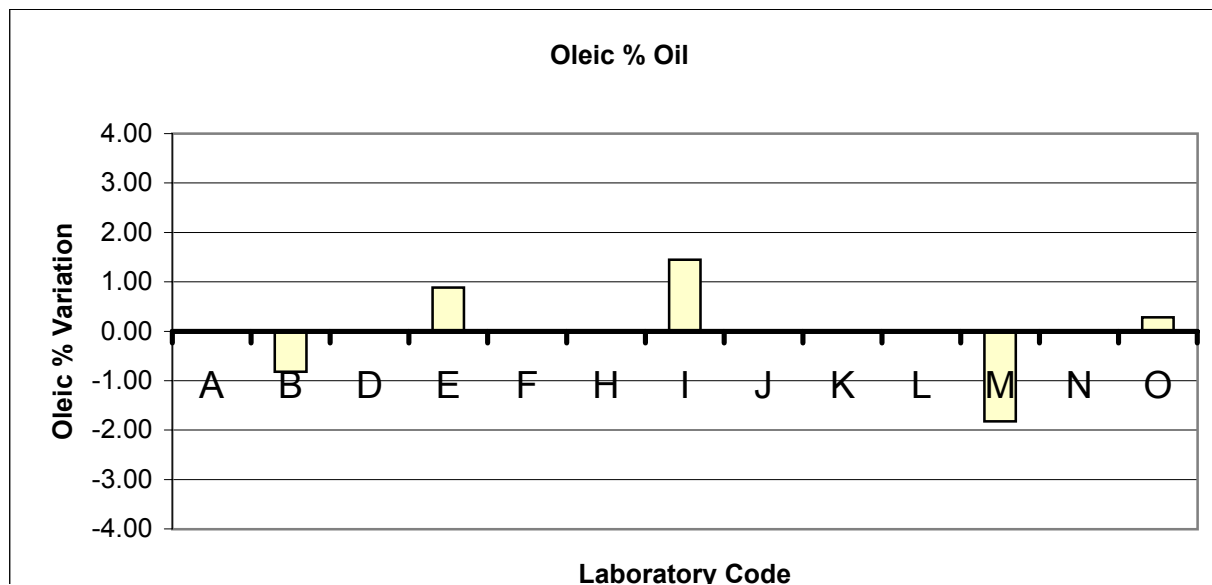


|              |             |  |
|--------------|-------------|--|
| <b>MEAN</b>  | <b>7.70</b> |  |
| <b>STDEV</b> | <b>0.32</b> |  |

| Moisture % Rapid |             |       |
|------------------|-------------|-------|
| Lab              | Result      | Mean  |
| A                |             |       |
| B                |             |       |
| D                |             |       |
| E                |             |       |
| F                | 7.5         | 0.18  |
| H                |             |       |
| I                |             |       |
| J                |             |       |
| K                |             |       |
| L                | 7.2         | -0.13 |
| M                |             |       |
| N                | 7.3         | -0.03 |
| O                | 7.3         | -0.03 |
| <b>MEAN</b>      | <b>7.33</b> |       |
| <b>STDEV</b>     | <b>0.13</b> |       |



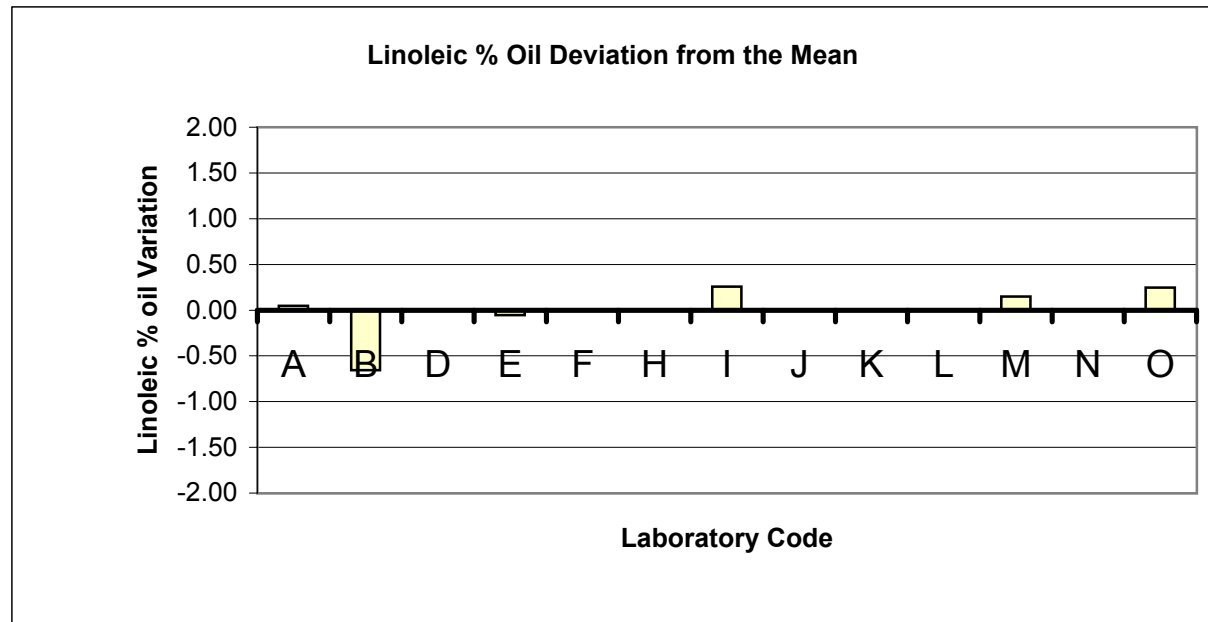
| Oleic % Oil |        |       |
|-------------|--------|-------|
| Lab         | Result | Mean  |
| A           | 50.43  | 0.02  |
| B           | 49.6   | -0.81 |
| D           |        |       |
| E           | 51.3   | 0.88  |
| F           |        |       |
| H           |        |       |
| I           | 51.86  | 1.45  |
| J           |        |       |
| K           |        |       |
| L           |        |       |
| M           | 48.6   | -1.82 |
| N           |        |       |



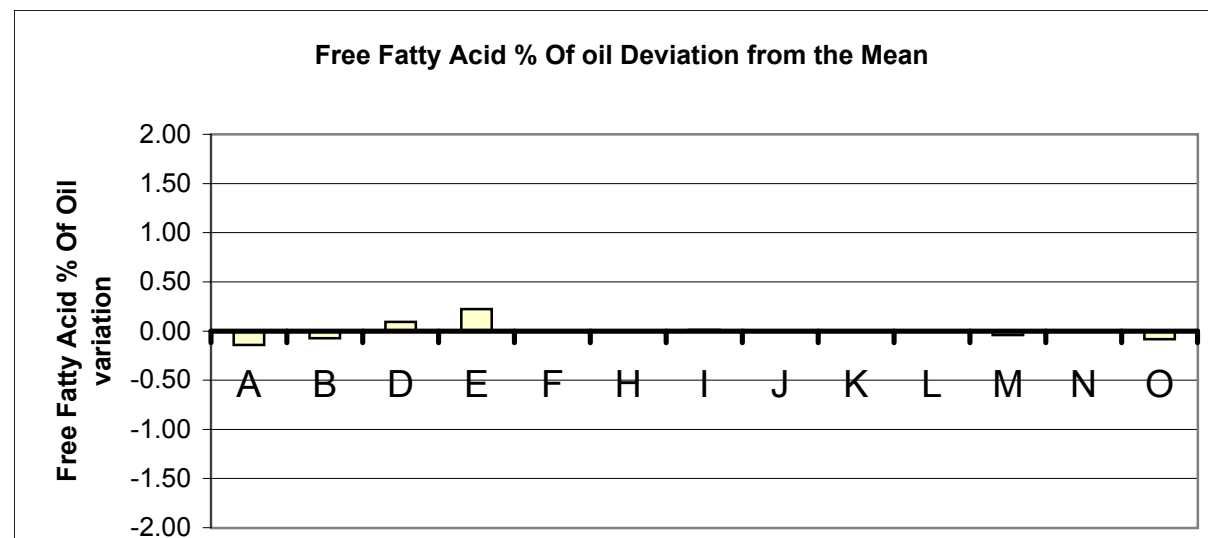
|              |              |      |
|--------------|--------------|------|
| <b>O</b>     | 50.7         | 0.29 |
| <b>MEAN</b>  | <b>50.42</b> |      |
| <b>STDEV</b> | <b>1.18</b>  |      |

Laboratory Code

| Linoleic % oil |              |       |
|----------------|--------------|-------|
| Lab            | Result       | Mean  |
| <b>A</b>       | 23.3         | 0.05  |
| <b>B</b>       | 22.6         | -0.65 |
| <b>D</b>       |              |       |
| <b>E</b>       | 23.2         | -0.05 |
| <b>F</b>       |              |       |
| <b>H</b>       |              |       |
| <b>I</b>       | 23.51        | 0.26  |
| <b>J</b>       |              |       |
| <b>K</b>       |              |       |
| <b>L</b>       |              |       |
| <b>M</b>       | 23.4         | 0.15  |
| <b>N</b>       |              |       |
| <b>O</b>       | 23.5         | 0.25  |
| <b>MEAN</b>    | <b>23.25</b> |       |
| <b>STDEV</b>   | <b>0.34</b>  |       |



| Free Fatty Acid % of Oil |        |       |
|--------------------------|--------|-------|
| Lab                      | Result | Mean  |
| <b>A</b>                 | 0.1    | -0.14 |
| <b>B</b>                 | 0.17   | -0.07 |
| <b>D</b>                 | 0.33   | 0.09  |
| <b>E</b>                 | 0.46   | 0.22  |
| <b>F</b>                 |        |       |
| <b>H</b>                 |        |       |
| <b>I</b>                 | 0.25   | 0.01  |
| <b>J</b>                 |        |       |
| <b>K</b>                 |        |       |
| <b>L</b>                 |        |       |
| <b>M</b>                 | 0.2    | -0.04 |



|              |             |       |
|--------------|-------------|-------|
| <b>N</b>     |             |       |
| <b>O</b>     | 0.16        | -0.08 |
| <b>MEAN</b>  | <b>0.24</b> |       |
| <b>STDEV</b> | <b>0.12</b> |       |

