
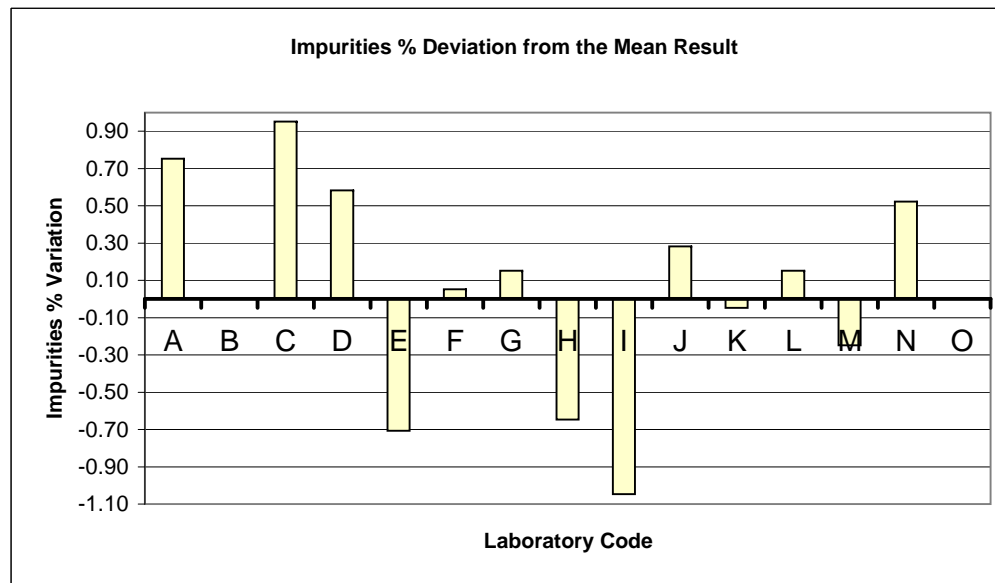


**AOF Test Check Program NOVEMBER 2006/2007
Sample Number 1 Summary**

Test Weight kg/hl		
Lab	Result	Mean
A	68.50	3.83
B	66.50	1.83
C	63.48	-1.19
D		
E	65.00	0.33
F	65.10	0.43
G		
H	64.80	0.13
I	65.20	0.53
J	64.63	-0.04
K	64.62	-0.05
L		
M	64.28	-0.39
N	64.23	-0.44
O	65.40	0.73
MEAN	64.67	
STDEV	0.57	

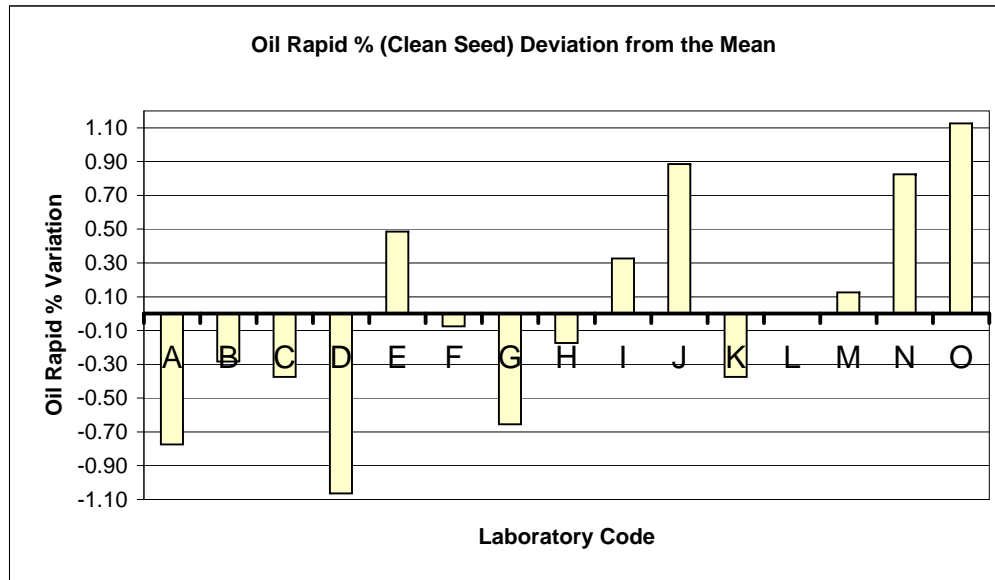


Impurities		
Lab	Result	Mean
A	2.80	0.75
B		
C	3.00	0.95
D	2.63	0.58
E	1.34	-0.71
F	2.10	0.05
G	2.20	0.15
H	1.40	-0.65
I	1.00	-1.05
J	2.33	0.28
K	2.00	-0.05
L	2.20	0.15
M	1.80	-0.25
N	2.57	0.52
O		
MEAN	2.05	
STDEV	0.58	

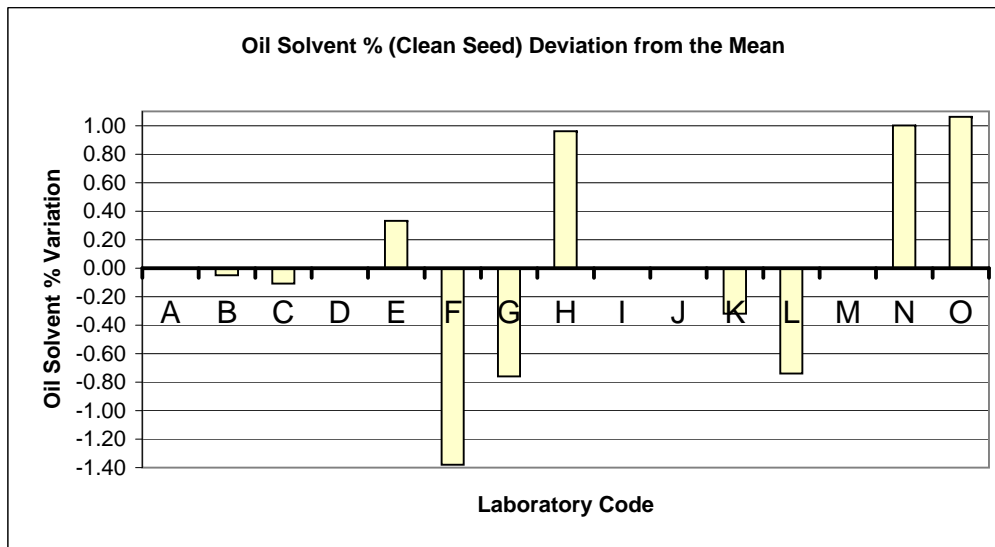


**AOF Test Check Program NOVEMBER 2006/2007
Sample Number 1 Summary**

Oil Rapid % (Clean Seed)		
Lab	Result	Mean
A	42.50	-0.77
B	42.99	-0.28
C	42.90	-0.37
D	42.21	-1.06
E	43.76	0.49
F	43.20	-0.07
G	42.62	-0.65
H	43.10	-0.17
I	43.60	0.33
J	44.16	0.89
K	42.90	-0.37
L		
M	43.40	0.13
N	44.10	0.83
O	44.40	1.13
MEAN	43.27	
STDEV	0.66	

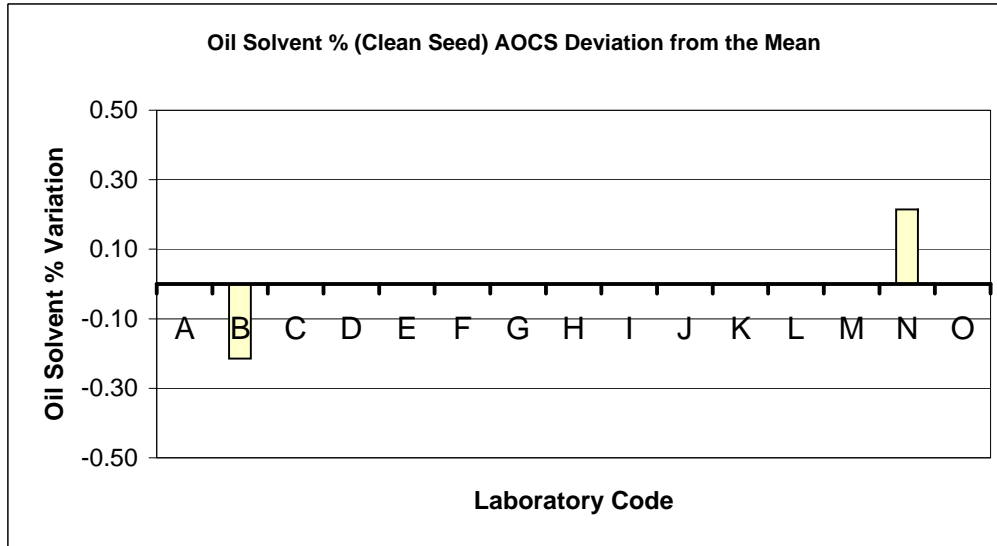


Oil Solvent % (Clean Seed)		
Lab	Result	Mean
A		
B	43.19	-0.05
C	43.13	-0.11
D		
E	43.57	0.33
F	41.86	-1.38
G	42.48	-0.76
H	44.2	0.96
I		
J		
K	42.92	-0.32
L	42.50	-0.74
M		
N	44.24	1.00
O	44.30	1.06
MEAN	43.24	
STDEV	0.84	

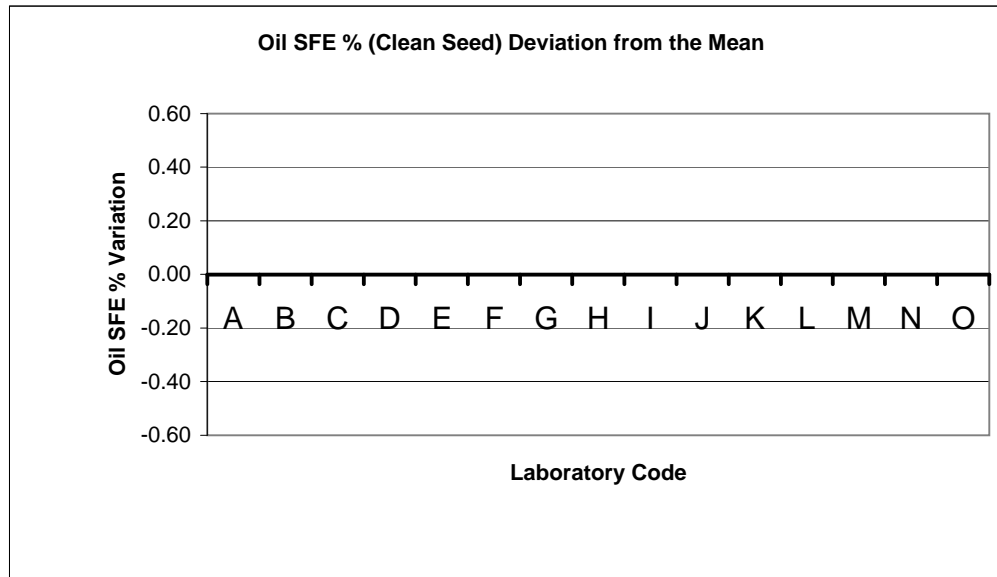


**AOF Test Check Program NOVEMBER 2006/2007
Sample Number 1 Summary**

Oil Solvent % (Clean Seed) AOCS		
Lab	Result	Mean
A		
B	43.62	-0.21
C		
D		
E		
F		
G		
H		
I		
J		
K		
L		
M		
N	44.05	0.22
O		
MEAN	43.84	
STDEV	0.30	

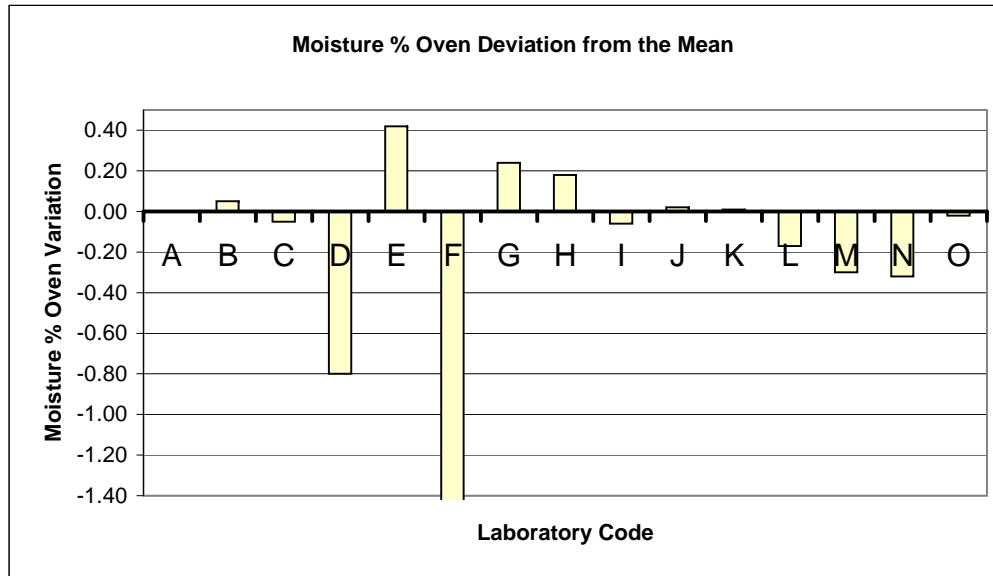


Oil % SFE (Clean Seed)		
Lab	Result	Mean
A		
B		
C		
D		
E		
F		
G		
H		
I		
J	38.68	0.00
K		
L		
M		
N		
O		
MEAN	38.68	
STDEV	#DIV/0!	

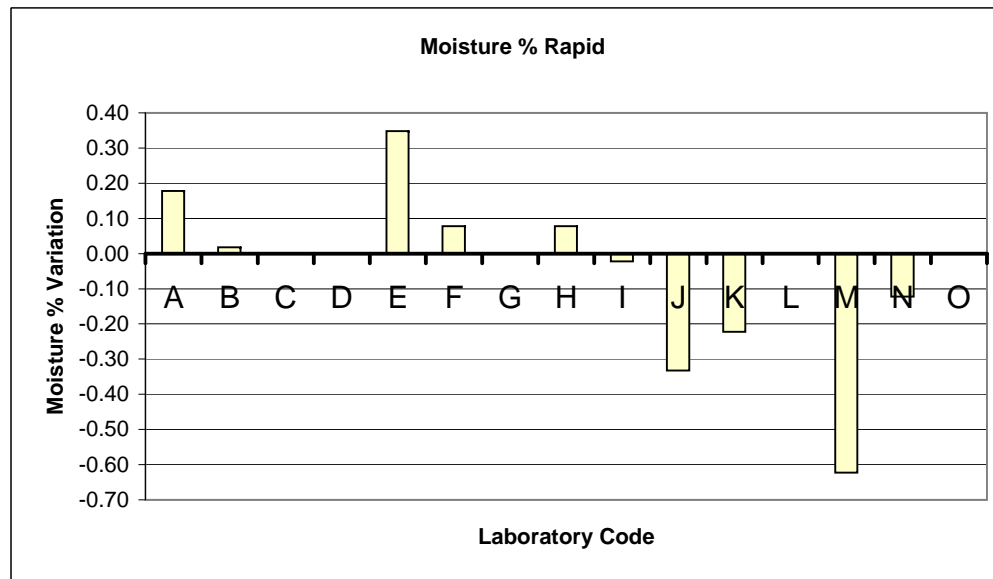


**AOF Test Check Program NOVEMBER 2006/2007
Sample Number 1 Summary**

Moisture % Oven		
Lab	Result	Mean
A		
B	6.37	0.05
C	6.27	-0.05
D	5.52	-0.80
E	6.74	0.42
F	3.84	-2.48
G	6.56	0.24
H	6.50	0.18
I	6.26	-0.06
J	6.34	0.02
K	6.33	0.01
L	6.15	-0.17
M	6.02	-0.30
N	6.00	-0.32
O	6.30	-0.02
MEAN	6.32	
STDEV	0.21	

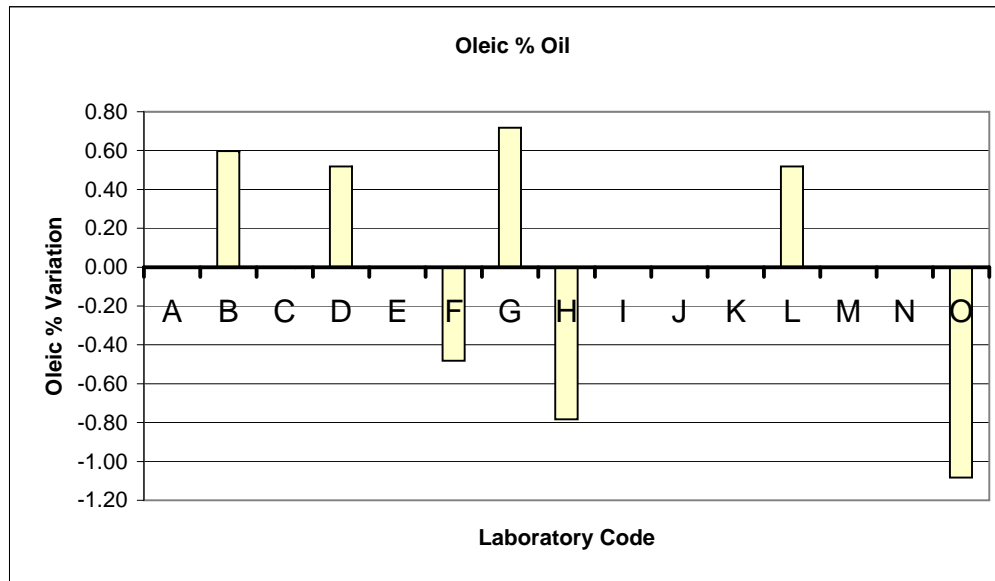


Moisture % Rapid		
Lab	Result	Mean
A	6.50	0.18
B	6.34	0.02
C		
D		
E	6.67	0.35
F	6.40	0.08
G		
H	6.40	0.08
I	6.30	-0.02
J	5.99	-0.33
K	6.10	-0.22
L		
M	5.70	-0.62
N	6.20	-0.12
O		
MEAN	6.32	
STDEV	0.21	

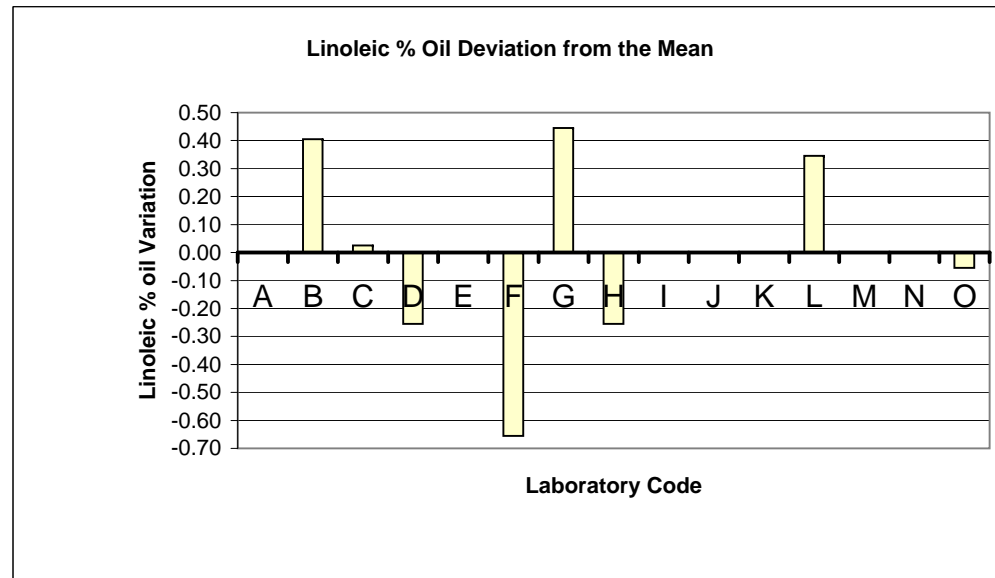


**AOF Test Check Program NOVEMBER 2006/2007
Sample Number 1 Summary**

Oleic % Oil		
Lab	Result	Mean
A		
B	58.88	0.60
C	58.28	0.00
D	58.80	0.52
E		
F	57.80	-0.48
G	59.00	0.72
H	57.50	-0.78
I		
J		
K		
L	58.80	0.52
M		
N		
O	57.20	-1.08
MEAN	58.28	
STDEV	0.70	



Linoleic % oil		
Lab	Result	Mean
A		
B	21.66	0.41
C	21.28	0.03
D	21.00	-0.25
E		
F	20.60	-0.65
G	21.70	0.45
H	21.00	-0.25
I		
J		
K		
L	21.60	0.35
M		
N		
O	21.20	-0.05
MEAN	21.26	
STDEV	0.39	



**AOF Test Check Program NOVEMBER 2006/2007
Sample Number 1 Summary**

Free Fatty Acid % of Oil		
Lab	Result	Mean
A		
B	0.62	-0.14
C	0.77	0.01
D	0.84	0.08
E	0.83	0.07
F	0.90	0.14
G	0.90	0.14
H	0.50	-0.26
I		
J		
K		
L	0.70	-0.06
M		
N		
O		
MEAN	0.76	
STDEV	0.14	

