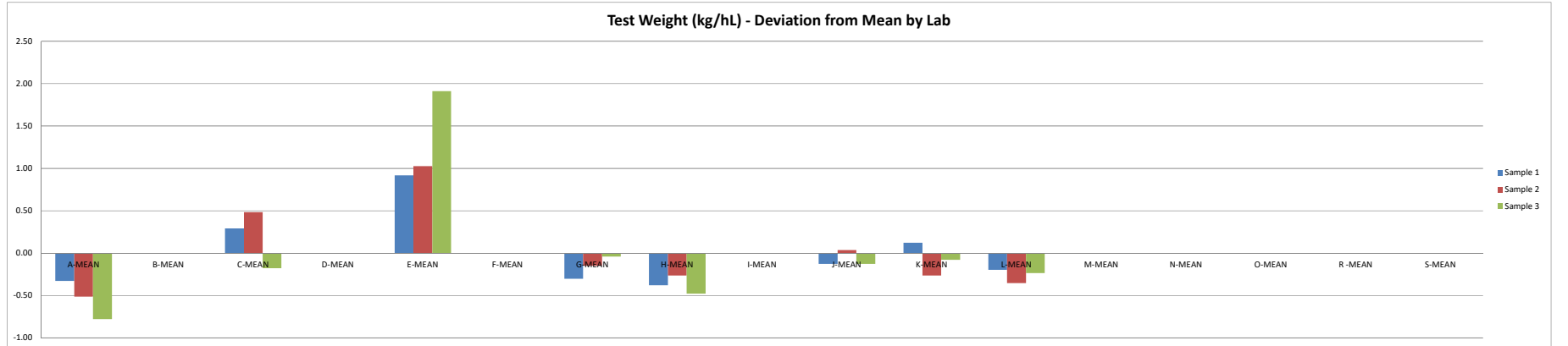


AOF Test Check Program 2020 - Round 1

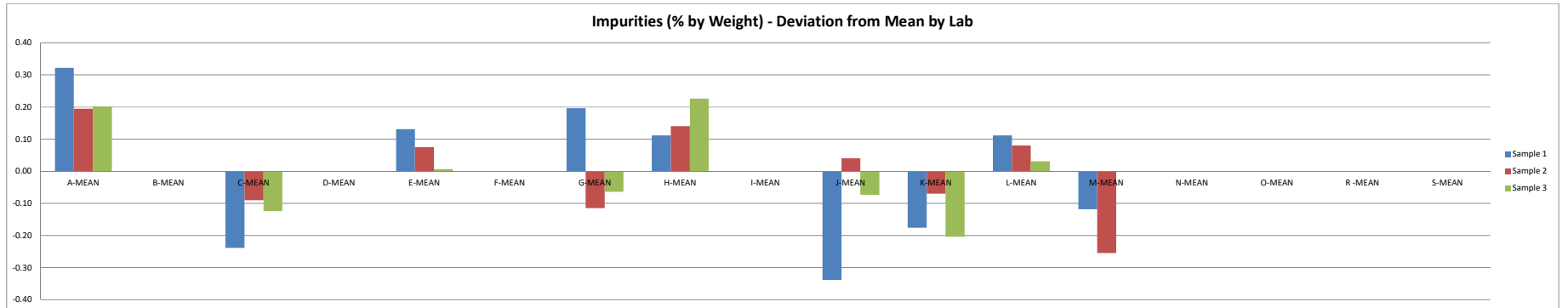
Test Weight (kg/hL)																																				
	A	A-MEAN	B	B-MEAN	C	C-MEAN	D	D-MEAN	E	E-MEAN	F	F-MEAN	G	G-MEAN	H	H-MEAN	I	I-MEAN	J	J-MEAN	K	K-MEAN	L	L-MEAN	M	M-MEAN	N	N-MEAN	O	O-MEAN	R	R-MEAN	S	S-MEAN	STDEV	MEAN
Sample 1	67.75	-0.33			68.37	0.29			69.00	0.92			67.78	-0.30	67.70	-0.38			67.95	-0.13	68.20	0.12	67.88	-0.20											0.44	68.08
Sample 2	69.25	-0.51			70.25	0.49			70.79	1.03			69.62	-0.15	69.50	-0.26			69.80	0.04	69.50	-0.26	69.41	-0.35											0.51	69.76
Sample 3	67.50	-0.78			68.10	-0.18			70.19	1.91			68.24	-0.04	67.80	-0.48			68.15	-0.13	68.20	-0.08	68.05	-0.23											0.81	68.28
Mean Absolute Difference		0.54				0.32				1.29				0.16		0.37				0.10		0.16		0.26												
Mean of Difference		-0.54				0.20				1.29				-0.16		-0.37				-0.07		-0.07		-0.26												



Test Weight (kg/hL) Z - score																	
	A	B	C	D	E	F	G	H	I	J	K	L	M	N	O	R	S
Sample 1	-0.75		0.67		2.10		-0.69	-0.86		-0.29	0.28	-0.45					
Sample 2	-1.00		0.95		2.00		-0.29	-0.52		0.07	-0.52	-0.69					
Sample 3	-0.96		-0.22		2.36		-0.05	-0.59		-0.16	-0.10	-0.29					

AOF Test Check Program 2020 - Round 1

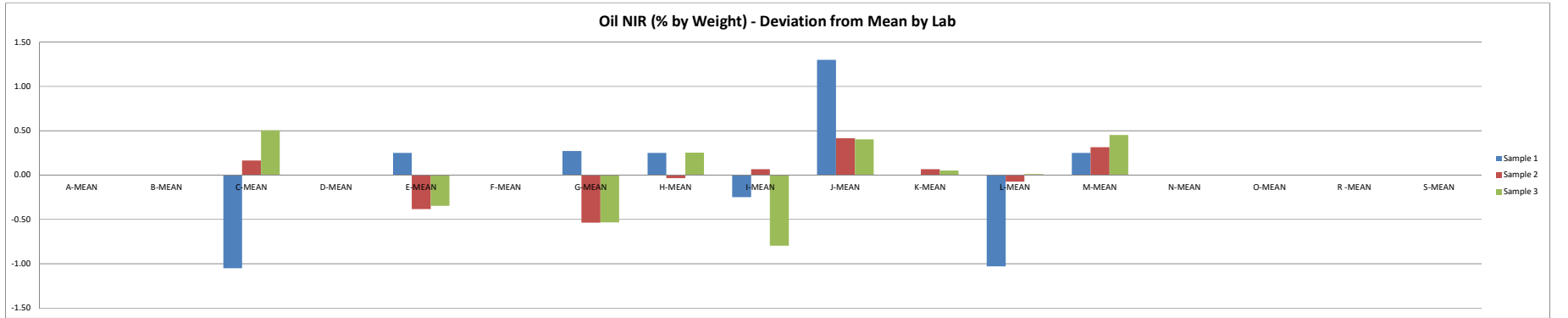
Impurities (% by Weight)																																				
	A	A-MEAN	B	B-MEAN	C	C-MEAN	D	D-MEAN	E	E-MEAN	F	F-MEAN	G	G-MEAN	H	H-MEAN	I	I-MEAN	J	J-MEAN	K	K-MEAN	L	L-MEAN	M	M-MEAN	N	N-MEAN	O	O-MEAN	R	R-MEAN	S	S-MEAN	STDEV	MEAN
Sample 1	2.01	0.32			1.45	-0.24			1.82	0.13			1.89	0.20	1.80	0.11			1.35	-0.34	1.51	-0.18	1.80	0.11	1.57	-0.12									0.22	1.69
Sample 2	0.81	0.20			0.52	-0.09			0.69	0.08			0.50	-0.12	0.75	0.14			0.65	0.04	0.54	-0.07	0.69	0.08	0.36	-0.26									0.14	0.61
Sample 3	0.68	0.20			0.35	-0.12			0.48	0.01			0.41	-0.06	0.70	0.23			0.40	-0.07	0.27	-0.20	0.51	0.03											0.15	0.47
Mean Absolute Difference		0.24				0.15				0.07				0.13		0.16				0.15		0.15		0.07												
Mean of Difference						-0.15				0.07					0.01		0.16				-0.12		-0.15		0.07											



Impurities (% by Weight) Z - score																	
	A	B	C	D	E	F	G	H	I	J	K	L	M	N	O	R	S
Sample 1	1.44		-1.07		0.59		0.88	0.50		-1.51	-0.79	0.50	-0.53				
Sample 2	1.37		-0.63		0.53		-0.81	0.98		0.28	-0.49	0.56	-1.79				
Sample 3	1.34		-0.82		0.04		-0.42	1.50		-0.49	-1.35	0.21					

AOF Test Check Program 2020 - Round 1

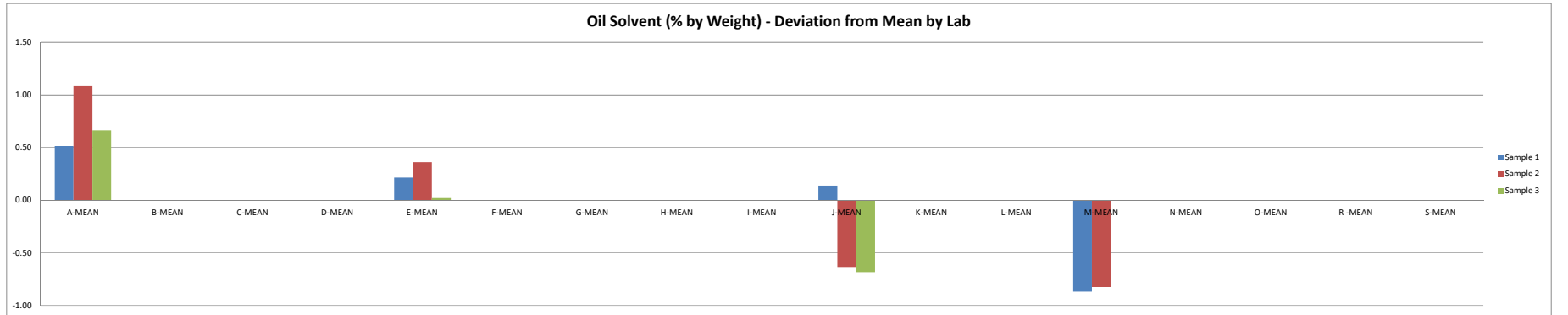
Oil NIR (% by Weight)																																				
	A	A-MEAN	B	B-MEAN	C	C-MEAN	D	D-MEAN	E	E-MEAN	F	F-MEAN	G	G-MEAN	H	H-MEAN	I	I-MEAN	J	J-MEAN	K	K-MEAN	L	L-MEAN	M	M-MEAN	N	N-MEAN	O	O-MEAN	R	R-MEAN	S	S-MEAN	STDEV	MEAN
Sample 1					40.00	-1.05			41.30	0.25			41.32	0.27	41.30	0.25	40.80	-0.25	42.35	1.30	41.05	0.00	40.02	-1.03	41.30	0.25									0.72	41.05
Sample 2					44.30	0.17			43.75	-0.38			43.60	-0.53	44.10	-0.03	44.20	0.07	44.55	0.42	44.20	0.07	44.06	-0.07	44.45	0.32									0.31	44.13
Sample 3					46.80	0.50			45.95	-0.35			45.77	-0.53	46.55	0.25	45.50	-0.80	46.70	0.40	46.35	0.05	46.31	0.01	46.75	0.45									0.46	46.30
Mean Absolute Difference						0.57				0.33				0.45		0.18		0.37		0.71		0.04		0.37		0.34										
Mean of Difference						-0.13				-0.16				-0.27		0.16		-0.33		0.71		0.04		-0.36		0.34										



Oil NIR (% by Weight) Z - score																	
	A	B	C	D	E	F	G	H	I	J	K	L	M	N	O	R	S
Sample 1			-1.45		0.35		0.38	0.35	-0.34	1.80	0.00	-1.42	0.35				
Sample 2			0.54		-1.26		-1.75	-0.11	0.21	1.36	0.21	-0.24	1.03				
Sample 3			1.08		-0.75		-1.15	0.54	-1.72	0.87	0.11	0.03	0.97				

AOF Test Check Program 2020 - Round 1

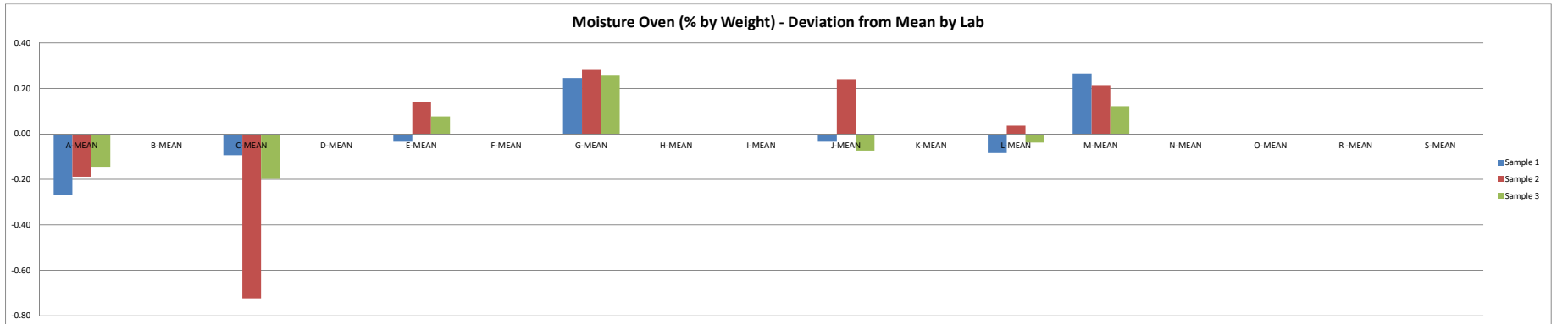
Oil Solvent (% by Weight)																																					
	A	A-MEAN	B	B-MEAN	C	C-MEAN	D	D-MEAN	E	E-MEAN	F	F-MEAN	G	G-MEAN	H	H-MEAN	I	I-MEAN	J	J-MEAN	K	K-MEAN	L	L-MEAN	M	M-MEAN	N	N-MEAN	O	O-MEAN	R	R-MEAN	S	S-MEAN	STDEV	MEAN	
Sample 1		41.84	0.52						41.54	0.22									41.45	0.13					40.45	-0.87									0.60	41.32	
Sample 2		45.03	1.09						44.30	0.37									43.30	-0.63					43.11	-0.82										0.90	43.93
Sample 3		46.90	0.66						46.26	0.02									45.55	-0.68					46.23	0.00									0.55	46.23	
Mean Absolute Difference			0.76							0.20										0.48						0.56											
Mean of Difference			0.76							0.20										-0.39						-0.56											



Oil Solvent (% by Weight) Z - score																	
	A	B	C	D	E	F	G	H	I	J	K	L	M	N	O	R	S
Sample 1	0.86				0.36					0.22			-1.44				
Sample 2	1.22				0.41					-0.71			-0.92				
Sample 3	1.21				0.04					-1.24			0.00				

AOF Test Check Program 2020 - Round 1

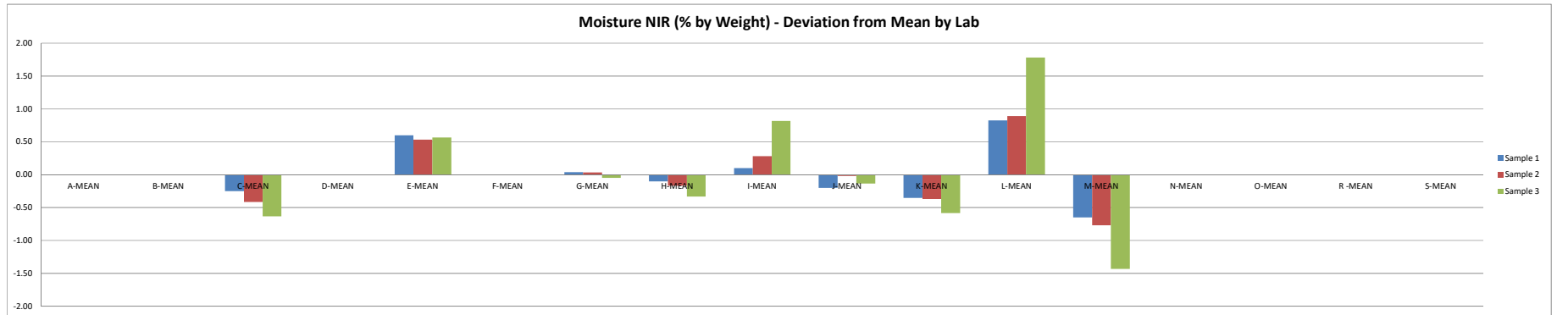
Moisture Oven (% by Weight)																																					
	A	A-MEAN	B	B-MEAN	C	C-MEAN	D	D-MEAN	E	E-MEAN	F	F-MEAN	G	G-MEAN	H	H-MEAN	I	I-MEAN	J	J-MEAN	K	K-MEAN	L	L-MEAN	M	M-MEAN	N	N-MEAN	O	O-MEAN	R	R-MEAN	S	S-MEAN	STDEV	MEAN	
Sample 1	7.07	-0.27			7.24	-0.09			7.30	-0.03			7.58	0.25					7.30	-0.03			7.25	-0.08	7.60	0.27									0.19	7.33	
Sample 2	6.22	-0.19			5.69	-0.72			6.55	0.14			6.69	0.28					6.65	0.24			6.45	0.04	6.62	0.21										0.36	6.41
Sample 3	4.18	-0.15			4.13	-0.20			4.40	0.08			4.58	0.26					4.25	-0.07			4.29	-0.04	4.45	0.12										0.16	4.32
Mean Absolute Difference		0.20				0.34				0.08				0.26						0.12				0.05		0.20											
Mean of Difference		-0.20				-0.34				0.06				0.26										-0.03		0.20											



Moisture Oven (% by Weight) Z - score																	
	A	B	C	D	E	F	G	H	I	J	K	L	M	N	O	R	S
Sample 1	-1.40		-0.49		-0.17		1.28			-0.17		-0.43	1.39				
Sample 2	-0.53		-2.03		0.40		0.79			0.68		0.10	0.59				
Sample 3	-0.92		-1.23		0.48		1.60			-0.45		-0.24	0.76				

AOF Test Check Program 2020 - Round 1

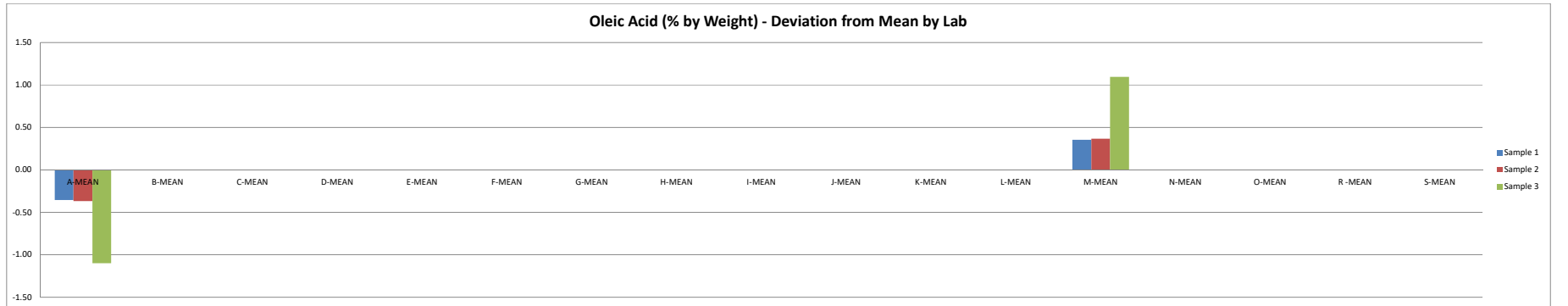
Moisture NIR (% by Weight)																																				
	A	A-MEAN	B	B-MEAN	C	C-MEAN	D	D-MEAN	E	E-MEAN	F	F-MEAN	G	G-MEAN	H	H-MEAN	I	I-MEAN	J	J-MEAN	K	K-MEAN	L	L-MEAN	M	M-MEAN	N	N-MEAN	O	O-MEAN	R	R-MEAN	S	S-MEAN	STDEV	MEAN
Sample 1					7.05	-0.25			7.90	0.60			7.34	0.04	7.20	-0.10	7.40	0.10	7.10	-0.20	6.95	-0.35	8.13	0.83	6.65	-0.65									0.46	7.30
Sample 2					6.00	-0.42			6.95	0.53			6.45	0.03	6.25	-0.17	6.70	0.28	6.40	-0.02	6.05	-0.37	7.31	0.89	5.65	-0.77									0.51	6.42
Sample 3					3.45	-0.63			4.65	0.57			4.04	-0.05	3.75	-0.33	4.90	0.82	3.95	-0.13	3.50	-0.58	5.87	1.78	2.65	-1.43									0.94	4.08
Mean Absolute Difference						0.43				0.57				0.04		0.20		0.40		0.12		0.43		1.17		0.95										
Mean of Difference						-0.43				0.57				0.01		-0.20		0.40		-0.12		-0.43		1.17		-0.95										



Moisture NIR (% by Weight) Z - score																	
	A	B	C	D	E	F	G	H	I	J	K	L	M	N	O	R	S
Sample 1			-0.54		1.29		0.08	-0.22	0.21	-0.44	-0.76	1.79	-1.41				
Sample 2			-0.82		1.04		0.06	-0.33	0.55	-0.03	-0.72	1.75	-1.50				
Sample 3			-0.67		0.60		-0.05	-0.35	0.87	-0.14	-0.62	1.89	-1.52				

AOF Test Check Program 2020 - Round 1

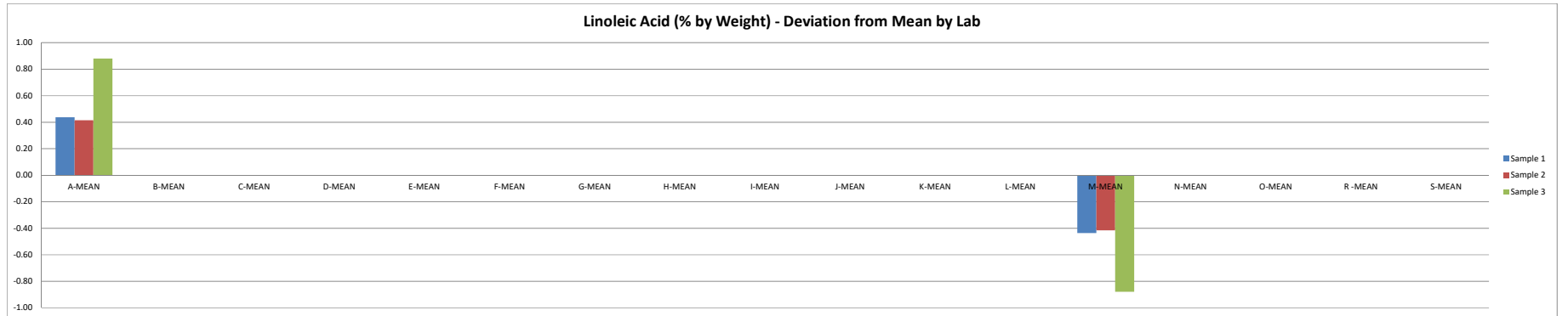
Oleic Acid (% by Weight)																																				
	A	A-MEAN	B	B-MEAN	C	C-MEAN	D	D-MEAN	E	E-MEAN	F	F-MEAN	G	G-MEAN	H	H-MEAN	I	I-MEAN	J	J-MEAN	K	K-MEAN	L	L-MEAN	M	M-MEAN	N	N-MEAN	O	O-MEAN	R	R-MEAN	S	S-MEAN	STDEV	MEAN
Sample 1	61.31	-0.36																							62.02	0.35									0.50	61.67
Sample 2	60.37	-0.37																							61.11	0.37									0.52	60.74
Sample 3	61.69	-1.10																							63.89	1.10									1.55	62.79
Mean Absolute Difference		0.61																																		
Mean of Difference		-0.61																																		



Oleic Acid (% by Weight) (% by Weight) Z - score																	
	A	B	C	D	E	F	G	H	I	J	K	L	M	N	O	R	S
Sample 1	-0.71												0.71				
Sample 2	-0.71												0.71				
Sample 3	-0.71												0.71				

AOF Test Check Program 2020 - Round 1

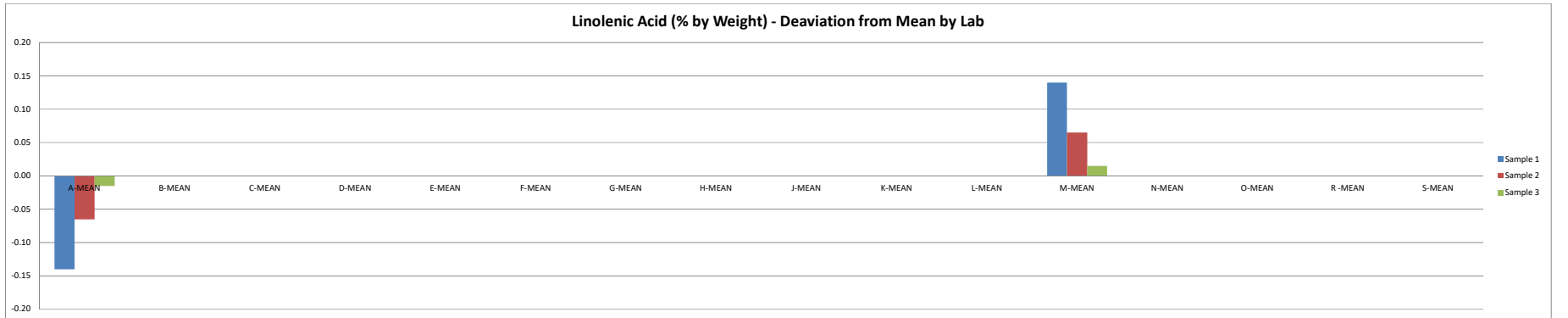
Linoleic Acid (% by Weight)																																						
	A	A-MEAN	B	B-MEAN	C	C-MEAN	D	D-MEAN	E	E-MEAN	F	F-MEAN	G	G-MEAN	H	H-MEAN	I	I-MEAN	J	J-MEAN	K	K-MEAN	L	L-MEAN	M	M-MEAN	N	N-MEAN	O	O-MEAN	R	R-MEAN	S	S-MEAN	STDEV	MEAN		
Sample 1		21.29	0.44																						20.41	-0.44									0.62	20.85		
Sample 2		22.70	0.41																						21.87	-0.41									0.59	22.29		
Sample 3		22.15	0.88																						20.39	-0.88									1.24	21.27		
Mean Absolute Difference			0.58																																	0.58		
Mean of Difference			0.58																																		-0.58	



Linoleic Acid (% by Weight) Z - score																	
	A	B	C	D	E	F	G	H	I	J	K	L	M	N	O	R	S
Sample 1	0.71												-0.71				
Sample 2	0.71												-0.71				
Sample 3	0.71												-0.71				

AOF Test Check Program 2020 - Round 1

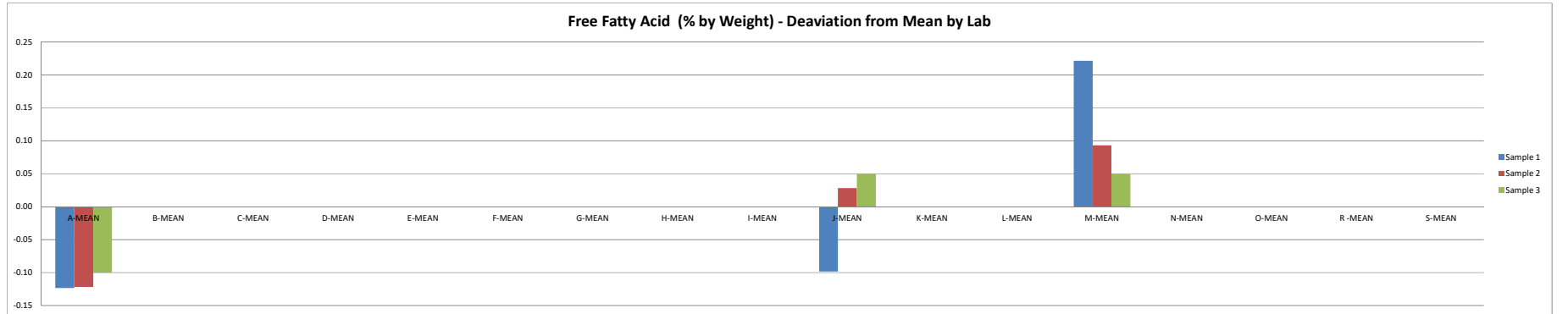
Linolenic Acid (% by Weight)																																				
	A	A-MEAN	B	B-MEAN	C	C-MEAN	D	D-MEAN	E	E-MEAN	F	F-MEAN	G	G-MEAN	H	H-MEAN	I	I-MEAN	J	J-MEAN	K	K-MEAN	L	L-MEAN	M	M-MEAN	N	N-MEAN	O	O-MEAN	R	R-MEAN	S	S-MEAN	STDEV	MEAN
Sample 1		8.88	-0.14																						9.16	0.14									0.20	9.02
Sample 2		8.42	-0.07																						8.55	0.06									0.09	8.48
Sample 3		7.85	-0.02																						7.88	0.01									0.02	7.87
Mean Absolute Difference			0.07																							0.07										
Mean of Difference			-0.07																							0.07										



Linolenic Acid (% by Weight) Z - score																	
	A	B	C	D	E	F	G	H	I	J	K	L	M	N	O	R	S
Sample 1	-0.71												0.71				
Sample 2	-0.71												0.71				
Sample 3	-0.71												0.71				

AOF Test Check Program 2020 - Round 1

Free Fatty Acid (% by Weight)																																				
	A	A-MEAN	B	B-MEAN	C	C-MEAN	D	D-MEAN	E	E-MEAN	F	F-MEAN	G	G-MEAN	H	H-MEAN	I	I-MEAN	J	J-MEAN	K	K-MEAN	L	L-MEAN	M	M-MEAN	N	N-MEAN	O	O-MEAN	R	R-MEAN	S	S-MEAN	STDEV	MEAN
Sample 1		0.24	-0.12																0.26	-0.10					0.58	0.22									0.19	0.36
Sample 2		0.12	-0.12																0.27	0.03					0.33	0.09									0.11	0.24
Sample 3		0.11	-0.10																0.26	0.05					0.26	0.05									0.09	0.21
Mean Absolute Difference			0.12																	0.06						0.12										
Mean of Difference			-0.12																	-0.01						0.12										



Free Fatty Acid (% by Weight) Z - score																	
	A	B	C	D	E	F	G	H	I	J	K	L	M	N	O	R	S
Sample 1	-0.64									-0.51			1.15				
Sample 2	-1.10									0.26			0.85				
Sample 3	-1.15									0.58			0.58				