



AOF Test Check Program Monthly Report

Round 12

October 2007

3/10/2007 – 31/10/2007

Result Receival Dates

	OCTOBER
Lab Code	Round 12
I	05-Oct-07
M	11-Oct-07
O	11-Oct-07
J	16-Oct-07
K	17-Oct-07
L	17-Oct-07
N	19-Oct-07
E	23-Oct-07
G	24-Oct-07
H	26-Oct-07
A	30-Oct-07
B	30-Oct-07
C	20-Nov-07
D	NOT YET RECEIVED
F	NOT YET RECEIVED

*Just a reminder all to get results in promptly

Discussion of Results**Test Weight**

Labs B, C, E and H produced significant differences of over +/-1.00 from the mean. A significant difference is seen for lab I with a change from 0.39 to -0.55. Lab N submitted the most accurate result for Test Weight this round with a mean difference of -0.01. Well done.

Impurities

Lab M improved this round and was able to achieve the mean after generating an outlier in the previous round. Similarly, Lab N also produced a better result than the previous round however remains on the higher end of the scale to submit a mean difference of 0.62. Note that lab N has continuously submitted results considerably higher than the mean throughout the season. Lab I submitted the furthest from the mean this round with a difference of -0.80. Labs G and K submitted significant differences from the mean of 0.56 and -0.50 respectively.



AOF Test Check Program Monthly Report

Round 12

October 2007

3/10/2007 – 31/10/2007

Oil Rapid

Labs that produced significant differences from the mean include labs B, E, H and G who submitted differences of 0.70% or greater. Note that labs G and H have shown a trend of submitting results considerably lower than the mean throughout the rounds for Oil Rapid. A difference of 2.50% also separates Oil Rapid and Oil Solvent results from lab H.

Oil Solvent

Lab G produced an outlier recording -3.72 this round and was omitted from the mean and standard deviation. Lab G also produced an outlier in round 10 for Oil Solvent recording -2.31. Note that the result of 38.04% oil obtained for Oil Solvent from lab G is also significantly lower than results submitted for Oil Rapid and Oil Solvent (AOCS) where an oil content of around 40.5% was obtained for the lab. Lab K produced a noteworthy difference of -1.74 which is similar to the previous round in which the lab produced an outlier recording -1.28. Lab B submitted a significantly high result with a mean difference of 1.14. Note that all oil content results from lab B are on the higher end of the scale when included in the collaborative data.

Oil Solvent (AOCS Method Am 2-93)

Three results for Oil Solvent (AOCS) were submitted this round. Lab G submitted the greatest difference of -1.60. All Oil results from lab G are significantly lower than their respective means. Note that lab G also submitted significantly low results for this method in rounds 8 and 10 where mean differences of -1.74 and -1.81 were produced by the lab.

Oil SFE

Only two labs submitted results for Oil SFE this round. Both labs show consistency between their own submitted results for the other Oil Content methods.

Moisture Oven

Lab E produced an outlier recording a mean difference of 0.55 and was omitted from the mean and standard deviation. All other labs submitted within +/-0.25 from the mean. Note that a noticeable difference of around 0.40 separates Moisture Oven and Moisture Rapid results for both labs K and J.

Moisture Rapid

Lab E showed a significant increase from the mean to submit a difference of 0.43. Note that both Moisture results for the lab were high. Lab K continues to submit results on the lower end of the scale to produce a mean difference of -0.46.



AOF Test Check Program Monthly Report
Round 12
October 2007
3/10/2007 – 31/10/2007

Oleic Oil

Lab G produced an outlier this round of 3.71 and was omitted from the mean and standard deviation. Note that the lab G also produced outliers in rounds 10 and 11 with mean differences of 3.24 and 2.54. Lab C submitted on the higher end of the scale with a mean difference of 1.11.

Linoleic Oil


All participating labs submitted fairly accurate results within +/-0.40 from the mean.

Free Fatty Acid

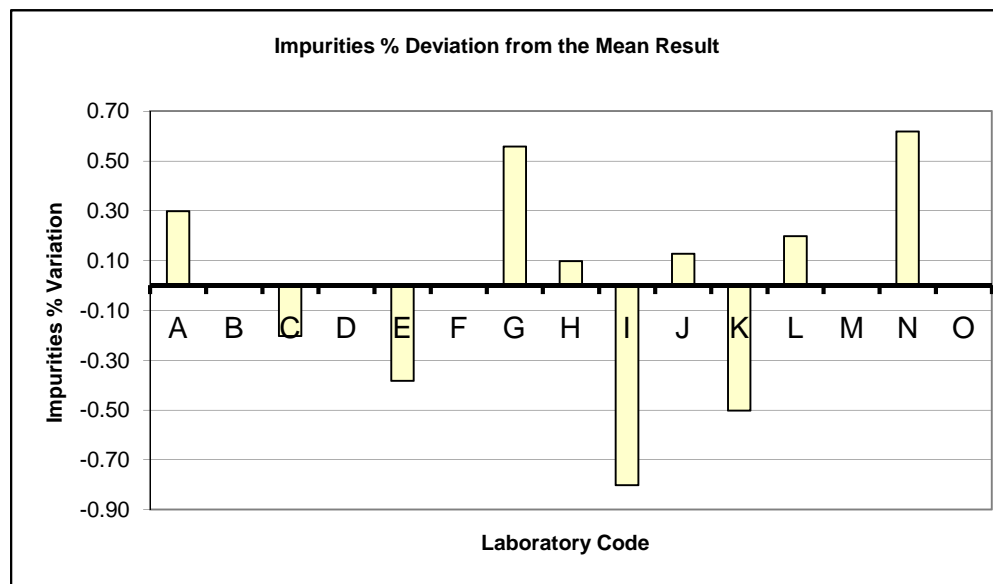
Labs C, E, H and K showed improvement to submit within +/-0.20 from the mean. Lab G produced a significantly high result this round with a mean difference of 0.42. Note that lab G did not perform very well overall this round with the majority of its results being relatively far from the mean.

**AOF Test Check Program OCTOBER 2006/2007
Sample Number 12 Summary**

Test Weight kg/hl		
Lab	Result	Mean
A		
B	67.00	1.75
C	64.00	-1.25
D		
E	64.20	-1.05
F		
G		
H	66.40	1.15
I	64.70	-0.55
J	66.04	0.79
K	64.62	-0.63
L		
M	64.80	-0.45
N	65.24	-0.01
O	65.50	0.25
MEAN	65.25	
STDEV	0.98	

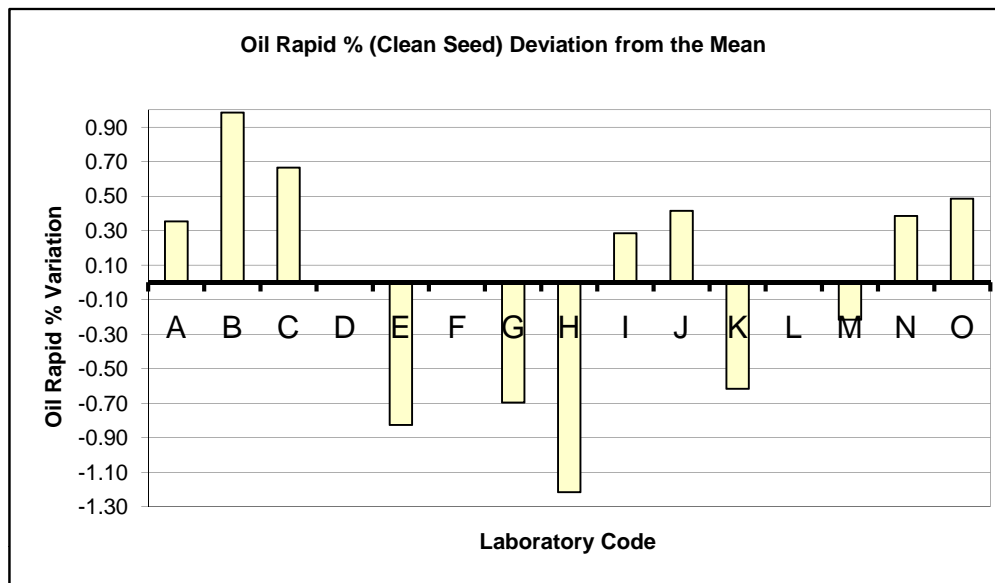


Impurities		
Lab	Result	Mean
A	3.10	0.30
B		
C	2.60	-0.20
D		
E	2.42	-0.38
F		
G	3.36	0.56
H	2.90	0.10
I	2.00	-0.80
J	2.93	0.13
K	2.30	-0.50
L	3.00	0.20
M	2.80	0.00
N	3.42	0.62
O		
MEAN	2.80	
STDEV	0.44	

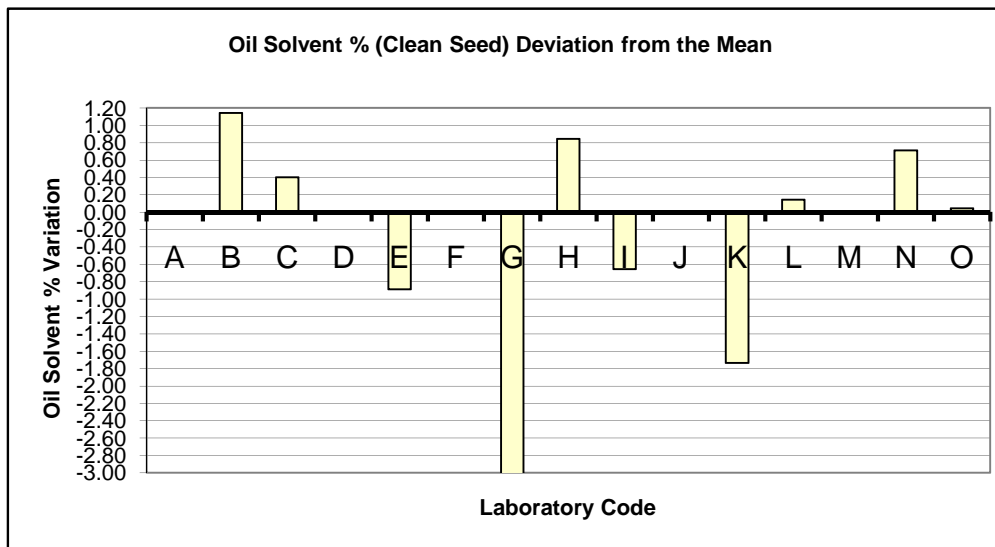


**AOF Test Check Program OCTOBER 2006/2007
Sample Number 12 Summary**

Oil Rapid % (Clean Seed)		
Lab	Result	Mean
A	41.67	0.35
B	42.30	0.98
C	41.98	0.66
D		
E	40.49	-0.83
F		
G	40.62	-0.70
H	40.10	-1.22
I	41.60	0.28
J	41.73	0.41
K	40.70	-0.62
L		
M	41.10	-0.22
N	41.70	0.38
O	41.80	0.48
MEAN	41.32	
STDEV	0.69	

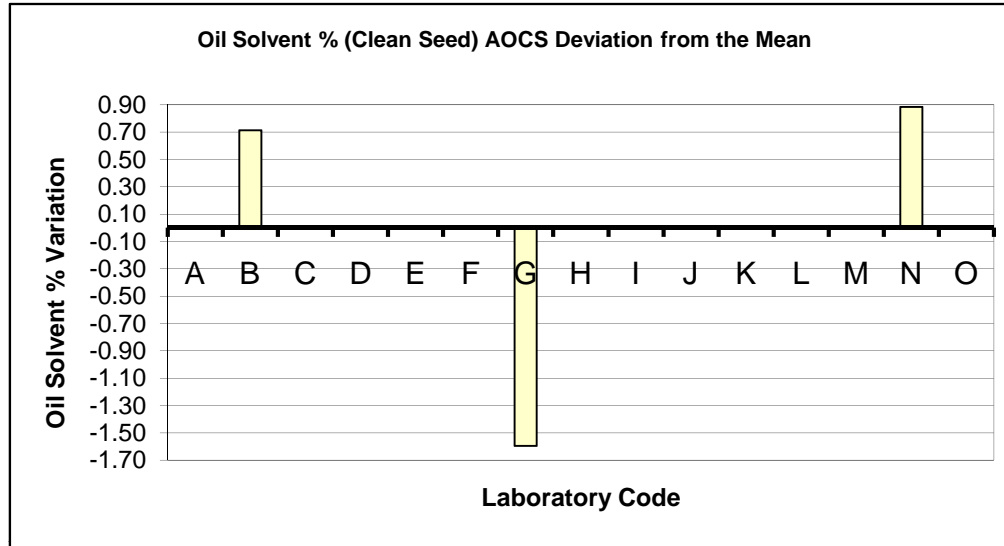


Oil Solvent % (Clean Seed)		
Lab	Result	Mean
A		
B	42.90	1.14
C	42.16	0.40
D		
E	40.87	-0.89
F		
G	38.04	-3.72
H	42.6	0.84
I	41.1	-0.66
J		
K	40.02	-1.74
L	41.90	0.14
M		
N	42.47	0.71
O	41.80	0.04
MEAN	41.76	
STDEV	0.93	

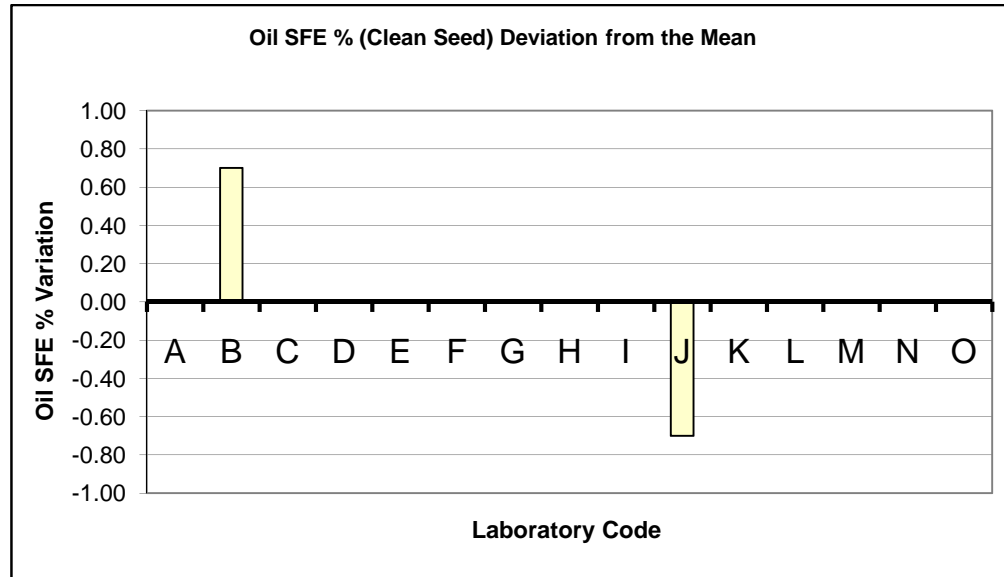


**AOF Test Check Program OCTOBER 2006/2007
Sample Number 12 Summary**

Oil Solvent % (Clean Seed) AOCS		
Lab	Result	Mean
A		
B	42.6	0.71
C		
D		
E		
F		
G	40.29	-1.60
H		
I		
J		
K		
L		
M		
N	42.77	0.88
O		
MEAN	41.89	
STDEV	1.39	

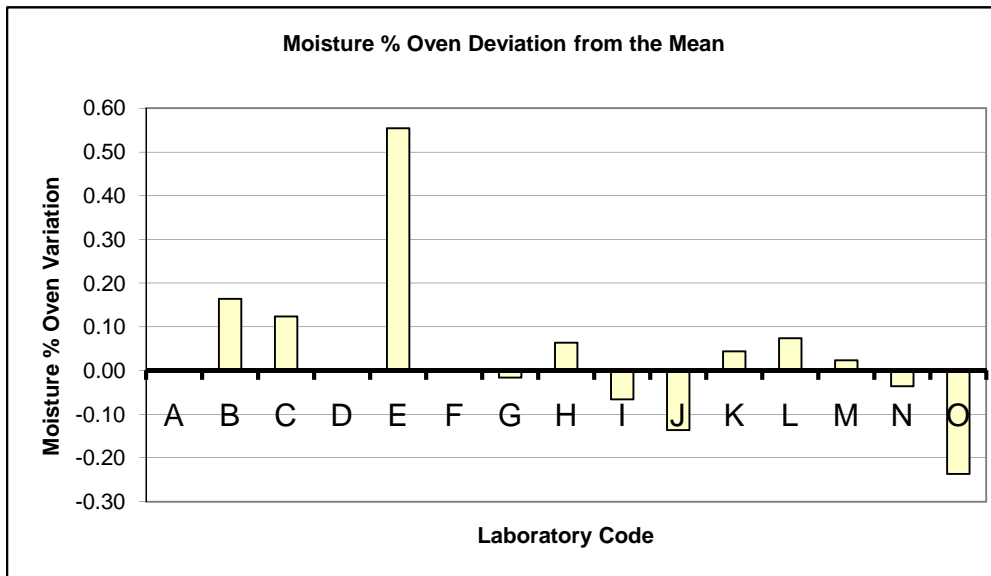


Oil % SFE (Clean Seed)		
Lab	Result	Mean
A		
B	42.7	0.70
C		
D		
E		
F		
G		
H		
I		
J	41.3	-0.70
K		
L		
M		
N		
O		
MEAN	42.00	
STDEV	0.99	

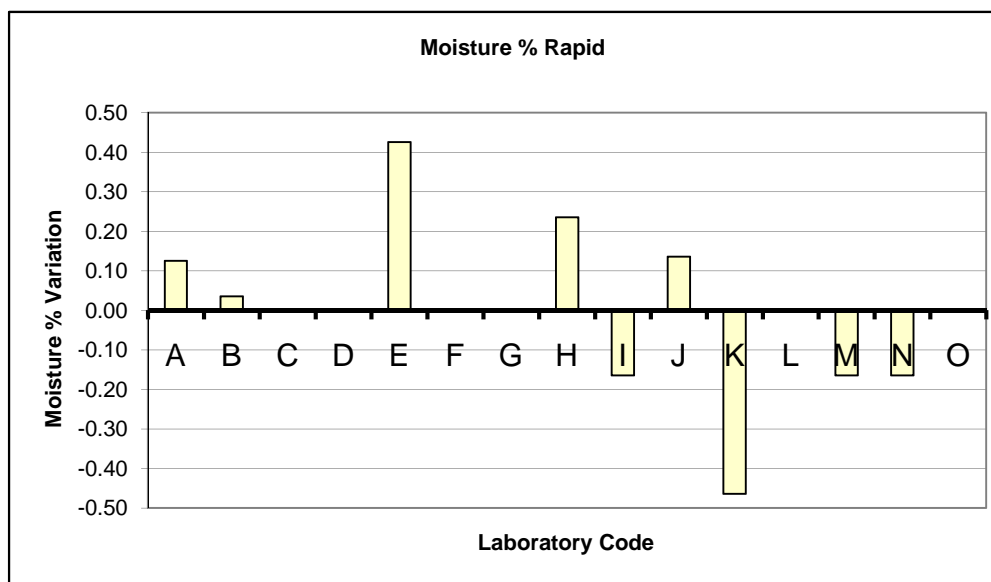


**AOF Test Check Program OCTOBER 2006/2007
Sample Number 12 Summary**

Moisture % Oven		
Lab	Result	Mean
A		
B	5.80	0.16
C	5.76	0.12
D		
E	6.19	0.55
F		
G	5.62	-0.02
H	5.70	0.06
I	5.57	-0.07
J	5.50	-0.14
K	5.68	0.04
L	5.71	0.07
M	5.66	0.02
N	5.60	-0.04
O	5.40	-0.24
MEAN	5.64	
STDEV	0.12	

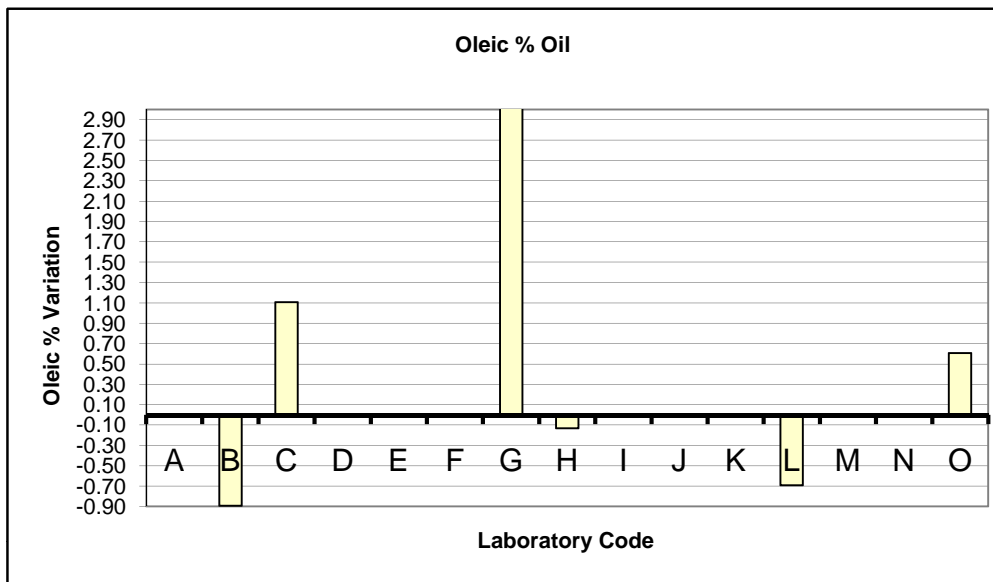


Moisture % Rapid		
Lab	Result	Mean
A	5.89	0.13
B	5.80	0.04
C		
D		
E	6.19	0.43
F		
G		
H	6.00	0.24
I	5.60	-0.16
J	5.90	0.14
K	5.30	-0.46
L		
M	5.60	-0.16
N	5.60	-0.16
O		
MEAN	5.76	
STDEV	0.27	

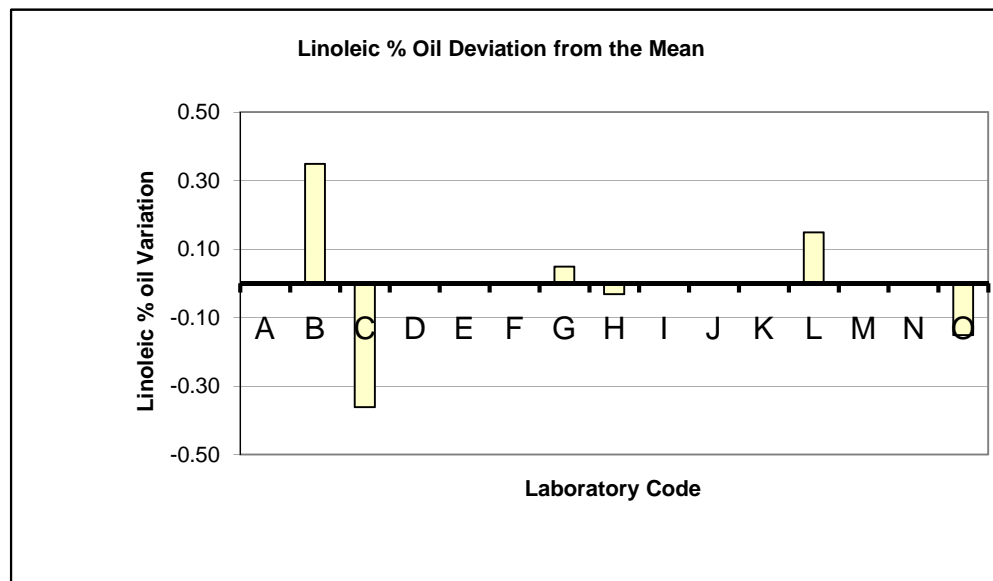


**AOF Test Check Program OCTOBER 2006/2007
Sample Number 12 Summary**

Oleic % Oil		
Lab	Result	Mean
A		
B	60.20	-0.89
C	62.20	1.11
D		
E		
F		
G	64.80	3.71
H	60.96	-0.13
I		
J		
K		
L	60.40	-0.69
M		
N		
O	61.70	0.61
MEAN	61.09	
STDEV	0.98	



Linoleic % oil		
Lab	Result	Mean
A		
B	19.40	0.35
C	18.69	-0.36
D		
E		
F		
G	19.10	0.05
H	19.02	-0.03
I		
J		
K		
L	19.20	0.15
M		
N		
O	18.90	-0.15
MEAN	19.05	
STDEV	0.25	



**AOF Test Check Program OCTOBER 2006/2007
Sample Number 12 Summary**

Free Fatty Acid % of Oil		
Lab	Result	Mean
A		
B		
C	0.52	-0.14
D		
E	0.71	0.05
F		
G	1.12	0.46
H	0.50	-0.16
I		
J		
K	0.84	0.18
L	0.73	0.07
M		
N		
O		
MEAN	0.66	
STDEV	0.15	

