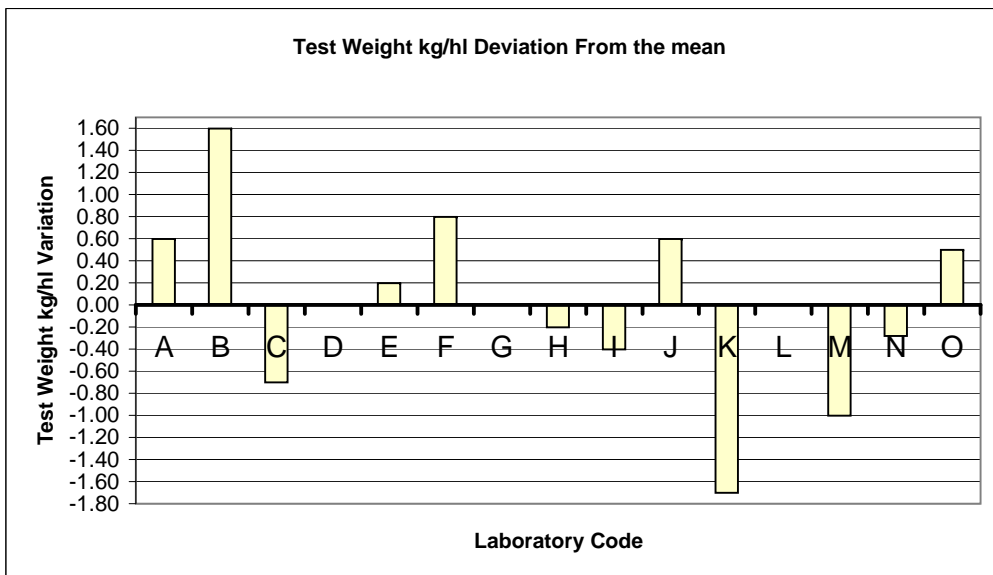
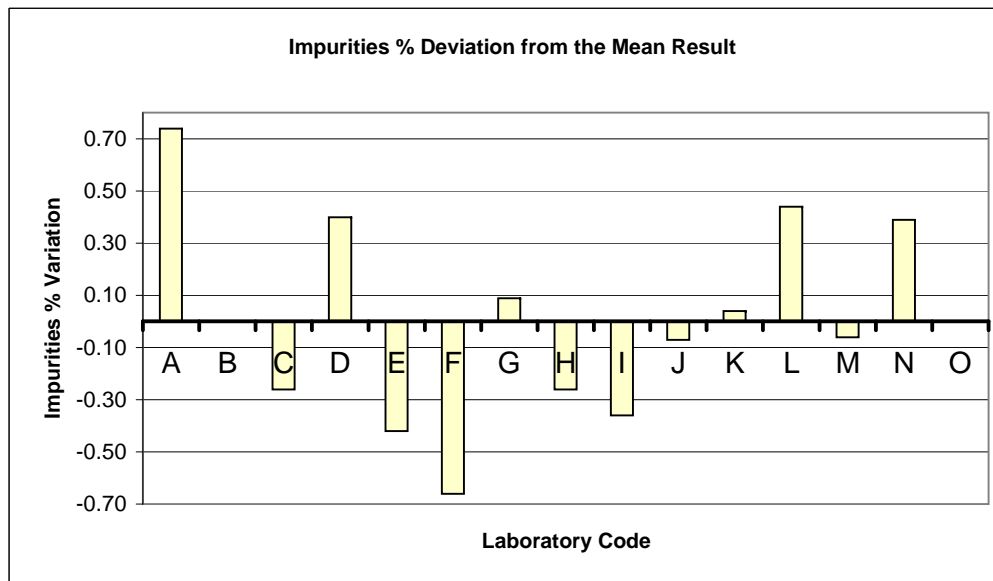


**AOF Test Check Program OCTOBER 2005/2006  
Sample Number 12 Summary**

Test Weight kg/hl		
Lab	Result	Mean
A	68.00	0.60
B	69.00	1.60
C	66.70	-0.70
D		
E	67.60	0.20
F	68.20	0.80
G		
H	67.20	-0.20
I	67.00	-0.40
J	68.00	0.60
K	65.70	-1.70
L		
M	66.40	-1.00
N	67.12	-0.28
O	67.90	0.50
<b>MEAN</b>	<b>67.40</b>	
<b>STDEV</b>	<b>0.90</b>	

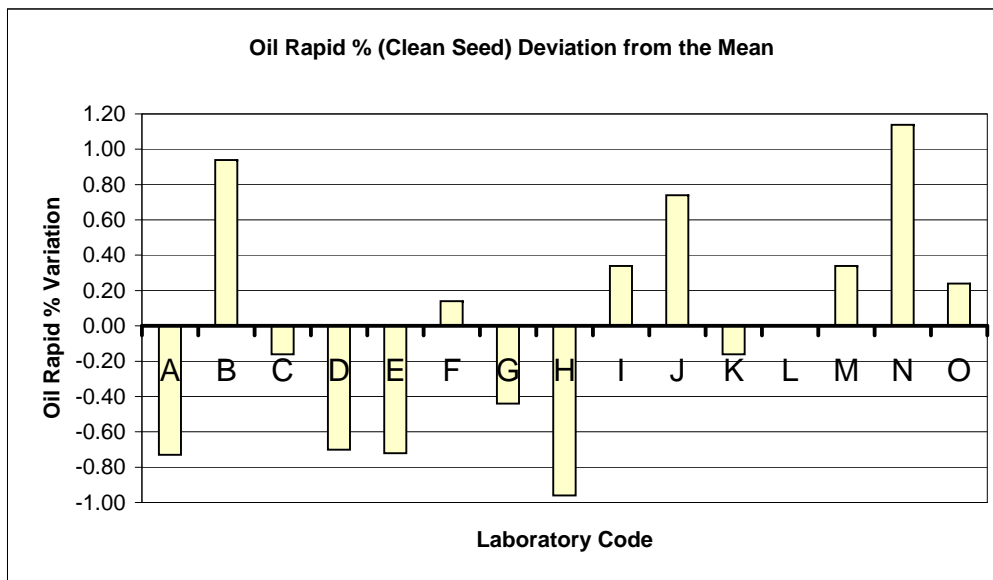


Impurities		
Lab	Result	Mean
A	2.10	0.74
B		
C	1.10	-0.26
D	1.76	0.40
E	0.94	-0.42
F	0.70	-0.66
G	1.45	0.09
H	1.10	-0.26
I	1.00	-0.36
J	1.29	-0.07
K	1.40	0.04
L	1.80	0.44
M	1.30	-0.06
N	1.75	0.39
O		
<b>MEAN</b>	<b>1.36</b>	
<b>STDEV</b>	<b>0.40</b>	

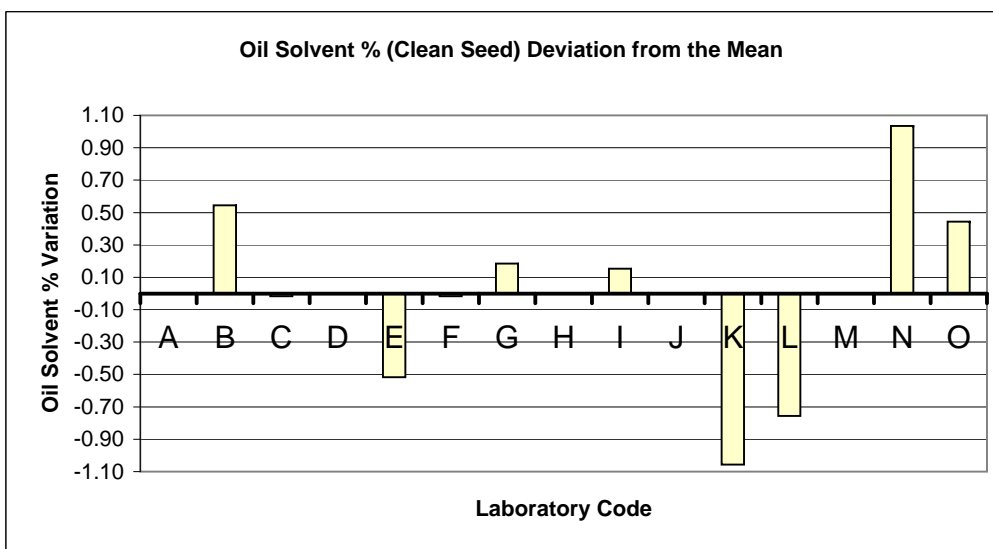


**AOF Test Check Program OCTOBER 2005/2006  
Sample Number 12 Summary**

<b>Oil Rapid % (Clean Seed)</b>		
Lab	Result	Mean
A	42.23	-0.73
B	43.90	0.94
C	42.80	-0.16
D	42.26	-0.70
E	42.24	-0.72
F	43.10	0.14
G	42.52	-0.44
H	42.00	-0.96
I	43.30	0.34
J	43.70	0.74
K	42.80	-0.16
L		
M	43.30	0.34
N	44.10	1.14
O	43.20	0.24
<b>MEAN</b>	<b>42.96</b>	
<b>STDEV</b>	<b>0.66</b>	

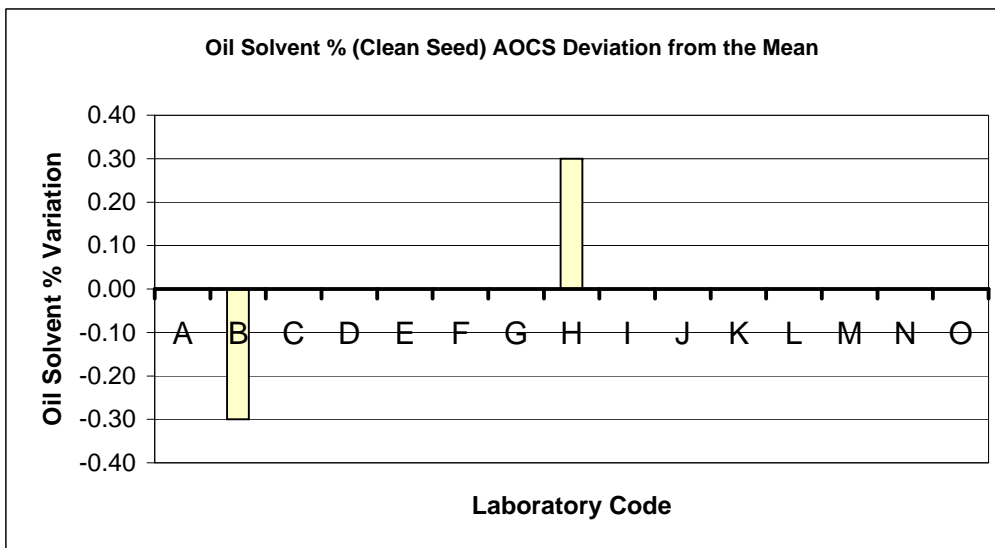


<b>Oil Solvent % (Clean Seed)</b>		
Lab	Result	Mean
A		
B	43.20	0.54
C	42.64	-0.02
D		
E	42.14	-0.52
F	42.64	-0.02
G	42.84	0.18
H		
I	42.81	0.15
J		
K	41.60	-1.06
L	41.90	-0.76
M		
N	43.69	1.03
O	43.10	0.44
<b>MEAN</b>	<b>42.66</b>	
<b>STDEV</b>	<b>0.63</b>	

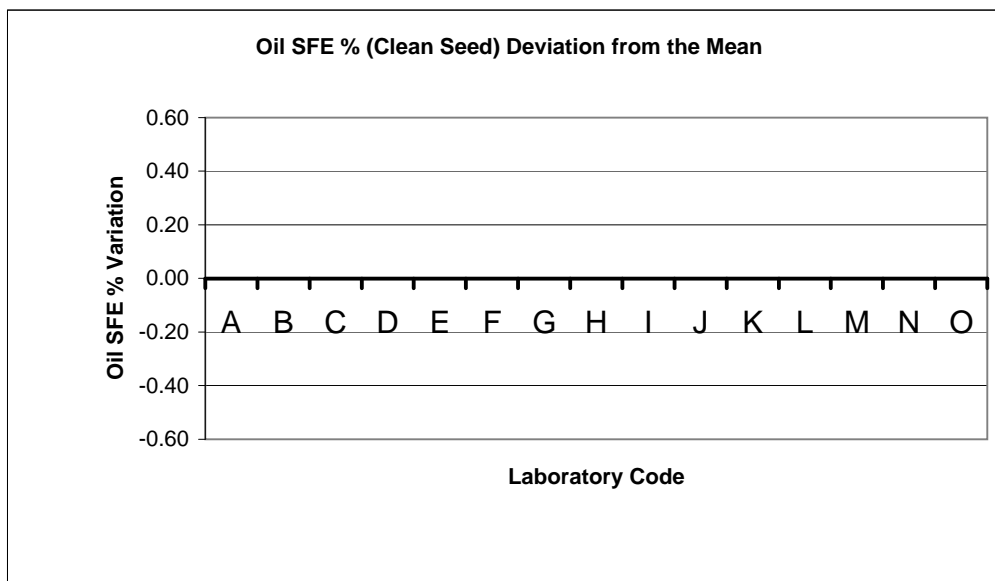


**AOF Test Check Program OCTOBER 2005/2006  
Sample Number 12 Summary**

Oil Solvent % (Clean Seed) AOCS		
Lab	Result	Mean
A		
B	43.10	-0.30
C		
D		
E		
F		
G		
H	43.70	0.30
I		
J		
K		
L		
M		
N		
O		
<b>MEAN</b>	43.40	
<b>STDEV</b>	0.42	

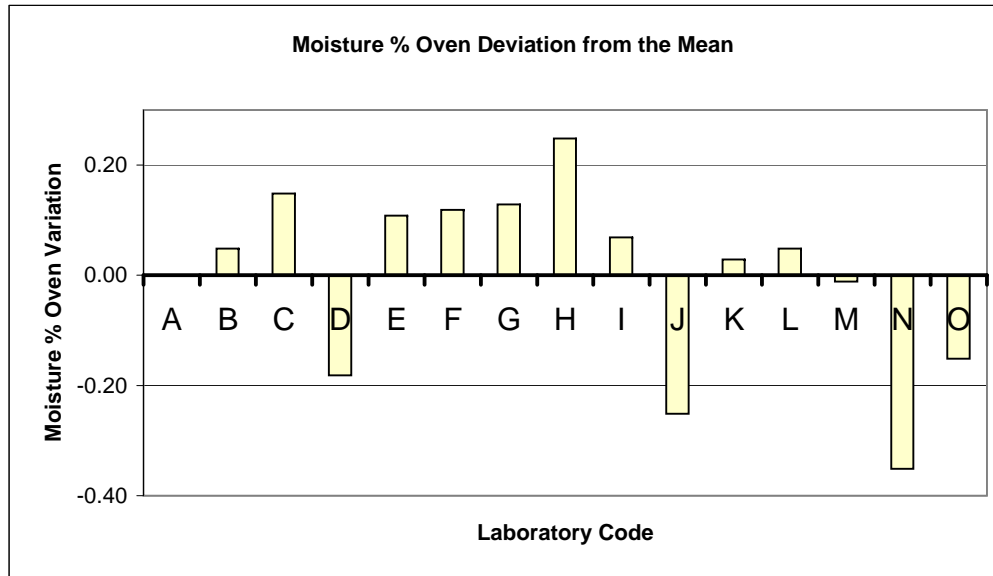


Oil % SFE (Clean Seed)		
Lab	Result	Mean
A		
B		
C		
D		
E		
F		
G		
H		
I		
J	42.61	0.00
K		
L		
M		
N		
O		
<b>MEAN</b>	42.61	
<b>STDEV</b>	#DIV/0!	

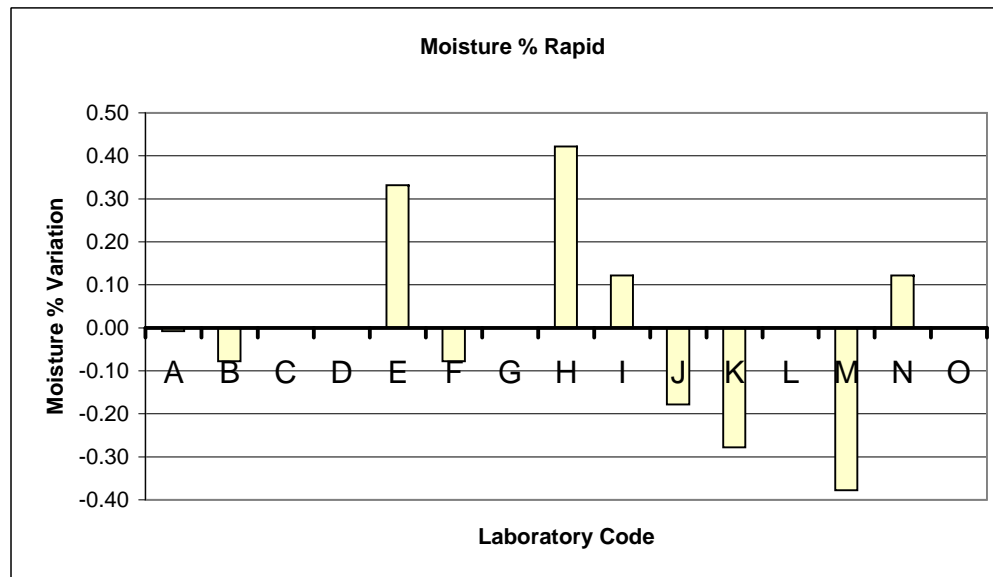


**AOF Test Check Program OCTOBER 2005/2006  
Sample Number 12 Summary**

Moisture % Oven		
Lab	Result	Mean
A		
B	5.50	0.05
C	5.60	0.15
D	5.27	-0.18
E	5.56	0.11
F	5.57	0.12
G	5.58	0.13
H	5.70	0.25
I	5.52	0.07
J	5.20	-0.25
K	5.48	0.03
L	5.50	0.05
M	5.44	-0.01
N	5.10	-0.35
O	5.30	-0.15
<b>MEAN</b>	<b>5.45</b>	
<b>STDEV</b>	<b>0.17</b>	

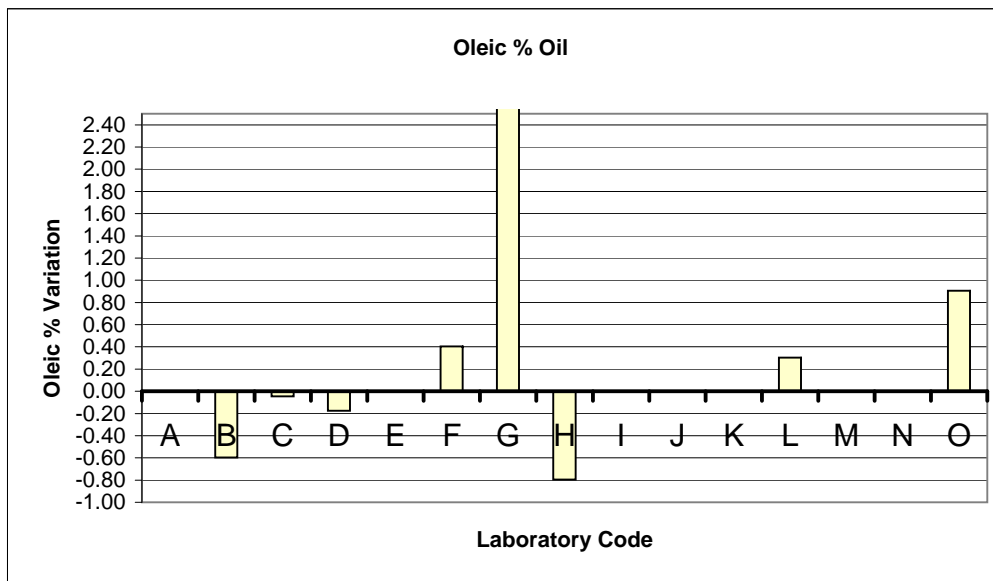


Moisture % Rapid		
Lab	Result	Mean
A	5.37	-0.01
B	5.30	-0.08
C		
D		
E	5.71	0.33
F	5.30	-0.08
G		
H	5.80	0.42
I	5.50	0.12
J	5.20	-0.18
K	5.10	-0.28
L		
M	5.00	-0.38
N	5.50	0.12
O		
<b>MEAN</b>	<b>5.38</b>	
<b>STDEV</b>	<b>0.25</b>	

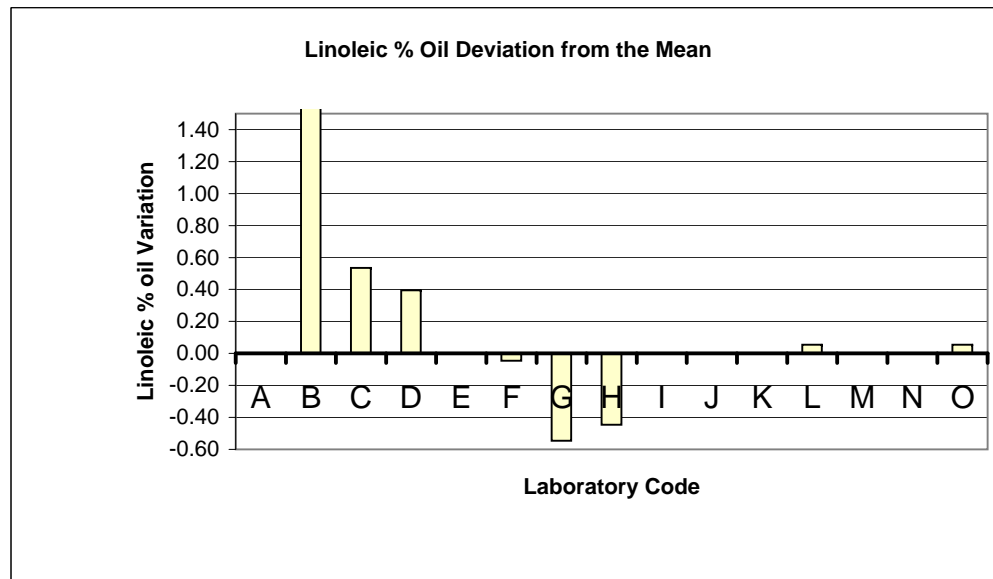


**AOF Test Check Program OCTOBER 2005/2006  
Sample Number 12 Summary**

Oleic % Oil		
Lab	Result	Mean
A		
B	60.20	-0.60
C	60.75	-0.05
D	60.62	-0.18
E		
F	61.20	0.40
G	64.40	3.60
H	60.00	-0.80
I		
J		
K		
L	61.10	0.30
M		
N		
O	61.70	0.90
<b>MEAN</b>	<b>60.80</b>	
<b>STDEV</b>	<b>0.59</b>	



Linoleic % oil		
Lab	Result	Mean
A		
B	21.20	2.05
C	19.68	0.53
D	19.54	0.39
E		
F	19.10	-0.05
G	18.60	-0.55
H	18.70	-0.45
I		
J		
K		
L	19.20	0.05
M		
N		
O	19.20	0.05
<b>MEAN</b>	<b>19.15</b>	
<b>STDEV</b>	<b>0.40</b>	



**AOF Test Check Program OCTOBER 2005/2006  
Sample Number 12 Summary**

Free Fatty Acid % of Oil		
Lab	Result	Mean
A		
B	0.30	-0.14
C	0.81	0.37
D	0.48	0.04
E	0.49	0.05
F	0.48	0.04
G	1.21	0.77
H	0.40	-0.04
I		
J		
K		
L	0.51	0.07
M		
N		
O		
<b>MEAN</b>	<b>0.44</b>	
<b>STDEV</b>	<b>0.08</b>	

