



AOF Test Check Program Monthly Report

Round 4

February 2007

9/2/2007 – 9/3/2007

Result Reveal Dates

	FEBRUARY
Lab Code	Round 4
I	09-Feb-07
A	12-Feb-07
G	14-Feb-07
K	15-Feb-07
M	15-Feb-07
D	21-Feb-07
E	26-Feb-07
N	26-Feb-07
L	27-Feb-07
J	05-Mar-07
O	05-Mar-07
F	06-Mar-07
H	06-Mar-07
B	07-Mar-07
C	16-Mar-07

*Just a reminder all to get results in promptly

Discussion of Results***Test Weight***

Round 4 saw a greater variation between participants with the majority of labs drifting further from the mean. This is also evidenced by the higher standard deviation of 0.80 compared to 0.59 in the previous round. Lab N moved the furthest from the mean recording a change of 1.26% to submit a mean difference of 1.52. Labs B, E, F, J, M and O also submitted results significantly further from the mean by 0.27-0.49%. In contrast, Labs C, H and K improved considerably submitting differences of -0.22, 0.06 and -0.44 compared to -0.42, 0.75 and -0.95 previously.

Impurities

With the exception of lab N, all labs performed extremely well which was reflected on the low standard deviation of 0.09. 9 out of the 10 participants submitted differences of +/- 0.05 making for an excellent round. Lab N however, produced a major outlier recording 1.94 compared to 0.43 in the previous round. Interestingly, lab N also submitted a high difference for Test Weight as a result of a considerable jump from the mean.



AOF Test Check Program Monthly Report
Round 4
February 2007
9/2/2007 – 9/3/2007

Oil Rapid

After drifting further from the mean in round 3, labs A and J have submitted closer to the mean this round to produce the most accurate results for Oil Rapid recording 0.09. Lab H has shown major improvement to produce a mean difference of -0.61 compared to -2.13 previously. Likewise, labs D and O also showed improvement to submit about 0.35% closer to the mean. Unfortunately, lab B displayed a major drift of more than 1.0% from the previous round submitting 1.29. It is also observed that the Oil Rapid result obtained for lab B is significantly higher than that obtained for the other oil methods which may account for the higher mean difference. Labs F, I and N have drifted even further from the mean to produce mean differences of at least +/-0.80%. Significant differences are seen for labs C and K submitting lower results of -0.26 and -0.41 compared to 0.18 and 0.38 previously. Lab G continues to submit results significantly lower than the mean. Note that Oil Rapid results for lab G are approximately 1.5% lower than those submitted for both the Straight Oil Solvent and AOCS methods.

Oil Solvent

Lab F has produced an outlier after a further drop of 1.43% from the previous round to submit a mean difference of -2.15. Note that lab F has produced an outlier for the third time in a row. Although labs B and C were able to generate accurate results in the previous round, both recorded a significant drop to submit -0.55 and -0.32. Lab N continues to submit relatively high results submitting a mean difference of 0.71 for the current round.

Oil Solvent (AOCS Method Am 2-93)

Lab N showed improvement this round to submit a mean difference of 0.17 compared to 0.39. Well done to lab G who was able to achieve accurate results for both the Straight Oil Solvent method as well as the AOCS method.

Oil SFE

Only one result recording 41.82% oil from lab J was submitted for Oil SFE. A difference of 0.28 separates results for Oil SFE and Oil Rapid for the lab to mark a major improvement from the previous difference of 2.36.

Moisture Oven

Labs E and F have moved considerably further from the mean this round to submit the two highest results with mean differences of 0.48 and 0.47. On the other end of the scale, lab N continues to submit the lowest result to produce a mean difference of -0.32. Although accurate results were generated by labs J, K and O previously, this round sees a significant drop to submit -0.22, -0.17 and -0.22 respectively. Noticeable improvement is observed from labs B and H submitting differences of -0.12 and 0.08 compared to -0.27 and 0.23 previously. Well done to labs C and M who were able to achieve accurate results in both rounds 3 and 4.



AOF Test Check Program Monthly Report Round 4

February 2007

9/2/2007 – 9/3/2007

Moisture Rapid

Labs F, H and K improved this round to submit differences of 0.13, -0.07 and -0.17. In contrast, labs B, I and M deviated further from the mean to submit -0.27, -0.37 and 0.43. A significant difference is observed for lab J with a change from -0.26 to 0.35. There is also a noteworthy discrepancy between moisture results for lab J submitting a Moisture Rapid result 0.82% higher than that for Moisture Oven. Similarly, Moisture Rapid results for lab M are also higher by 0.67%. Note that both labs compared better for Moisture Oven.

Oleic Oil

Lab H produced a major outlier this round with a difference of -2.58 and was hence omitted from the mean and standard deviation. Although recording an improvement of 0.13%, lab G continues to submit the highest result of 1.08. The remaining participants recorded an improvement of at least 0.23%.

Linoleic Oil


Lab G has once again produced an outlier recording 0.81 which is comparable to the difference of 0.82 produced in round 3. Lab H recorded a considerable drop to produce an outlier with a mean difference of -0.84. Note that lab H also produced an outlier for Oleic Oil. Lab C also deviated further from the mean to submit 0.57 compared to 0.25 previously. In contrast, labs D and O showed improvement to submit -0.09 and -0.20. Well done to lab L who was able to achieve the most accurate result for both the previous and current rounds.

Free Fatty Acid

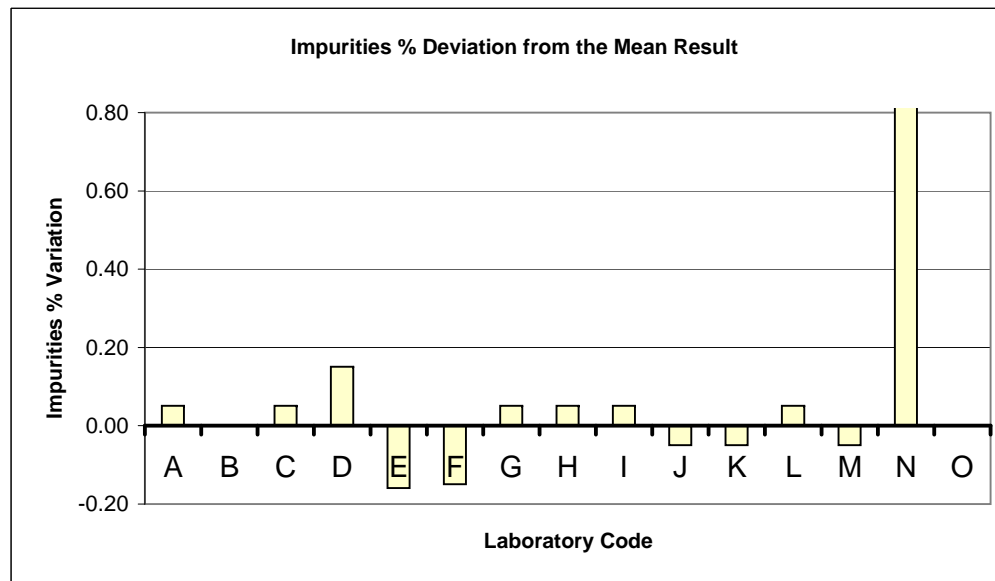
After producing an outlier of 0.90 in the previous round, lab F has improved dramatically to submit 0.11. In contrast, lab G produced a mean difference of 0.48 which was omitted from the mean and standard deviation. Lab C continues to generate accurate results within +/- 0.05% from the mean. Well done.

**AOF Test Check Program FEBRUARY 2006/2007
Sample Number 4 Summary**

Test Weight kg/hl		
Lab	Result	Mean
A	68.60	0.66
B	67.50	-0.44
C	67.72	-0.22
D		
E	67.00	-0.94
F	69.10	1.16
G		
H	68.00	0.06
I	67.40	-0.54
J	67.50	-0.44
K	67.50	-0.44
L		
M	67.04	-0.90
N	69.46	1.52
O	68.50	0.56
MEAN	67.94	
STDEV	0.80	

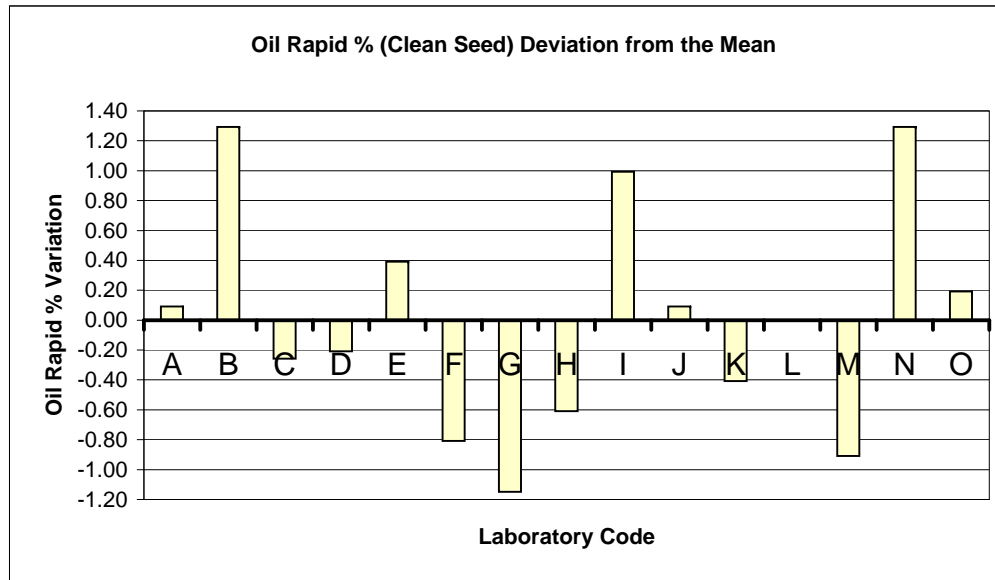


Impurities		
Lab	Result	Mean
A	0.50	0.05
B		
C	0.50	0.05
D	0.60	0.15
E	0.29	-0.16
F	0.30	-0.15
G	0.50	0.05
H	0.50	0.05
I	0.50	0.05
J	0.40	-0.05
K	0.40	-0.05
L	0.50	0.05
M	0.40	-0.05
N	2.39	1.94
O		
MEAN	0.45	
STDEV	0.09	

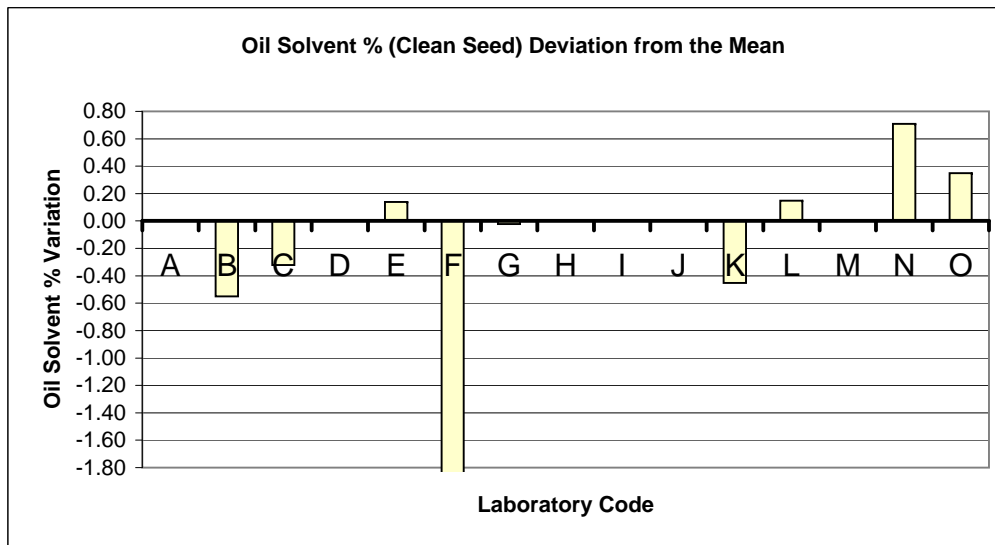


**AOF Test Check Program FEBRUARY 2006/2007
Sample Number 4 Summary**

Oil Rapid % (Clean Seed)		
Lab	Result	Mean
A	42.10	0.09
B	43.30	1.29
C	41.75	-0.26
D	41.80	-0.21
E	42.40	0.39
F	41.20	-0.81
G	40.86	-1.15
H	41.40	-0.61
I	43.00	0.99
J	42.10	0.09
K	41.60	-0.41
L		
M	41.10	-0.91
N	43.30	1.29
O	42.20	0.19
MEAN	42.01	
STDEV	0.78	

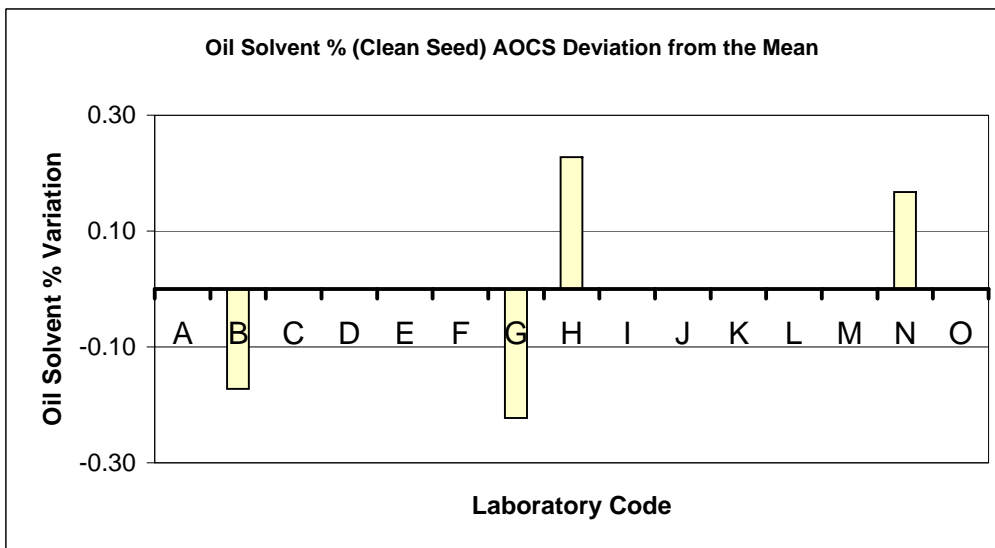


Oil Solvent % (Clean Seed)		
Lab	Result	Mean
A		
B	41.80	-0.55
C	42.03	-0.32
D		
E	42.49	0.14
F	40.2	-2.15
G	42.33	-0.02
H		
I		
J		
K	41.9	-0.45
L	42.50	0.15
M		
N	43.06	0.71
O	42.70	0.35
MEAN	42.35	
STDEV	0.43	

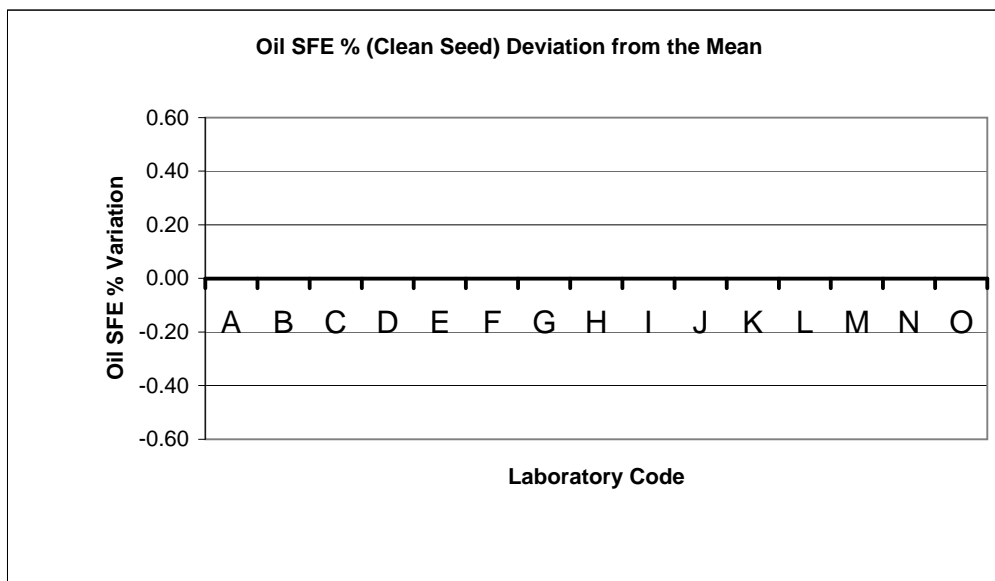


**AOF Test Check Program FEBRUARY 2006/2007
Sample Number 4 Summary**

Oil Solvent % (Clean Seed) AOCS		
Lab	Result	Mean
A		
B	42.6	-0.17
C		
D		
E		
F		
G	42.55	-0.22
H	43.0	0.23
I		
J		
K		
L		
M		
N	42.94	0.17
O		
MEAN	42.77	
STDEV	0.23	

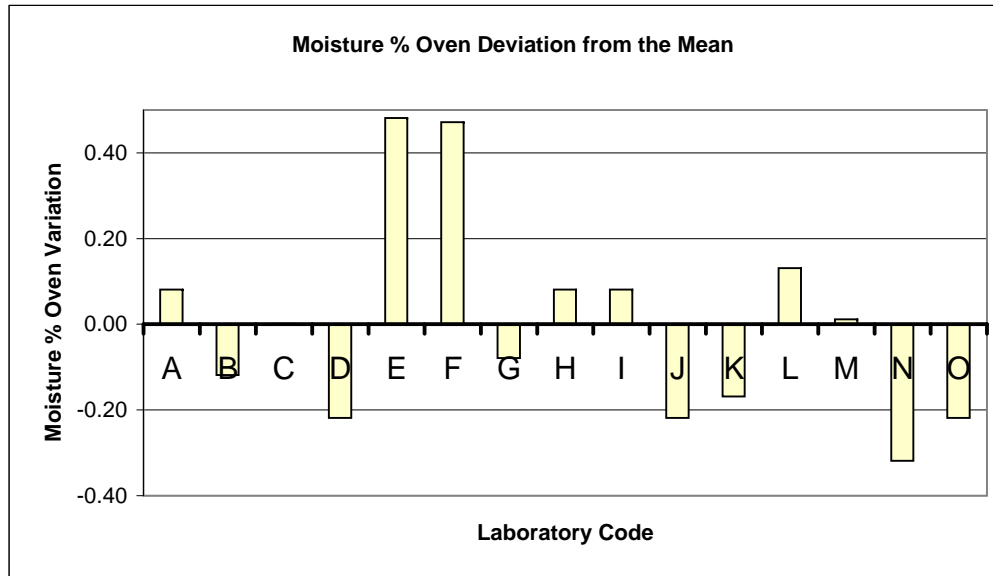


Oil % SFE (Clean Seed)		
Lab	Result	Mean
A		
B		
C		
D		
E		
F		
G		
H		
I		
J	41.82	0.00
K		
L		
M		
N		
O		
MEAN	41.82	
STDEV	#DIV/0!	

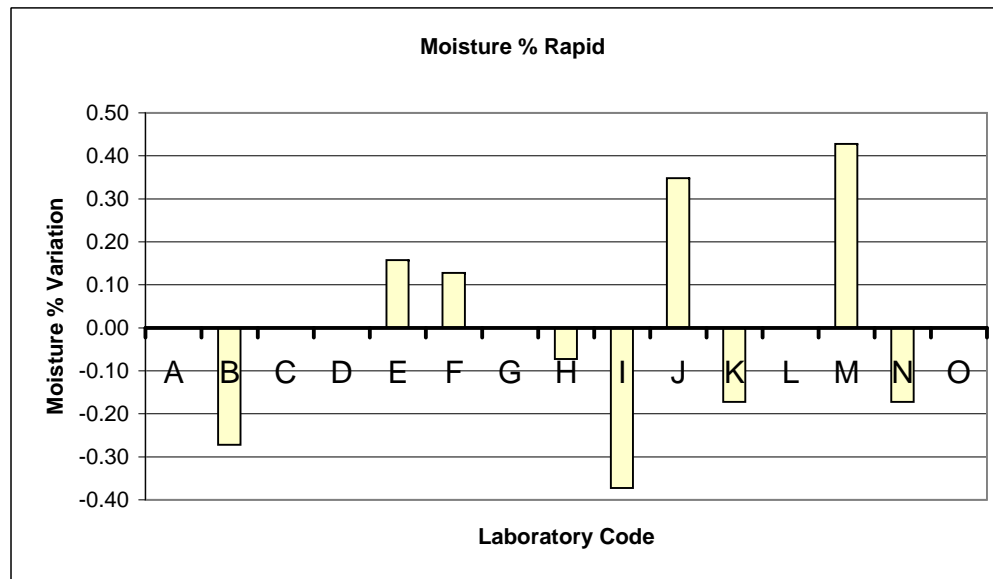


**AOF Test Check Program FEBRUARY 2006/2007
Sample Number 4 Summary**

Moisture % Oven		
Lab	Result	Mean
A	5.5	0.08
B	5.30	-0.12
C	5.42	0.00
D	5.20	-0.22
E	5.90	0.48
F	5.89	0.47
G	5.34	-0.08
H	5.50	0.08
I	5.50	0.08
J	5.20	-0.22
K	5.25	-0.17
L	5.55	0.13
M	5.43	0.01
N	5.10	-0.32
O	5.20	-0.22
MEAN	5.42	
STDEV	0.24	

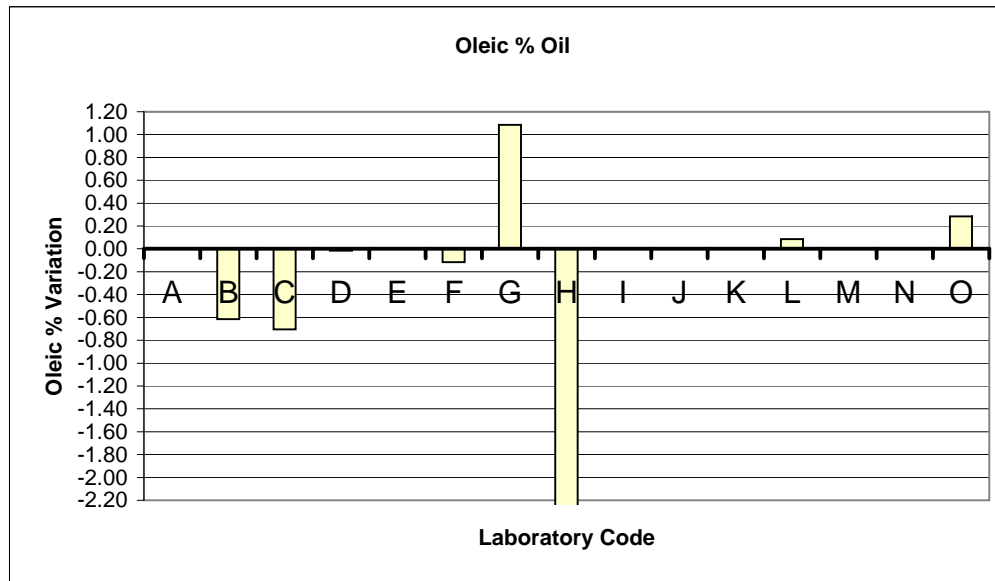


Moisture % Rapid		
Lab	Result	Mean
A		
B	5.40	-0.27
C		
D		
E	5.83	0.16
F	5.80	0.13
G		
H	5.60	-0.07
I	5.30	-0.37
J	6.02	0.35
K	5.50	-0.17
L		
M	6.10	0.43
N	5.50	-0.17
O		
MEAN	5.67	
STDEV	0.28	

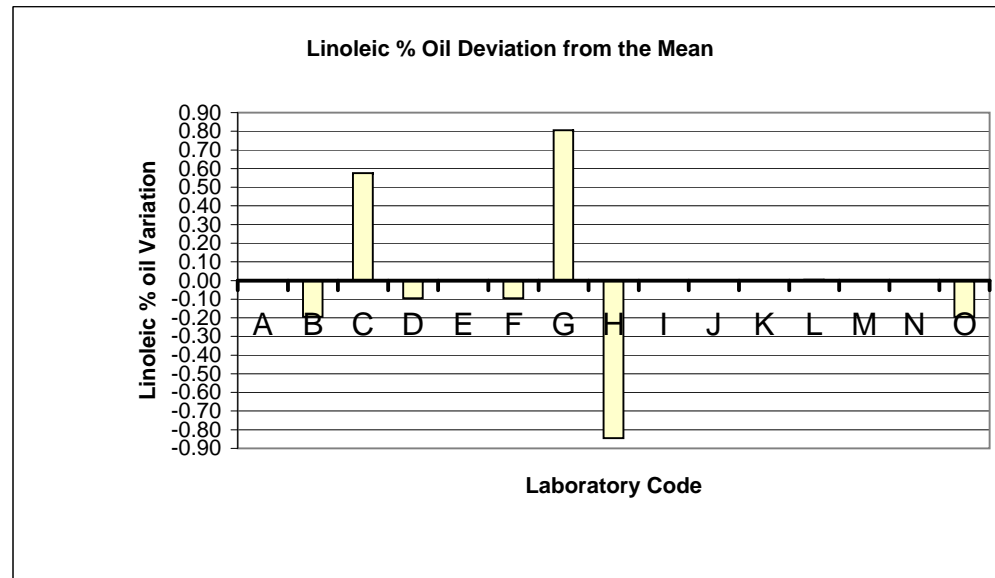


**AOF Test Check Program FEBRUARY 2006/2007
Sample Number 4 Summary**

Oleic % Oil		
Lab	Result	Mean
A		
B	60.60	-0.62
C	60.51	-0.71
D	61.20	-0.02
E		
F	61.10	-0.12
G	62.30	1.08
H	58.64	-2.58
I		
J		
K		
L	61.30	0.08
M		
N		
O	61.50	0.28
MEAN	61.22	
STDEV	0.60	



Linoleic % oil		
Lab	Result	Mean
A		
B	19.20	-0.20
C	19.97	0.57
D	19.30	-0.09
E		
F	19.30	-0.09
G	20.20	0.81
H	18.55	-0.84
I		
J		
K		
L	19.40	0.00
M		
N		
O	19.20	-0.20
MEAN	19.40	
STDEV	0.29	



**AOF Test Check Program FEBRUARY 2006/2007
Sample Number 4 Summary**

Free Fatty Acid % of Oil		
Lab	Result	Mean
A		
B	0.30	-0.26
C	0.58	0.02
D	0.53	-0.03
E	0.74	0.18
F	0.67	0.11
G	1.04	0.48
H	0.42	-0.14
I		
J		
K		
L	0.67	0.11
M		
N		
O		
MEAN	0.56	
STDEV	0.16	

