



AOF Test Check Program Monthly Report

Round 8

June 2007

7/6/2007 – 5/7/2007

Result Receiving Dates

	JUNE
Lab Code	Round 8
G	30-May-07
M	12-Jun-07
O	15-Jun-07
K	18-Jun-07
E	19-Jun-07
J	22-Jun-07
D	26-Jun-07
I	27-Jun-07
B	28-Jun-07
H	28-Jun-07
L	28-Jun-07
F	29-Jun-07
A	04-Jul-07
N	05-Jul-07
C	09-Jul-07

*Just a reminder all to get results in promptly

Discussion of Results**Test Weight**

Round 8 unfortunately saw lab N producing an outlier of -2.93. Labs B, E and M submitted further from the mean with differences of 0.72, -0.68 and -0.68. Lab F and H also drifted slightly further from the mean however still achieved a fairly accurate results within 0.50 from the mean. Significant improvement is seen for labs A and K submitting differences of 0.72 and -0.12 compared to 1.64 and -0.68 previously.

Impurities

Results seemed more consistent between labs this round with a standard deviation of 0.70 compared to 1.02 previously. The five labs who submitted differences of over 1.00% from the mean in the previous round submitted at least 0.50% closer to the mean. Lab C submitted 0.64% closer to the mean however remained on the lower end of the scale with a mean difference of -0.93. In contrast, labs G and K saw a significant drift from the mean to submit differences of -1.43 and 0.77 compared to -0.54 and 0.12 previously. Lab D also drifted further from the mean to submit the highest result for Impurities with a mean difference of 0.87.

**AOF Test Check Program Monthly Report****Round 8****June 2007**7/6/2007 – 5/7/2007

Oil Rapid

Round 8 saw the same high degree of variation between labs than the previous round with five of fourteen participating labs submitting differences of over 1.00%. Lab H once again produced the lowest result with a mean difference of -2.34. Note that a difference of 3.4% separates Oil Rapid and Oil Solvent results for lab H. Lab A recorded a significant difference this round with a change from 0.59 to -0.77.

Oil Solvent

Results were more consistent between labs this round producing a standard deviation of 0.77 compared to 1.28 previously. Labs B, E, F, G, K and N submitted 0.35-1.48% closer to the mean. Lab C recoded a noticeable drop from the mean submitting a difference of -1.08 compared to -0.67 in round 7. Lab O continues to generate results over 1.00% from the mean with a difference of 1.15 produced this round. Well done to lab I who continues to be one of the better performing submitting mean differences close to the mean.

Oil Solvent (AOCS Method Am 2-93)

Lab G once again produced the greatest difference of -1.74. Note that lab G generated significantly low results for all three of the above Oil methods. Labs B and N also produced significant increases from the mean submitting 1.10 and 0.64 compared to 1.10 and 0.69 and 0.19 previously.

Oil SFE

Only one result recording 35.44% oil from lab J was submitted for Oil SFE. A difference of 1.95 separates results for Oil SFE and Oil Rapid for the lab.

Moisture Oven

Lab N once again produced an outlier for Moisture Oven submitting a difference of -0.59 for this round. Note that lab N has produced outliers with differences of at least -0.50% from the mean in rounds 5 to 8. Lab D also produced an outlier this round, recording a drop of 0.48% to submit a difference of -0.79. Labs I, J and O drifted noticeably further from the mean to submit -0.19, -0.29 and 0.31. Lab E remains on the higher end of the scale with a mean difference of 0.32. Labs H, C and L improved to produce accurate results with mean differences of -0.09, 0.01 and -0.09 compared to 0.29, 0.17 and 0.19 previously.



AOF Test Check Program Monthly Report

Round 8

June 2007

7/6/2007 – 5/7/2007

Moisture Rapid

Lab A produced a major outlier this round recording 1.54. Note that this was the first inconsistent result from lab A for Moisture Rapid as all previous results were fairly accurate and remained within +/- 0.25 from the mean. Lab F recorded a significant drop to record a mean difference of -0.30 compared to -0.04 previously. Lab J continues to submit the highest result for Moisture Rapid submitting a difference of 0.69. Note that a difference of 1.09% separates results for Moisture Rapid and Moisture Oven for the lab. Lab K recorded slightly closer to the mean than the previous round however still remains on the lower end of the scale with a difference of -0.30. Labs I and M showed noticeable improvement to submit accurate results with mean differences of -0.10 and 0.00.

Oleic Oil

Round 8 saw a high degree of variation between results obtained for Oleic Oil with three of the six participating labs submitting differences of over 1.00%. Labs F and O both submitted differences of 1.26 to record increases of 0.44% and 0.84% from the previous round. After producing an outlier recording -2.98 in round 7, lab H has shown improvement however continues to generate significantly low results submitting -1.14 for this round.

Linoleic Oil


Round 8 saw greater variation between labs with a standard deviation of 0.56 compared to 0.40 in round 7. Labs B and H drifted considerably further from the mean to submit differences of 0.51 and -0.80. A significant difference is also seen for lab D with a change from -0.65 to 0.60.

Free Fatty Acid

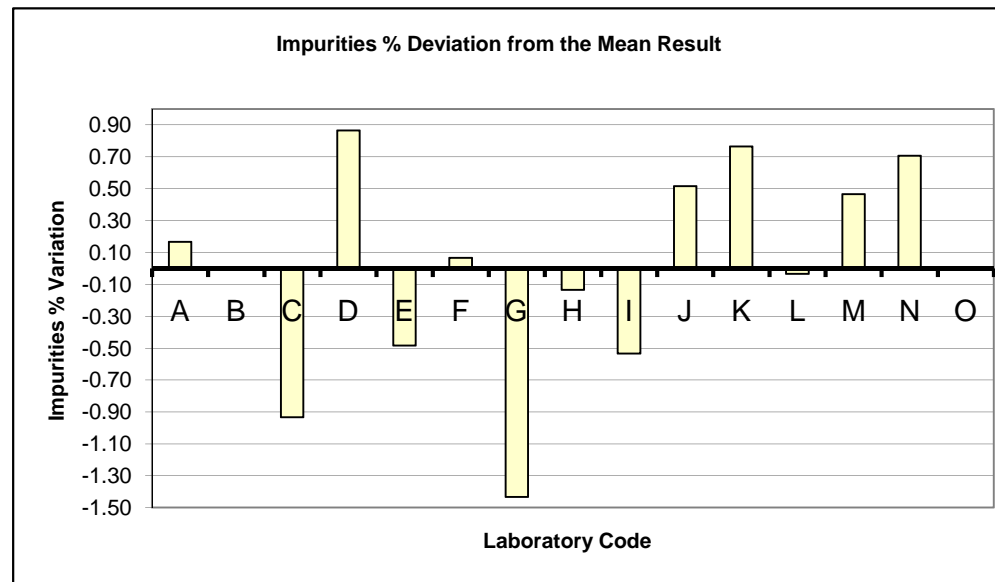
Lab K drifted even further from the mean this round and unfortunately produced an outlier recording -0.86. Lab G also drifted further from the mean to submit a difference of 0.62 compared to 0.28 previously. In contrast, lab F saw a marked improvement to submit the most accurate result with a mean difference of 0.06.

**AOF Test Check Program JUNE 2006/2007
Sample Number 8 Summary**

Test Weight kg/hl		
Lab	Result	Mean
A	69.00	0.72
B	69.00	0.72
C	67.69	-0.59
D		
E	67.60	-0.68
F	67.90	-0.38
G		
H	68.70	0.42
I	68.00	-0.28
J	68.86	0.58
K	68.16	-0.12
L		
M	67.60	-0.68
N	65.35	-2.93
O	68.60	0.32
MEAN	68.28	
STDEV	0.56	

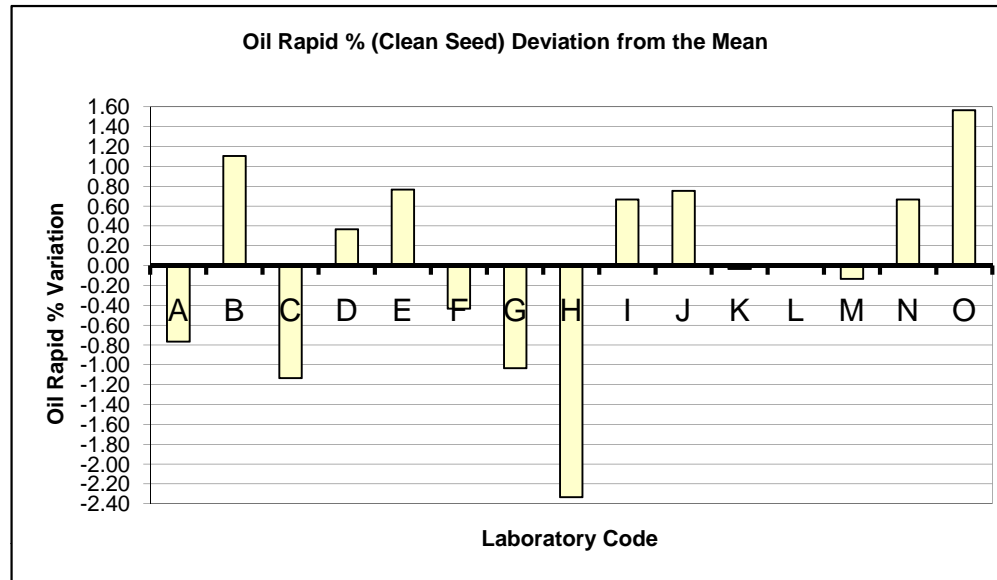


Impurities		
Lab	Result	Mean
A	3.40	0.17
B		
C	2.30	-0.93
D	4.10	0.87
E	2.75	-0.48
F	3.30	0.07
G	1.80	-1.43
H	3.10	-0.13
I	2.70	-0.53
J	3.75	0.52
K	4.00	0.77
L	3.20	-0.03
M	3.70	0.47
N	3.94	0.71
O		
MEAN	3.23	
STDEV	0.70	

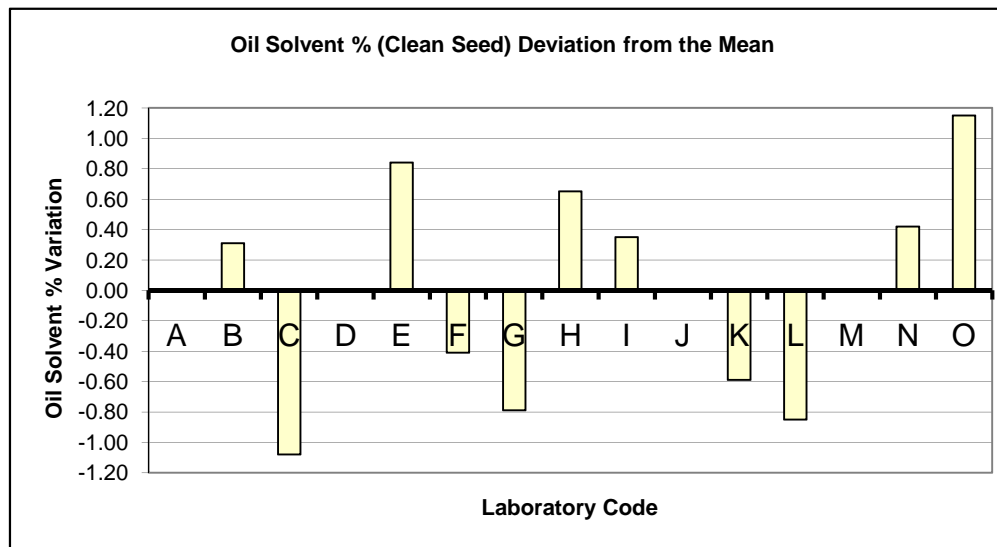


**AOF Test Check Program JUNE 2006/2007
Sample Number 8 Summary**

Oil Rapid % (Clean Seed)		
Lab	Result	Mean
A	35.87	-0.77
B	37.74	1.10
C	35.50	-1.14
D	37.00	0.36
E	37.40	0.76
F	36.20	-0.44
G	35.60	-1.04
H	34.30	-2.34
I	37.30	0.66
J	37.39	0.75
K	36.60	-0.04
L		
M	36.50	-0.14
N	37.30	0.66
O	38.20	1.56
MEAN	36.64	
STDEV	1.05	

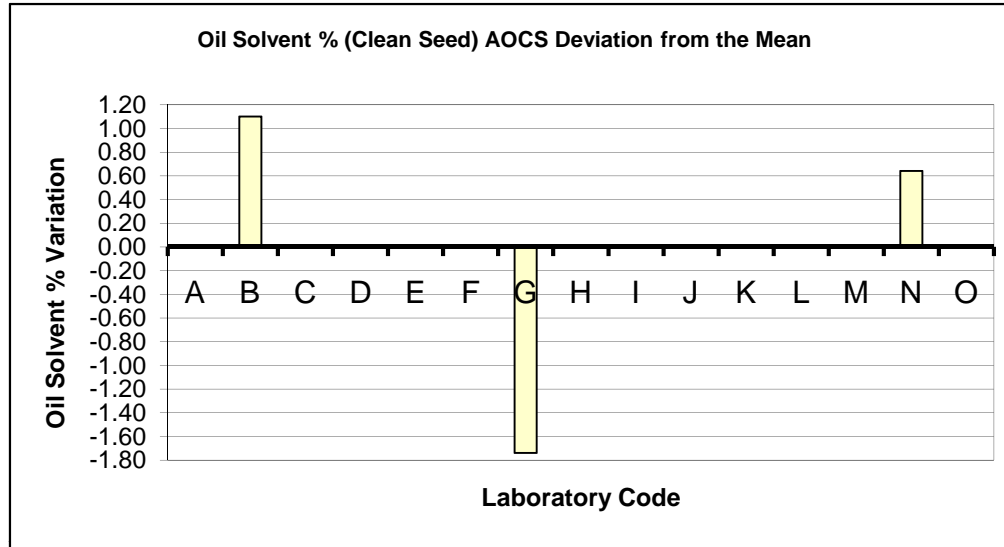


Oil Solvent % (Clean Seed)		
Lab	Result	Mean
A		
B	37.06	0.31
C	35.67	-1.08
D		
E	37.59	0.84
F	36.34	-0.41
G	35.96	-0.79
H	37.4	0.65
I	37.1	0.35
J		
K	36.16	-0.59
L	35.90	-0.85
M		
N	37.17	0.42
O	37.90	1.15
MEAN	36.75	
STDEV	0.77	

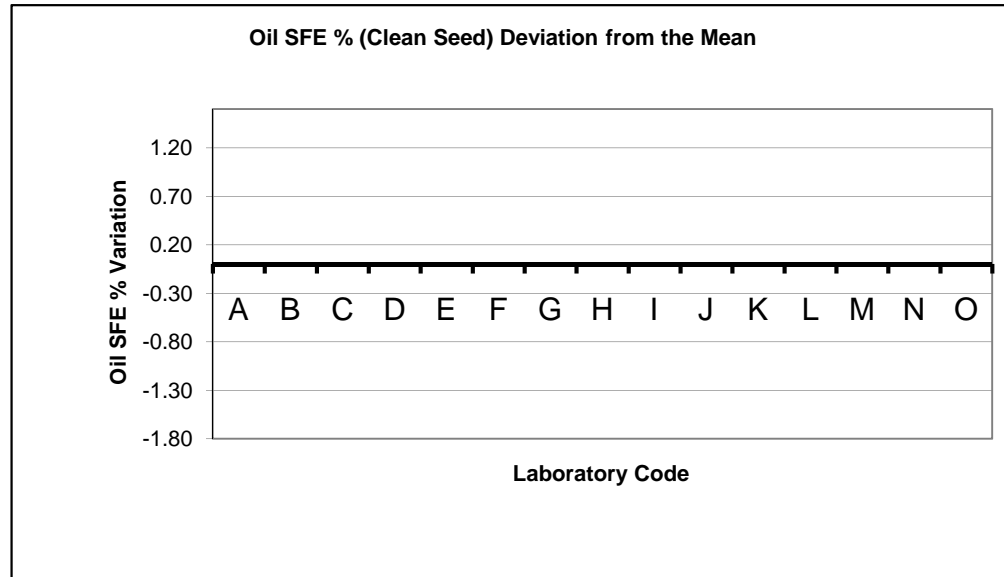


**AOF Test Check Program JUNE 2006/2007
Sample Number 8 Summary**

Oil Solvent % (Clean Seed) AOCS		
Lab	Result	Mean
A		
B	37.83	1.10
C		
D		
E		
F		
G	34.99	-1.74
H		
I		
J		
K		
L		
M		
N	37.37	0.64
O		
MEAN	36.73	
STDEV	1.52	

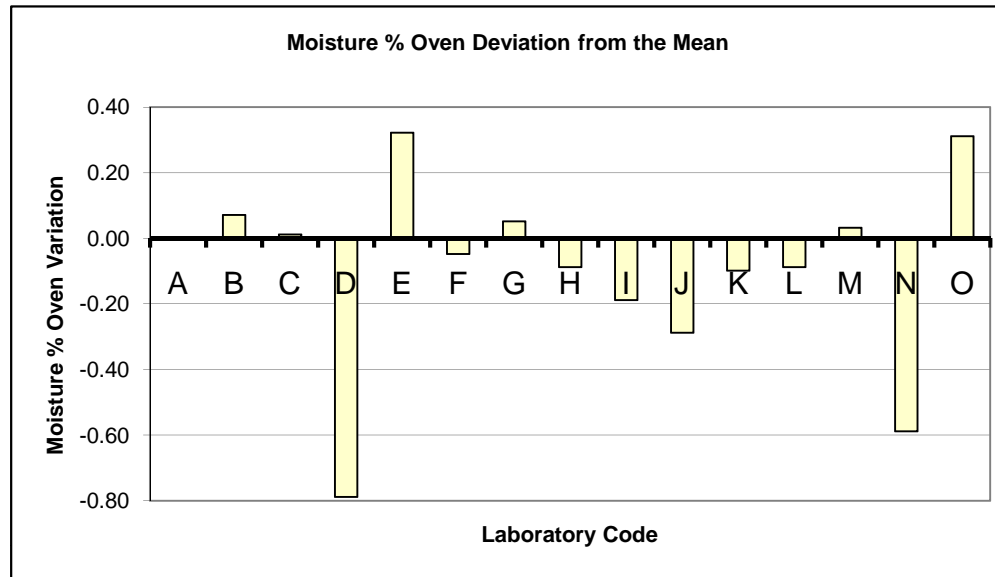


Oil % SFE (Clean Seed)		
Lab	Result	Mean
A		
B		
C		
D		
E		
F		
G		
H		
I		
J	35.44	0.00
K		
L		
M		
N		
O		
MEAN	35.44	
STDEV	#DIV/0!	

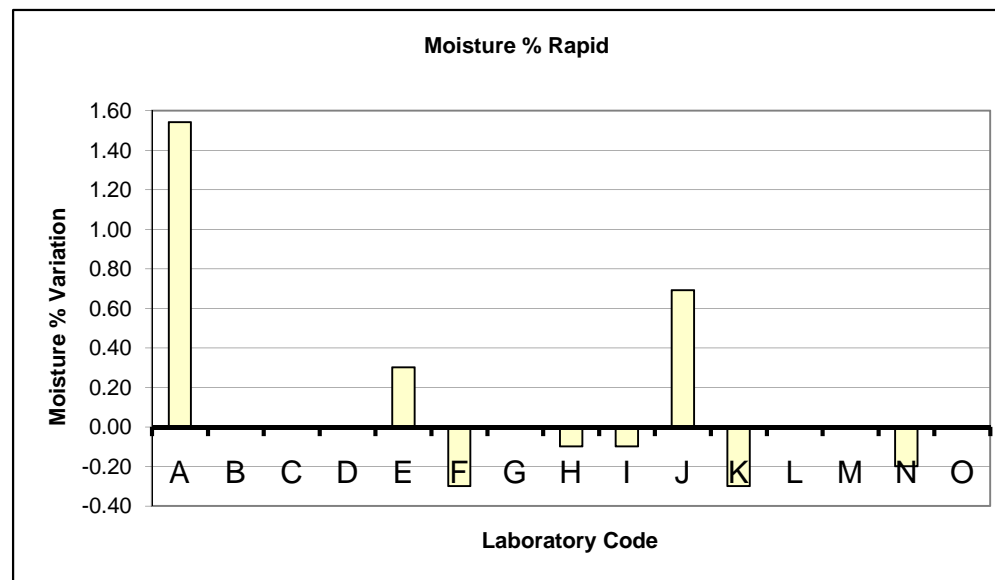


**AOF Test Check Program JUNE 2006/2007
Sample Number 8 Summary**

Moisture % Oven		
Lab	Result	Mean
A		
B	6.86	0.07
C	6.80	0.01
D	6.00	-0.79
E	7.11	0.32
F	6.74	-0.05
G	6.84	0.05
H	6.70	-0.09
I	6.60	-0.19
J	6.50	-0.29
K	6.69	-0.10
L	6.70	-0.09
M	6.82	0.03
N	6.20	-0.59
O	7.10	0.31
MEAN	6.79	
STDEV	0.18	

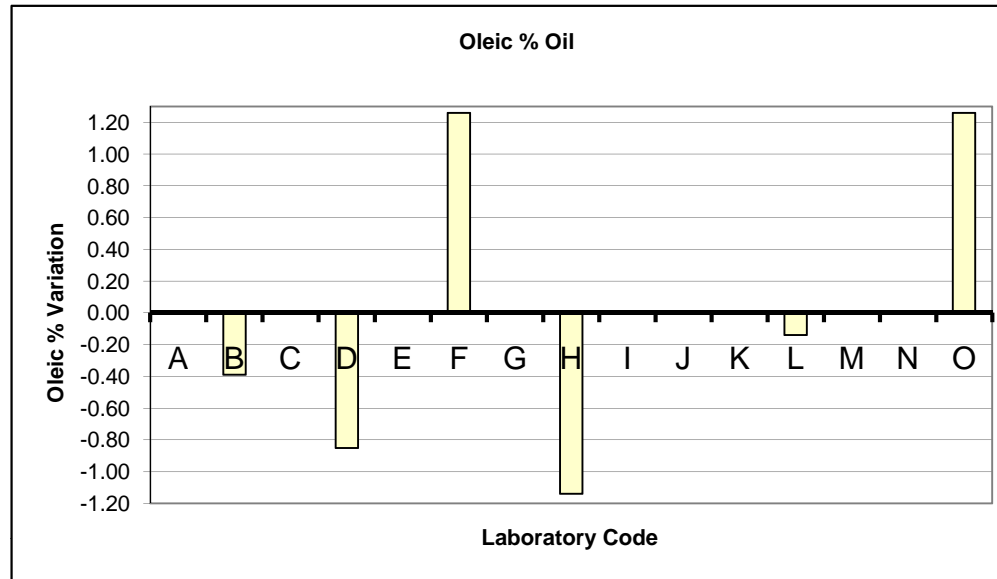


Moisture % Rapid		
Lab	Result	Mean
A	8.44	1.54
B		
C		
D		
E	7.20	0.30
F	6.60	-0.30
G		
H	6.80	-0.10
I	6.80	-0.10
J	7.59	0.69
K	6.60	-0.30
L		
M	6.90	0.00
N	6.70	-0.20
O		
MEAN	6.90	
STDEV	0.34	

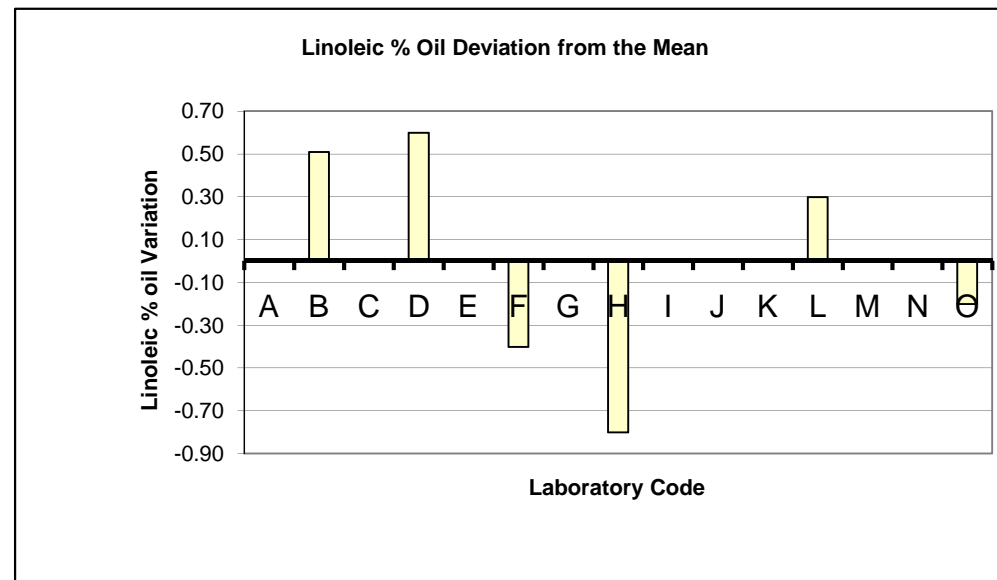


**AOF Test Check Program JUNE 2006/2007
Sample Number 8 Summary**

Oleic % Oil		
Lab	Result	Mean
A		
B	58.85	-0.39
C		
D	58.39	-0.85
E		
F	60.50	1.26
G		
H	58.10	-1.14
I		
J		
K		
L	59.10	-0.14
M		
N		
O	60.50	1.26
MEAN	59.24	
STDEV	1.04	



Linoleic % oil		
Lab	Result	Mean
A		
B	20.81	0.51
C		
D	20.90	0.60
E		
F	19.90	-0.40
G		
H	19.50	-0.80
I		
J		
K		
L	20.60	0.30
M		
N		
O	20.10	-0.20
MEAN	20.30	
STDEV	0.56	



**AOF Test Check Program JUNE 2006/2007
Sample Number 8 Summary**

Free Fatty Acid % of Oil		
Lab	Result	Mean
A		
B	1.05	-0.20
C		
D	1.15	-0.10
E	1.47	0.22
F	1.31	0.06
G	1.87	0.62
H	0.83	-0.42
I		
J		
K	0.39	-0.86
L	1.08	-0.17
M		
N		
O		
MEAN	1.25	
STDEV	0.34	

