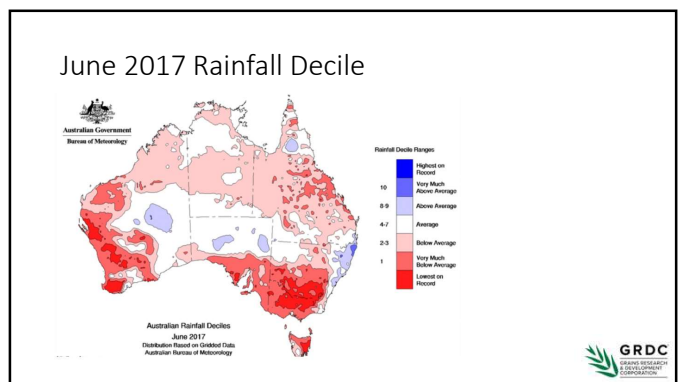
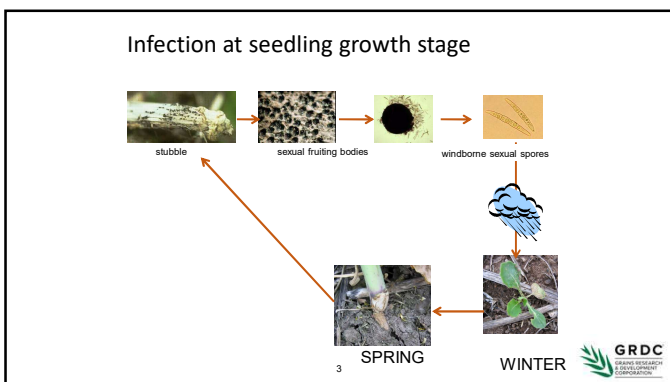
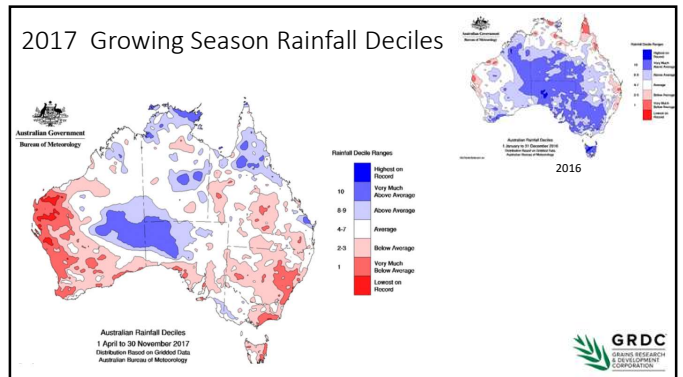


Blackleg severity in 2017

Logos: marcroft GRAINS PATHOLOGY, Department of Primary Industries and Regional Development, NSW GOVERNMENT, Department of Primary Industries, CSIRO, SARDI, THE UNIVERSITY OF MELBOURNE, GRDC GRAINS RESEARCH & DEVELOPMENT CORPORATION



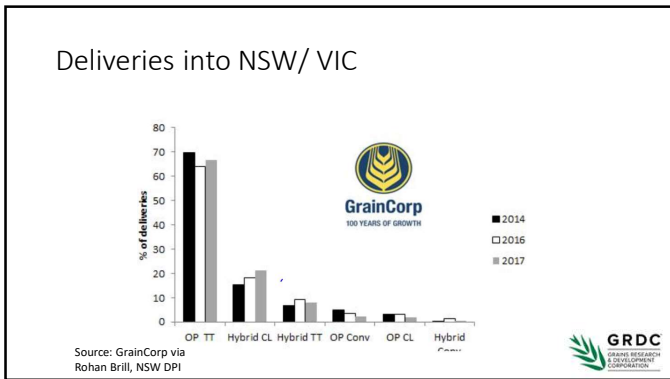
Blackleg Monitoring - NSW 2016

| NSW | Resistance groups | | | | | | | | |
|-------------|-------------------|-------|-------|-------|-------|-------|-------|-------|-------|
| | A | B | C | AD | ABD | BF | H | ABDF | S |
| BECKOM | Red | Green | Green | Green | Green | Green | Green | Green | Green |
| BELLATA | Red | Green | Green | Green | Green | Green | Green | Green | Green |
| CCOTAMUNDRA | Red | Green | Green | Green | Green | Green | Green | Green | Green |
| CUDAL | No data | Green | Green | Green | Green | Green | Green | Green | Green |
| GEROGERY | Red | Green | Green | Green | Green | Green | Green | Green | Green |
| GOULBURN | Red | Green | Green | Green | Green | Green | Green | Green | Green |
| GRENFELL | Red | Green | Green | Green | Green | Green | Green | Green | Green |
| LOCKHART | Red | Green | Green | Green | Green | Green | Green | Green | Green |
| MULLALEY | Red | Green | Green | Green | Green | Green | Green | Green | Green |
| PARKES | Red | Green | Green | Green | Green | Green | Green | Green | Green |
| WAGGA WAGGA | Red | Green | Green | Green | Green | Green | Green | Green | Green |

<http://www.mvtonline.com.au/wp-content/uploads/2016/12/Australian-blackleg-monitoring-sites-for-2016u.pdf>

Blackleg monitoring - NSW 2017

| Sites | Resistance group | | | | | | | |
|-------------|------------------|---------|---------|----------|-----------|------------|----------|----------|
| | Group A | Group B | Group C | Group AD | Group ABD | Group ABDF | Group BF | Group AS |
| NSW | Red | Green | Green | Green | Green | Green | Green | Green |
| Beckom | Red | Green | Green | Green | Green | Green | Green | Green |
| Bellata | Red | Green | Green | Green | Green | Green | Green | Green |
| Cootamundra | Red | Green | Green | Green | Green | Green | Green | Green |
| Cudal | Red | Green | Green | Green | Green | Green | Green | Green |
| Gerogery | Red | Green | Green | Green | Green | Green | Green | Green |
| Grenfell | Red | Green | Green | Green | Green | Green | Green | Green |
| Lockhart | Red | Green | Green | Green | Green | Green | Green | Green |
| Mullaley | Red | Green | Green | Green | Green | Green | Green | Green |
| Parkes | Red | Green | Green | Green | Green | Green | Green | Green |
| Tamworth | Red | Green | Green | Green | Green | Green | Green | Green |
| Wagga Wagga | Red | Green | Green | Green | Green | Green | Green | Green |



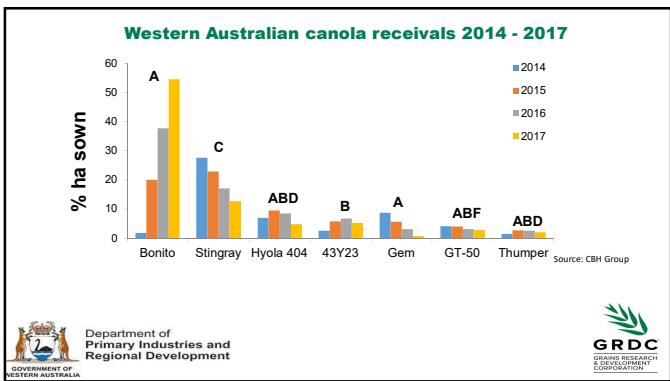
- ### Canola receipts into GrainCorp system 2016
1. ATR Bonito 25.8% - GROUP A
 2. ATR Gem 18.1% - GROUP A
 3. ATR Wahoo 7.1% - GROUP A
 4. ATR Stingray 6.1% - GROUP C
 5. 44Y89 CL 5.7% - GROUP BC
 6. Hyola 559TT 5.1% - GROUP ABD
 7. Garnet 3.1% - GROUP A
 8. Hyola 650TT 2.9% - GROUP ABD
 9. Crusher TT 2.8% - GROUP A
 10. 45Y88 CL 2.4% - GROUP A
- Source: GrainCorp via Rohan Brill, NSW DPI

Blackleg monitoring – Victoria 2017

| Vic | Resistance group | | | | | | | |
|------------|------------------|---------|---------|----------|-----------|------------|----------|----------|
| | Group A | Group B | Group C | Group AD | Group ABD | Group ABDF | Group BF | Group AS |
| Charlton | Green | Red | Green | Green | Green | Green | Red | Green |
| Diggora | Red | Green | Green | Green | Green | Green | Green | Green |
| Cavendish | Green | Green | Green | Green | Green | Green | Green | Green |
| Kaniva | Green | Red | Green | Green | Green | Green | Red | Green |
| Minyip | Green | Green | Green | Green | Green | Green | Green | Green |
| Streatham | Green | Green | Green | Red | Green | Green | Green | Green |
| Wunghnu | Green | Green | Green | Green | Green | Green | Green | Green |
| Narrawonga | Red | Red | Yellow | Green | Green | Green | Red | Yellow |


Blackleg monitoring - South Australia 2017

| Sites SA | Resistance group | | | | | | | |
|-------------|------------------|---------|---------|----------|-----------|------------|----------|----------|
| | Group A | Group B | Group C | Group AD | Group ABD | Group ABDF | Group BF | Group AS |
| Arthurton | Red | Green | Green | Green | Green | Green | Green | Green |
| Bordertown | Red | Green | Green | Red | Green | Green | Red | Red |
| Cummins | Red | Green | Green | Green | Green | Green | Green | Green |
| Frances | Red | Green | Green | Green | Green | Green | Red | Green |
| Mt Hope | Red | Green | Green | Green | Green | Green | Green | Green |
| Riverton | Red | Green | Green | Red | Green | Green | Green | Green |
| Spalding | Red | Green | Green | Red | Green | Green | Green | Green |
| Turretfield | Red | Green | Green | Green | Green | Green | Red | Red |
| Wangary | Red | Green | Green | Green | Green | Green | Green | Green |
| Weelanna | Red | Green | Green | Green | Green | Green | Green | Green |




Western Australian 2017 SABL0D sites

| | Resistance group | | | | | | | |
|---------------|------------------|---------|---------|----------|-----------|------------|----------|----------|
| | Group A | Group B | Group C | Group AD | Group ABD | Group ABDF | Group BF | Group AS |
| WA | | | | | | | | |
| Corrigin | | | | | | | | |
| Dandaragan | Droughted | | | | | | | |
| Gibson | | | | | | | | |
| Katanning | | | | | | | | |
| Kendenu | | | | | | | | |
| Kojonup | | | | | | | | |
| Sth Stirlings | Waterlogged | | | | | | | |
| Williams | | | | | | | | |



Department of
Primary Industries and
Regional Development



Blackleg Severity in 2017



- Lower severity year for internal infection across Australia
- Group A cultivars continue to be widely grown across all canola growing areas in Australia.
- High pressure on Group A resistance





