



AOF Test Check Program Monthly Report

Round 7

May 2007

9/5/2007 – 6/6/2007

Result Reveal Dates

	MAY
Lab Code	Round 7
A	10-May-07
M	11-May-07
K	23-May-07
N	23-May-07
L	28-May-07
G	30-May-07
D	31-May-07
E	31-May-07
J	31-May-07
H	01-Jun-07
I	04-Jun-07
O	04-Jun-07
B	05-Jun-07
F	07-Jun-07
C	12-Jun-07

*Just a reminder all to get results in promptly

Discussion of Results**Test Weight**

Lab A produced an outlier of 1.64 in round 7, showing a significant jump from the previous round where a difference of 0.52 was submitted. Results from labs B and J also displayed an increase of 0.22 from the mean to submit differences of 0.44 and 0.84 respectively. Labs M, E, F, H and O submitted results at least 0.26 closer to the mean this round with the latter four producing differences within +/-0.20 from the mean. Lab K also submitted closer to the mean however still produced one of the lowest results for Test Weight with a difference of -0.68 for round 7. Well done to lab N who was able to achieve the mean this round.

Impurities

Round 7 saw a high degree of variation with six out of the thirteen participating labs submitting differences of over 1.00%. As a result, a high standard deviation of 1.02 was produced compared to 0.53 previously. Lab N submitted the highest result with a mean difference of 1.54 whilst lab C submitted the lowest result with a mean difference of -1.57.



AOF Test Check Program Monthly Report

Round 7

May 2007

9/5/2007 – 6/6/2007

Oil Rapid

Results for Oil Rapid also saw a high degree of variation with four of the fourteen participating labs submitting differences of over 1.00%. Labs E, G and H produced the more noteworthy differences of 1.81, -1.71 and -2.11. Note that Oil Rapid results for lab H are once again considerably lower than that received for Oil Solvent with a difference of 2.5% separating the two methods. A significant difference is seen for lab C with a change from 0.87 to -0.66.

Oil Solvent

Greater variation between labs was also seen for Oil Solvent producing a standard deviation of 1.28 compared to 0.97 in round 6. Labs E and G submitted results significantly far from the mean with differences of 2.22 and -2.27. A significant difference is seen for lab B with a change from -0.55 to 1.14. Lab C showed a change from 0.87 to -0.67 which is nearly identical to the changes seen for Oil Rapid for the lab.

Oil Solvent (AOCS Method Am 2-93)

Lab G submitted the greatest difference this round of -0.87. Note that a difference of 1.65% also separates results for Clean Oil Solvent and the AOCS method for lab G.

Oil SFE

Only one result recording 37.25% oil from lab J was submitted for Oil SFE. A difference of 0.71 separates results for Oil SFE and Oil Rapid for the lab.

Moisture Oven

Lab N once again produced the lowest result for Moisture Oven with a difference of -0.61 and was omitted from the mean and standard deviation. Labs E and H drifted further from the mean with differences of 0.38 and 0.29 compared to 0.18 and 0.05 previously. After producing its only outlier for the year of 0.55 in round 6, lab C has improved this round to submit a mean difference of 0.17.

Moisture Rapid

Lab J showed an increase of 0.29% this round to submit the highest result with a mean difference of 0.80. Note that a difference of 0.99% separates results for Moisture Oven and Moisture Rapid from lab J with Moisture Rapid being the higher value. Lab B also drifted further from the mean to submit -0.39 compared to -0.11 previously. Lab K continues to submit significantly low results with mean differences of around -0.40 produced in the last 3 rounds. Well done to lab F who continues to generate accurate results to submit a difference of -0.04 this round.



ABB Grain Ltd ABN 59 084 962 130

AOF Test Check Program Monthly Report

Round 7

May 2007

9/5/2007 – 6/6/2007

Oleic Oil

Lab H once again produced a major outlier with a difference of -2.98 and was omitted from the mean and standard deviation. Labs F and L drifted further from the mean submitting differences of 0.82 and -0.88 compared to -0.11 and -0.61 previously. Lab B continues to submit relatively low results with differences of -0.81 and -0.71 produced for rounds 6 and 7. Improvement is seen for lab O to produce a mean difference of 0.42 compared to 1.19 previously.

Linoleic Oil


After producing an outlier recording -1.72 in the previous round, lab H has improved to submit a difference of 0.27. Lab G continues to submit relatively high results with differences of around 0.50% produced in rounds 6 and 7. On the other end of the scale, lab O continues to submit results significantly lower than the mean with differences of around -0.50%. Lab D also submitted a low result with a difference of -0.65 this round.

Free Fatty Acid

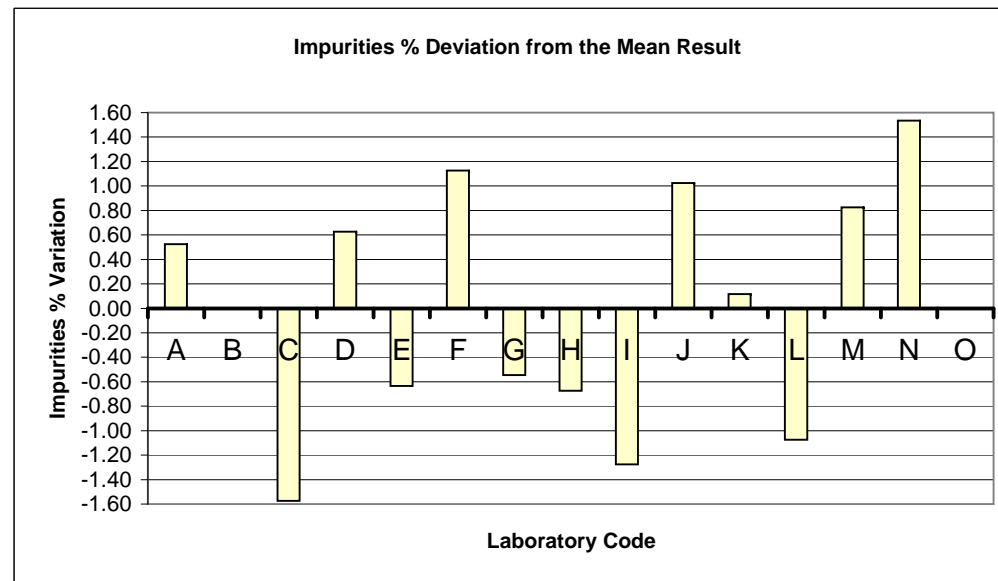
Lab K showed a significant drop from the mean to submit a difference of -0.53 compared to -0.07 previously. Results from lab F remained on the higher end of the scale with a difference of 0.59 submitted for this round. Lab C and E improved this round to submit the most accurate results with differences of -0.02 and -0.03.

**AOF Test Check Program MAY 2006/2007
Sample Number 7 Summary**

Test Weight kg/hl		
Lab	Result	Mean
A	69.20	1.64
B	68.00	0.44
C		
D		
E	67.60	0.04
F	67.70	0.14
G		
H	67.50	-0.06
I	67.30	-0.26
J	68.40	0.84
K	66.88	-0.68
L		
M	67.24	-0.32
N	67.56	0.00
O	67.40	-0.16
MEAN	67.56	
STDEV	0.42	

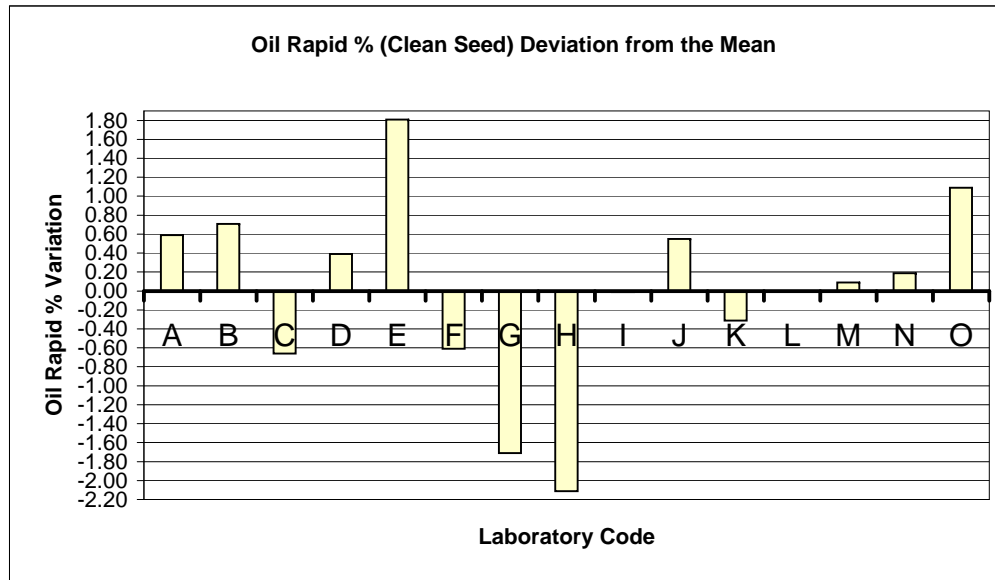


Impurities		
Lab	Result	Mean
A	3.90	0.53
B		
C	1.80	-1.57
D	4.00	0.63
E	2.74	-0.63
F	4.50	1.13
G	2.83	-0.54
H	2.70	-0.67
I	2.10	-1.27
J	4.40	1.03
K	3.49	0.12
L	2.30	-1.07
M	4.20	0.83
N	4.91	1.54
O		
MEAN	3.37	
STDEV	1.02	

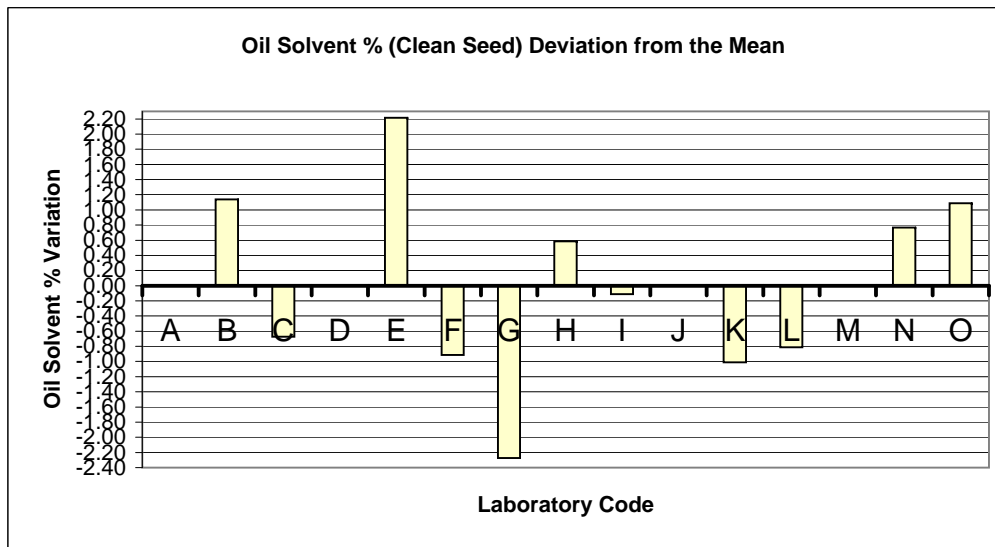


**AOF Test Check Program MAY 2006/2007
Sample Number 7 Summary**

Oil Rapid % (Clean Seed)		
Lab	Result	Mean
A	38.00	0.59
B	38.12	0.71
C	36.75	-0.66
D	37.80	0.39
E	39.22	1.81
F	36.80	-0.61
G	35.70	-1.71
H	35.30	-2.11
I	37.40	-0.01
J	37.96	0.55
K	37.10	-0.31
L		
M	37.50	0.09
N	37.60	0.19
O	38.50	1.09
MEAN	37.41	
STDEV	1.04	

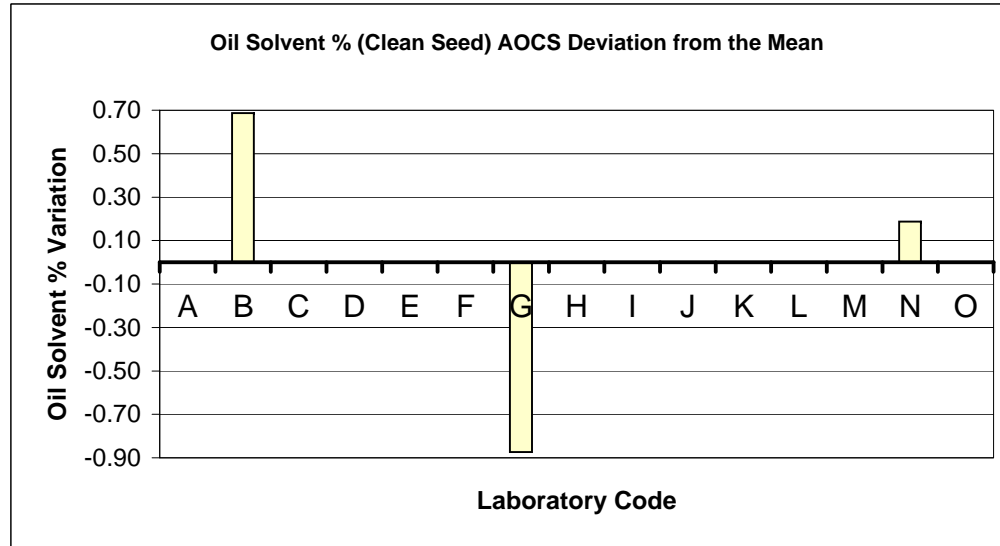


Oil Solvent % (Clean Seed)		
Lab	Result	Mean
A		
B	38.35	1.14
C	36.54	-0.67
D		
E	39.43	2.22
F	36.3	-0.91
G	34.94	-2.27
H	37.8	0.59
I	37.1	-0.11
J		
K	36.2	-1.01
L	36.40	-0.81
M		
N	37.98	0.77
O	38.30	1.09
MEAN	37.21	
STDEV	1.28	

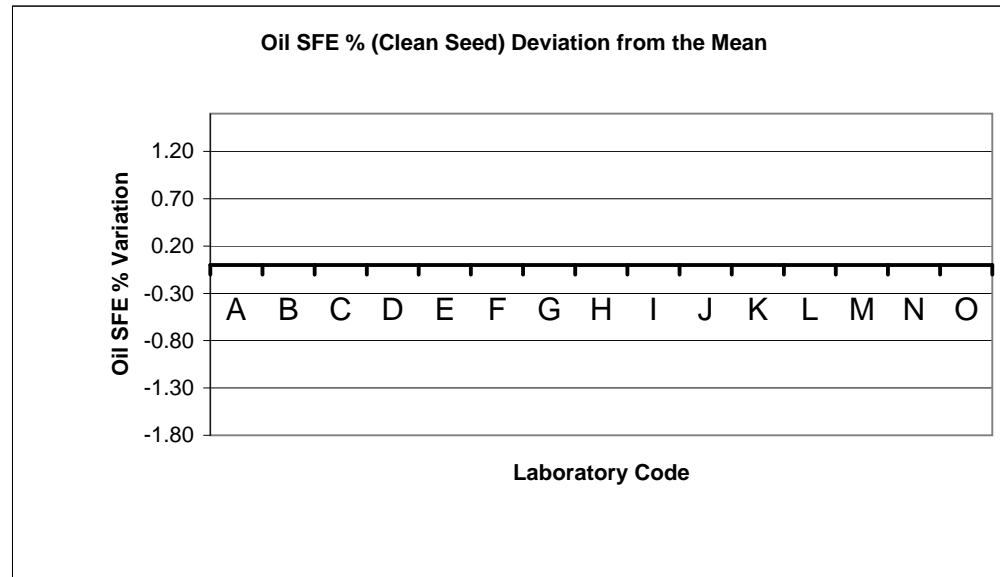


**AOF Test Check Program MAY 2006/2007
Sample Number 7 Summary**

Oil Solvent % (Clean Seed) AOCS		
Lab	Result	Mean
A		
B	38.15	0.69
C		
D		
E		
F		
G	36.59	-0.87
H		
I		
J		
K		
L		
M		
N	37.65	0.19
O		
MEAN	37.46	
STDEV	0.80	

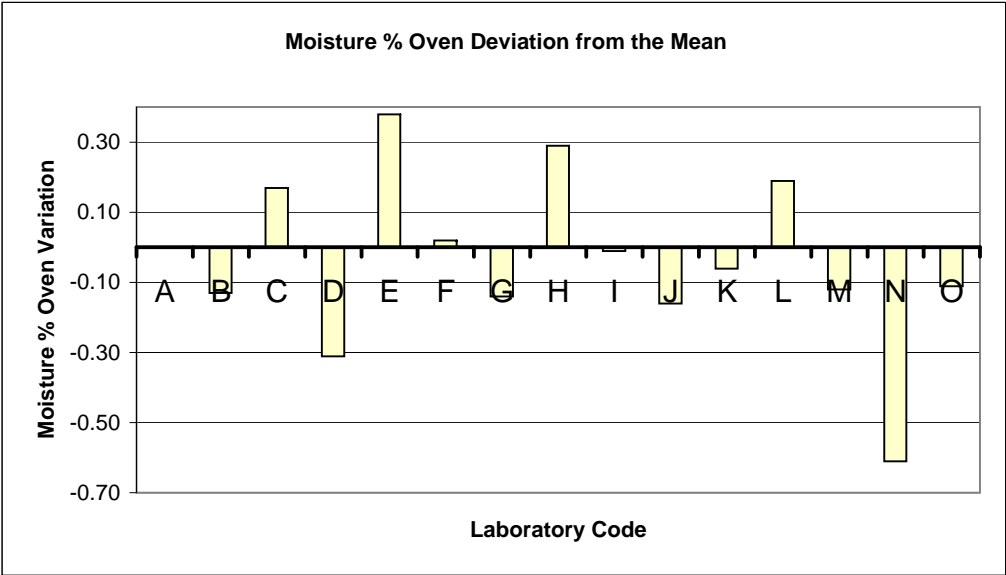


Oil % SFE (Clean Seed)		
Lab	Result	Mean
A		
B		
C		
D		
E		
F		
G		
H		
I		
J	37.25	0.00
K		
L		
M		
N		
O		
MEAN	37.25	
STDEV	#DIV/0!	

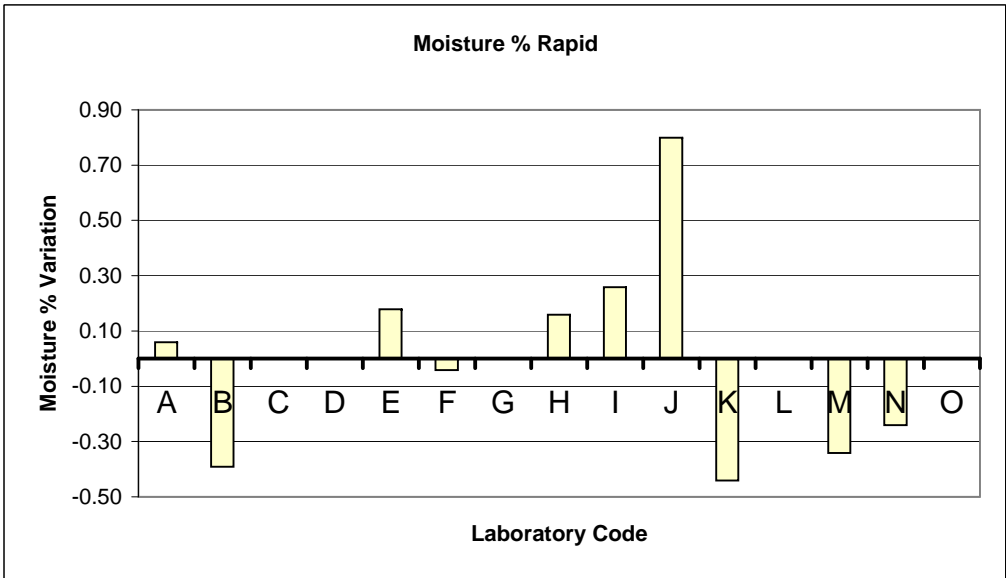


**AOF Test Check Program MAY 2006/2007
Sample Number 7 Summary**

Moisture % Oven		
Lab	Result	Mean
A		
B	6.08	-0.13
C	6.38	0.17
D	5.90	-0.31
E	6.59	0.38
F	6.23	0.02
G	6.07	-0.14
H	6.50	0.29
I	6.20	-0.01
J	6.05	-0.16
K	6.15	-0.06
L	6.40	0.19
M	6.09	-0.12
N	5.60	-0.61
O	6.10	-0.11
MEAN	6.21	
STDEV	0.20	

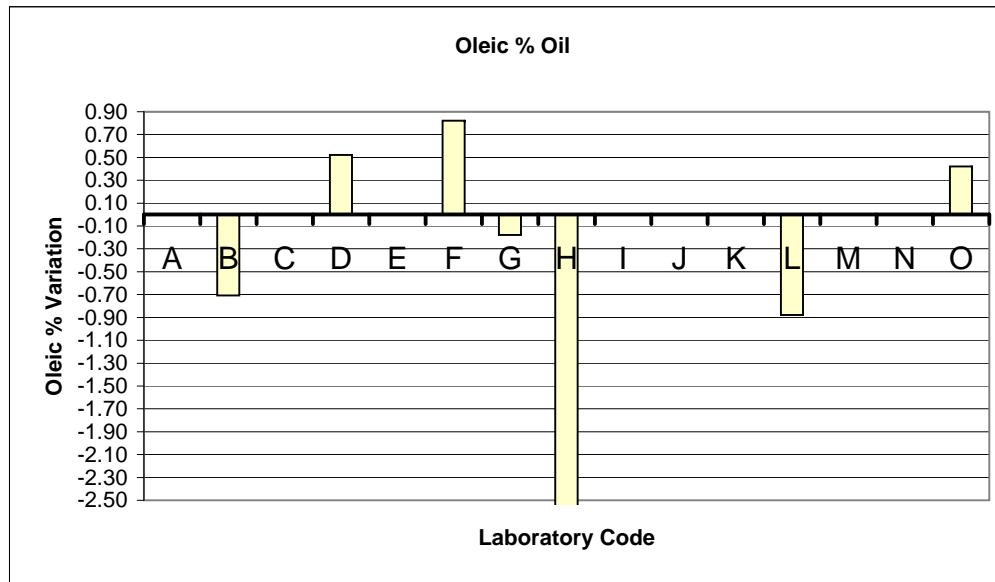


Moisture % Rapid		
Lab	Result	Mean
A	6.30	0.06
B	5.85	-0.39
C		
D		
E	6.42	0.18
F	6.20	-0.04
G		
H	6.40	0.16
I	6.50	0.26
J	7.04	0.80
K	5.80	-0.44
L		
M	5.90	-0.34
N	6.00	-0.24
O		
MEAN	6.24	
STDEV	0.38	

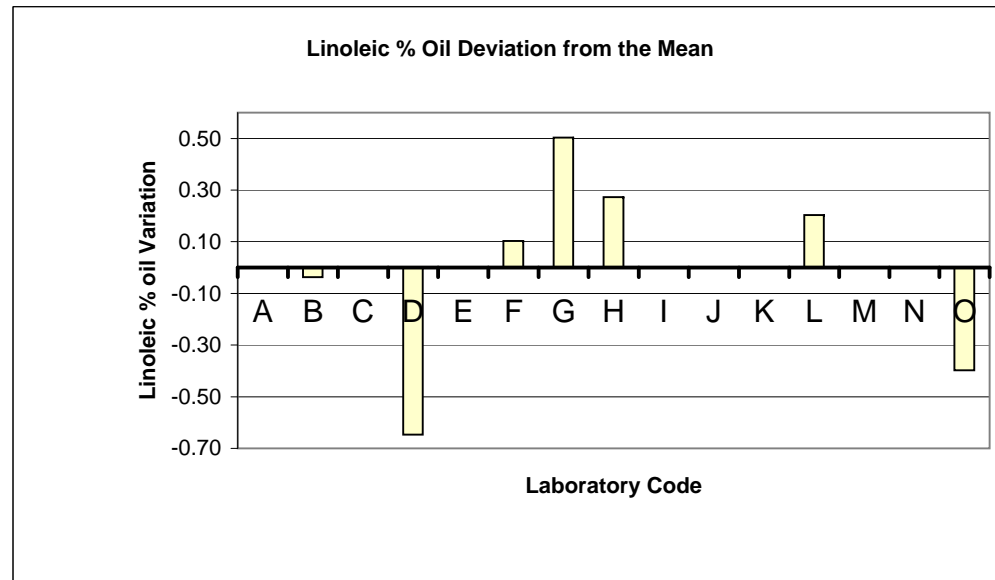


**AOF Test Check Program MAY 2006/2007
Sample Number 7 Summary**

Oleic % Oil		
Lab	Result	Mean
A		
B	58.47	-0.71
C		
D	59.70	0.52
E		
F	60.00	0.82
G	59.00	-0.18
H	56.20	-2.98
I		
J		
K		
L	58.30	-0.88
M		
N		
O	59.60	0.42
MEAN	59.18	
STDEV	0.70	



Linoleic % oil		
Lab	Result	Mean
A		
B	21.46	-0.04
C		
D	20.85	-0.65
E		
F	21.60	0.10
G	22.00	0.50
H	21.77	0.27
I		
J		
K		
L	21.70	0.20
M		
N		
O	21.10	-0.40
MEAN	21.50	
STDEV	0.40	



**AOF Test Check Program MAY 2006/2007
Sample Number 7 Summary**

Free Fatty Acid % of Oil		
Lab	Result	Mean
A		
B	0.47	-0.25
C	0.70	-0.02
D	0.82	0.10
E	0.69	-0.03
F	1.31	0.59
G	1.00	0.28
H	0.40	-0.32
I		
J		
K	0.19	-0.53
L	0.93	0.21
M		
N		
O		
MEAN	0.72	
STDEV	0.34	

