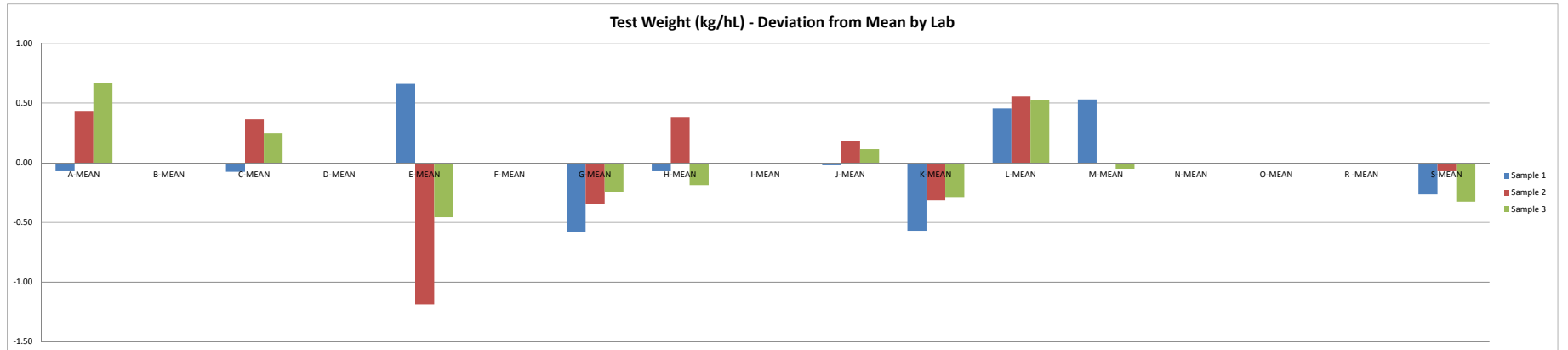


AOF Test Check Program 2020 - Round 2

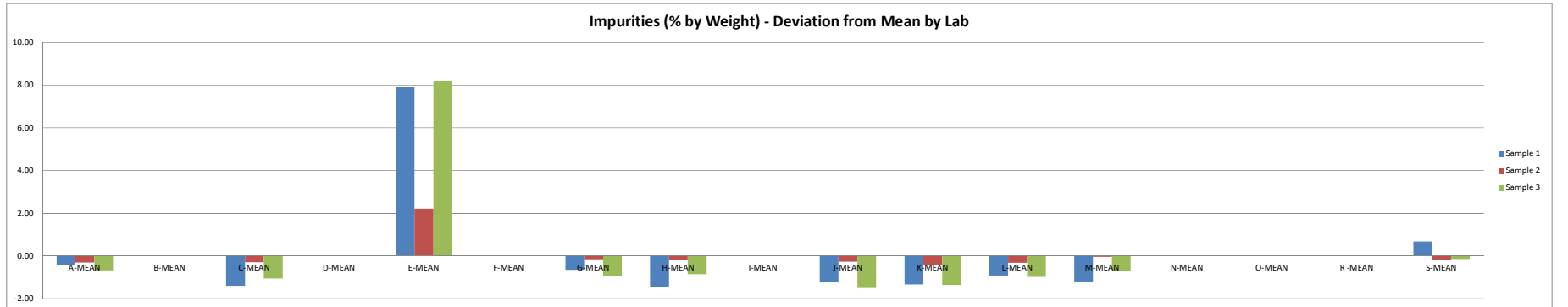
Test Weight (kg/hL)																																				
	A	A-MEAN	B	B-MEAN	C	C-MEAN	D	D-MEAN	E	E-MEAN	F	F-MEAN	G	G-MEAN	H	H-MEAN	I	I-MEAN	J	J-MEAN	K	K-MEAN	L	L-MEAN	M	M-MEAN	N	N-MEAN	O	O-MEAN	R	R-MEAN	S	S-MEAN	STDEV	MEAN
Sample 1	65.00	-0.07			65.00	-0.07			65.73	0.66			64.49	-0.58	65.00	-0.07			65.05	-0.02	64.50	-0.57	65.53	0.46	65.6	0.53							64.81	-0.26	0.43	65.07
Sample 2	67.25	0.43			67.18	0.36			65.63	-1.19			66.47	-0.35	67.20	0.38			67.00	0.18	66.50	-0.32	67.37	0.55									66.75	-0.07	0.55	66.82
Sample 3	66.75	0.66			66.34	0.25			65.63	-0.46			65.84	-0.24	65.90	-0.19			66.20	0.11	65.80	-0.29	66.62	0.53	66.035	-0.05							65.76	-0.33	0.38	66.09
Mean Absolute Difference		0.39				0.23				0.77				0.39		0.21				0.11		0.39		0.51										0.22		
Mean of Difference		0.34				0.18				-0.33				-0.39		0.04				0.09		-0.39		0.51										-0.22		



Test Weight (kg/hL) Z - score																		
	A	B	C	D	E	F	G	H	I	J	K	L	M	N	O	R	S	
Sample 1	-0.16		-0.17		1.53		-1.34	-0.16		-0.05	-1.32	1.06	1.23					-0.62
Sample 2	0.79		0.66		-2.15		-0.63	0.70		0.33	-0.57	1.00						-0.13
Sample 3	1.75		0.66		-1.21		-0.65	-0.49		0.30	-0.76	1.40	-0.14					-0.86

AOF Test Check Program 2020 - Round 2

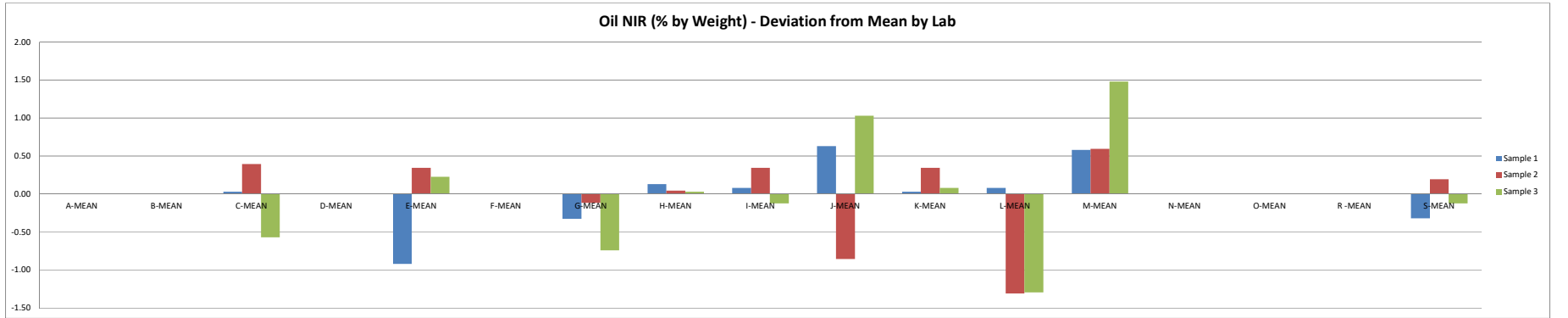
Impurities (% by Weight)																																					
	A	A-MEAN	B	B-MEAN	C	C-MEAN	D	D-MEAN	E	E-MEAN	F	F-MEAN	G	G-MEAN	H	H-MEAN	I	I-MEAN	J	J-MEAN	K	K-MEAN	L	L-MEAN	M	M-MEAN	N	N-MEAN	O	O-MEAN	R	R-MEAN	S	S-MEAN	STDEV	MEAN	
Sample 1	2.30	-0.44			1.34	-1.40			10.66	7.92			2.09	-0.65	1.30	-1.44			1.50	-1.24	1.40	-1.34	1.82	-0.92	1.54	-1.20								3.42	0.68	2.86	2.74
Sample 2	0.75	-0.31			0.77	-0.29			3.28	2.22			0.91	-0.15	0.85	-0.21			0.80	-0.26	0.63	-0.43	0.74	-0.32	1.03	-0.03								0.85	-0.21	0.79	1.06
Sample 3	1.88	-0.67			1.50	-1.05			10.76	8.20			1.61	-0.95	1.70	-0.85			1.05	-1.50	1.20	-1.36	1.57	-0.98	1.86	-0.70								2.42	-0.14	2.91	2.55
Mean Absolute Difference		0.47				0.91				6.12				0.58		0.83				1.00		1.04		0.74		0.64								0.34			
Mean of Difference		-0.47				-0.91				6.12				-0.58		-0.83				-1.00		-1.04		-0.74		-0.64								0.11			



Impurities (% by Weight) Z - score																	
	A	B	C	D	E	F	G	H	I	J	K	L	M	N	O	R	S
Sample 1	-0.15		-0.49		2.77		-0.23	-0.50		-0.43	-0.47	-0.32	-0.42				0.24
Sample 2	-0.39		-0.37		2.82		-0.20	-0.27		-0.33	-0.54	-0.41	-0.04				-0.27
Sample 3	-0.23		-0.36		2.82		-0.33	-0.29		-0.52	-0.47	-0.34	-0.24				-0.05

AOF Test Check Program 2020 - Round 2

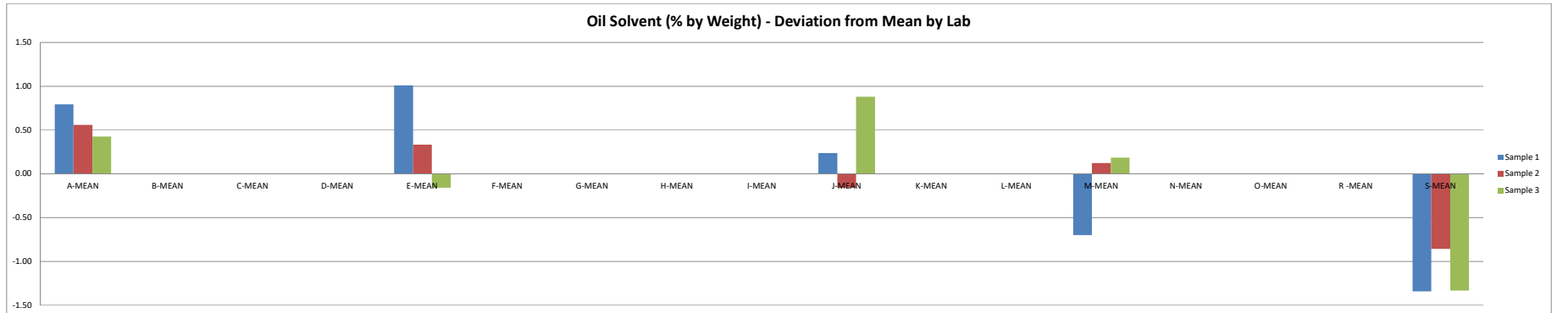
Oil NIR (% by Weight)																																				
	A	A-MEAN	B	B-MEAN	C	C-MEAN	D	D-MEAN	E	E-MEAN	F	F-MEAN	G	G-MEAN	H	H-MEAN	I	I-MEAN	J	J-MEAN	K	K-MEAN	L	L-MEAN	M	M-MEAN	N	N-MEAN	O	O-MEAN	R	R-MEAN	S	S-MEAN	STDEV	MEAN
Sample 1					45.80	0.03			44.85	-0.92			45.45	-0.32	45.90	0.13	45.85	0.08	46.40	0.63	45.80	0.03	45.85	0.08	46.35	0.58							45.45	-0.32	0.45	45.77
Sample 2					49.65	0.40			49.60	0.35			49.14	-0.11	49.30	0.05	49.60	0.35	48.40	-0.85	49.60	0.35	47.95	-1.31	49.85	0.60							49.45	0.20	0.61	49.25
Sample 3					40.30	-0.57			41.10	0.23			40.13	-0.74	40.90	0.03	40.75	-0.12	41.90	1.03	40.95	0.08	39.58	-1.30	42.35	1.48							40.75	-0.12	0.81	40.87
Mean Absolute Difference						0.33				0.50				0.39		0.07		0.18		0.84		0.15		0.89		0.89								0.21		
Mean of Difference						-0.05				-0.11				-0.39		0.07		0.10		0.27		0.15		-0.84		0.89							-0.08			



Oil NIR (% by Weight) Z - score																	
	A	B	C	D	E	F	G	H	I	J	K	L	M	N	O	R	S
Sample 1				0.07		-2.05		-0.72	0.29	0.18	1.40	0.07	0.18	1.29			-0.71
Sample 2				0.65		0.57		-0.19	0.08	0.57	-1.40	0.57	-2.14	0.98			0.32
Sample 3				-0.71		0.28		-0.92	0.04	-0.15	1.27	0.10	-1.60	1.83			-0.15

AOF Test Check Program 2020 - Round 2

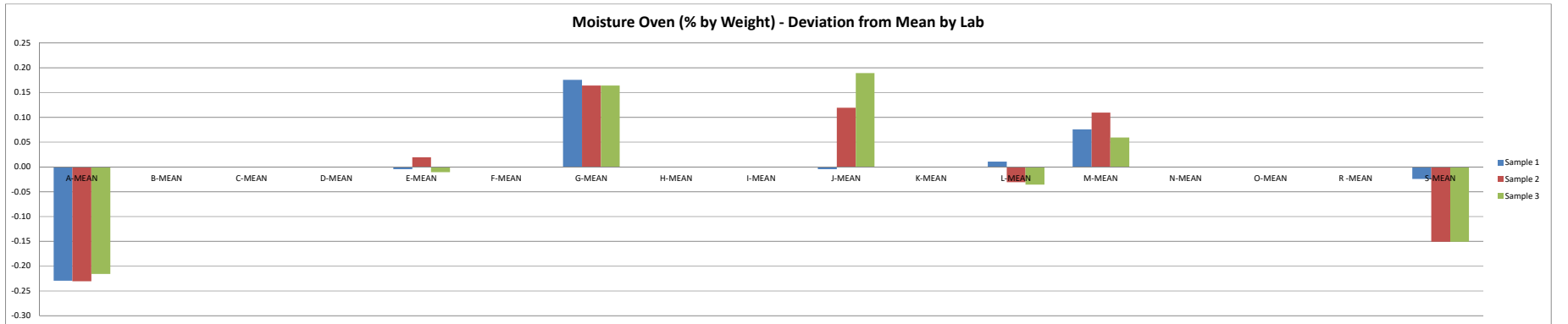
Oil Solvent (% by Weight)																																				
	A	A-MEAN	B	B-MEAN	C	C-MEAN	D	D-MEAN	E	E-MEAN	F	F-MEAN	G	G-MEAN	H	H-MEAN	I	I-MEAN	J	J-MEAN	K	K-MEAN	L	L-MEAN	M	M-MEAN	N	N-MEAN	O	O-MEAN	R	R-MEAN	S	S-MEAN	STDEV	MEAN
Sample 1	46.36	0.79						46.57	1.01										45.80	0.24					44.86	-0.70							44.22	-1.34	1.00	45.56
Sample 2	49.47	0.56						49.24	0.33										48.75	-0.16					49.03	0.12							48.05	-0.86	0.55	48.91
Sample 3	41.05	0.43						40.46	-0.16										41.50	0.88					40.81	0.19							39.29	-1.33	0.84	40.62
Mean Absolute Difference		0.59							0.50											0.43						0.34								1.18		
Mean of Difference		0.59							0.39											0.32						-0.13								-1.18		



Oil Solvent (% by Weight) Z - score																	
	A	B	C	D	E	F	G	H	I	J	K	L	M	N	O	R	S
Sample 1	0.79				1.01						0.24			-0.70			-1.34
Sample 2	1.02				0.61						-0.29			0.22			-1.57
Sample 3	0.51				-0.19					1.05				0.22			-1.60

AOF Test Check Program 2020 - Round 2

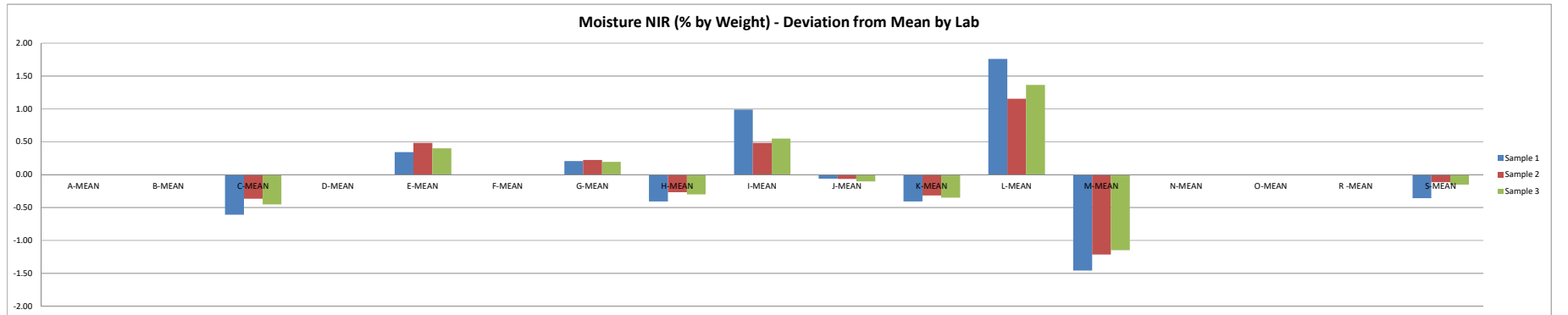
Moisture Oven (% by Weight)																																				
	A	A-MEAN	B	B-MEAN	C	C-MEAN	D	D-MEAN	E	E-MEAN	F	F-MEAN	G	G-MEAN	H	H-MEAN	I	I-MEAN	J	J-MEAN	K	K-MEAN	L	L-MEAN	M	M-MEAN	N	N-MEAN	O	O-MEAN	R	R-MEAN	S	S-MEAN	STDEV	MEAN
Sample 1	3.78	-0.23							4.00	0.00			4.18	0.18					4.00	0.00			4.02	0.01	4.08	0.08							3.98	-0.02	0.12	4.00
Sample 2	4.65	-0.23						4.90	0.02				5.05	0.16					5.00	0.12			4.85	-0.03	4.99	0.11							4.73	-0.15	0.15	4.88
Sample 3	6.50	-0.22						6.70	-0.01				6.88	0.16					6.90	0.19			6.68	-0.04	6.77	0.06							6.56	-0.15	0.15	6.71
Mean Absolute Difference		0.23								0.01				0.17						0.10				0.03		0.08								0.11		
Mean of Difference		-0.23								0.00				0.17						0.10				-0.02		0.08								-0.11		



Moisture Oven (% by Weight) Z - score																	
	A	B	C	D	E	F	G	H	I	J	K	L	M	N	O	R	S
Sample 1	-1.87				-0.04		1.44			-0.04		0.09	0.62				-0.20
Sample 2	-1.56				0.13		1.11			0.81		-0.21	0.74				-1.02
Sample 3	-1.43				-0.07		1.09			1.25		-0.24	0.39				-1.00

AOF Test Check Program 2020 - Round 2

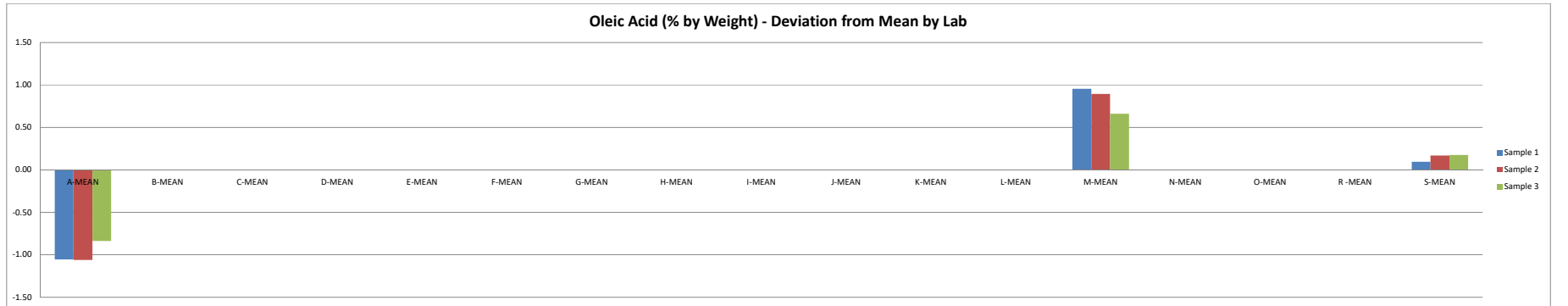
Moisture NIR (% by Weight)																																				
	A	A-MEAN	B	B-MEAN	C	C-MEAN	D	D-MEAN	E	E-MEAN	F	F-MEAN	G	G-MEAN	H	H-MEAN	I	I-MEAN	J	J-MEAN	K	K-MEAN	L	L-MEAN	M	M-MEAN	N	N-MEAN	O	O-MEAN	R	R-MEAN	S	S-MEAN	STDEV	MEAN
Sample 1					3.15	-0.61			4.10	0.34			3.97	0.21	3.35	-0.41	4.75	0.99	3.70	-0.06	3.35	-0.41	5.52	1.76	2.30	-1.46							3.40	-0.36	0.89	3.76
Sample 2					4.20	-0.37			5.05	0.48			4.79	0.22	4.30	-0.27	5.05	0.48	4.50	-0.07	4.25	-0.32	5.72	1.15	3.35	-1.22							4.45	-0.12	0.64	4.57
Sample 3					6.10	-0.45			6.95	0.40			6.75	0.19	6.25	-0.30	7.10	0.55	6.45	-0.10	6.20	-0.35	7.92	1.36	5.40	-1.15							6.40	-0.15	0.68	6.55
Mean Absolute Difference						0.48				0.41				0.21		0.33		0.67		0.08		0.36		1.43		1.28								0.21		
Mean of Difference						-0.48				0.41				0.21		-0.33		0.67		-0.08		-0.36		1.43		-1.28								-0.21		



Moisture NIR (% by Weight) Z - score																		
	A	B	C	D	E	F	G	H	I	J	K	L	M	N	O	R	S	
Sample 1			-0.68		0.38		0.23	-0.46	1.11	-0.07	-0.46	1.97	-1.63					-0.40
Sample 2			-0.57		0.76		0.35	-0.42	0.76	-0.10	-0.50	1.81	-1.91					-0.18
Sample 3			-0.67		0.59		0.29	-0.44	0.81	-0.15	-0.52	2.01	-1.70					-0.22

AOF Test Check Program 2020 - Round 2

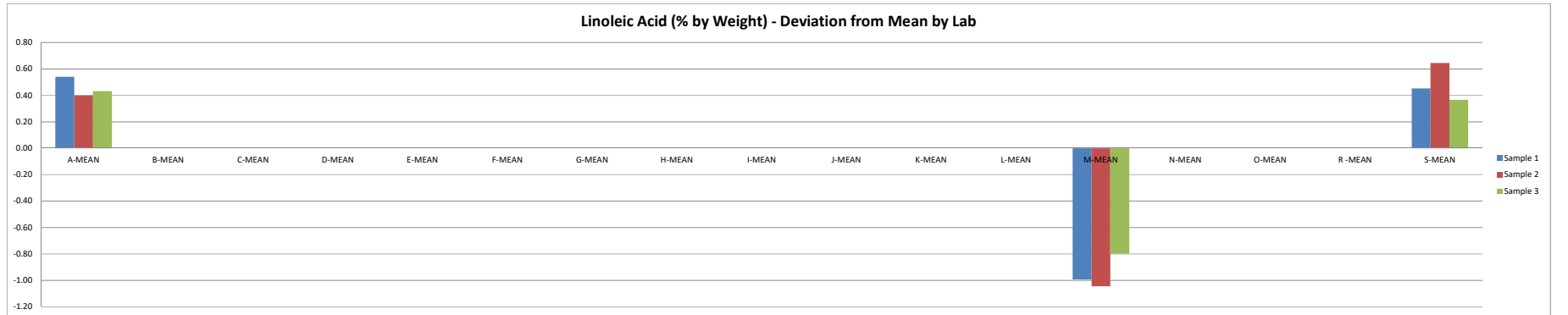
Oleic Acid (% by Weight)																																					
	A	A-MEAN	B	B-MEAN	C	C-MEAN	D	D-MEAN	E	E-MEAN	F	F-MEAN	G	G-MEAN	H	H-MEAN	I	I-MEAN	J	J-MEAN	K	K-MEAN	L	L-MEAN	M	M-MEAN	N	N-MEAN	O	O-MEAN	R	R-MEAN	S	S-MEAN	STDEV	MEAN	
Sample 1		61.89	-1.05																						63.90	0.96								63.04	0.10	1.01	62.94
Sample 2		61.49	-1.06																						63.44	0.89								62.72	0.17	0.99	62.55
Sample 3		61.34	-0.84																						62.84	0.66								62.36	0.18	0.77	62.18
Mean Absolute Difference			0.98																																0.15		
Mean of Difference			-0.98																																0.15		



Oleic Acid (% by Weight) (% by Weight) Z - score																	
	A	B	C	D	E	F	G	H	I	J	K	L	M	N	O	R	S
Sample 1	-1.04												0.95				0.10
Sample 2	-1.07												0.90				0.17
Sample 3	-1.10												0.86				0.23

AOF Test Check Program 2020 - Round 2

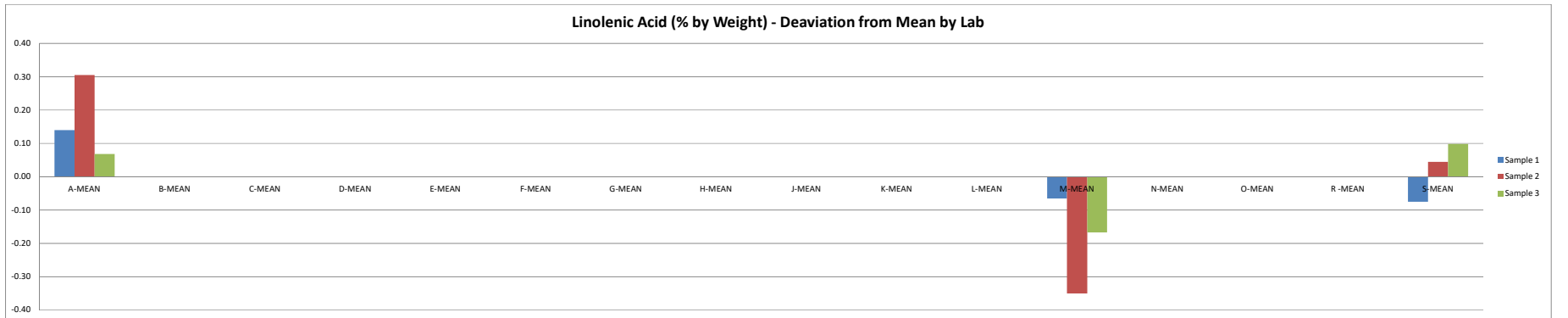
Linoleic Acid (% by Weight)																																					
	A	A-MEAN	B	B-MEAN	C	C-MEAN	D	D-MEAN	E	E-MEAN	F	F-MEAN	G	G-MEAN	H	H-MEAN	I	I-MEAN	J	J-MEAN	K	K-MEAN	L	L-MEAN	M	M-MEAN	N	N-MEAN	O	O-MEAN	R	R-MEAN	S	S-MEAN	STDEV	MEAN	
Sample 1		21.54	0.54																						20.01	-0.99								21.45	0.45	0.86	21.00
Sample 2		21.50	0.40																						20.05	-1.05								21.74	0.65	0.91	21.10
Sample 3		22.99	0.43																						21.36	-0.80								22.53	0.37	0.69	22.16
Mean Absolute Difference			0.46																																0.49		
Mean of Difference			0.46																																0.49		



Linoleic Acid (% by Weight) Z - score																	
	A	B	C	D	E	F	G	H	I	J	K	L	M	N	O	R	S
Sample 1	0.63												-1.15				0.52
Sample 2	0.44												-1.14				0.71
Sample 3	0.62												-1.15				0.53

AOF Test Check Program 2020 - Round 2

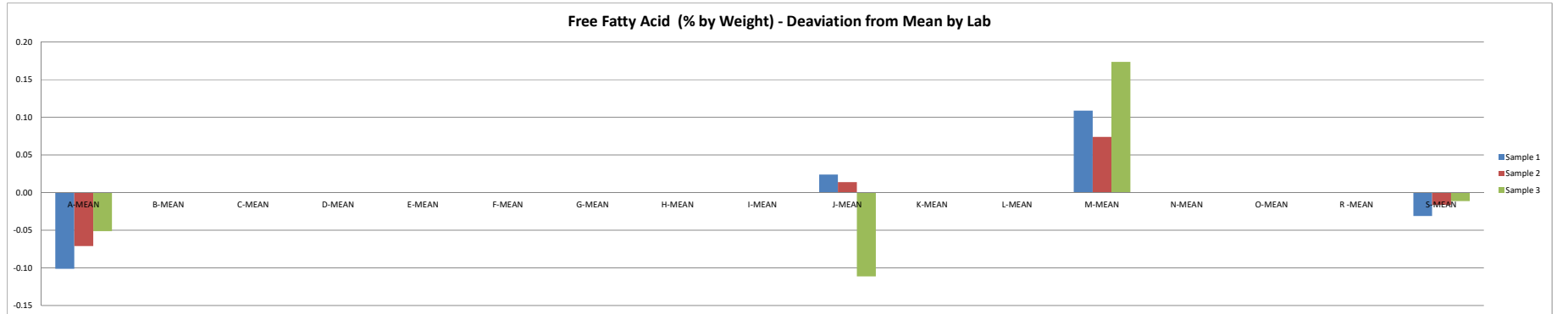
Linolenic Acid (% by Weight)																																				
	A	A-MEAN	B	B-MEAN	C	C-MEAN	D	D-MEAN	E	E-MEAN	F	F-MEAN	G	G-MEAN	H	H-MEAN	I	I-MEAN	J	J-MEAN	K	K-MEAN	L	L-MEAN	M	M-MEAN	N	N-MEAN	O	O-MEAN	R	R-MEAN	S	S-MEAN	STDEV	MEAN
Sample 1		8.80	0.14																						8.59	-0.06							8.58	-0.08	0.12	8.66
Sample 2		8.85	0.31																						8.20	-0.35							8.59	0.04	0.33	8.55
Sample 3		7.88	0.07																						7.64	-0.17							7.91	0.10	0.15	7.81
Mean Absolute Difference			0.17																							0.19								0.07		
Mean of Difference			0.17																							-0.19								0.02		



Linolenic Acid (% by Weight) Z - score																	
	A	B	C	D	E	F	G	H	I	J	K	L	M	N	O	R	S
Sample 1	1.15												-0.54				-0.62
Sample 2	0.92												-1.06				0.14
Sample 3	0.47												-1.15				0.68

AOF Test Check Program 2020 - Round 2

Free Fatty Acid (% by Weight)																																				
	A	A-MEAN	B	B-MEAN	C	C-MEAN	D	D-MEAN	E	E-MEAN	F	F-MEAN	G	G-MEAN	H	H-MEAN	I	I-MEAN	J	J-MEAN	K	K-MEAN	L	L-MEAN	M	M-MEAN	N	N-MEAN	O	O-MEAN	R	R-MEAN	S	S-MEAN	STDEV	MEAN
Sample 1	0.15	-0.10																	0.27	0.02					0.36	0.11							0.22	-0.03	0.09	0.25
Sample 2	0.09	-0.07																	0.17	0.01					0.23	0.07							0.14	-0.02	0.06	0.16
Sample 3	0.18	-0.05																	0.12	-0.11					0.40	0.17							0.22	-0.01	0.12	0.23
Mean Absolute Difference		0.07																		0.05						0.12								0.02		
Mean of Difference		-0.07																		-0.02						0.12								-0.02		



Free Fatty Acid (% by Weight) Z - score																	
	A	B	C	D	E	F	G	H	I	J	K	L	M	N	O	R	S
Sample 1	-1.14									0.27			1.23				-0.35
Sample 2	-1.18									0.23			1.22				-0.27
Sample 3	-0.42									-0.91			1.41				-0.09