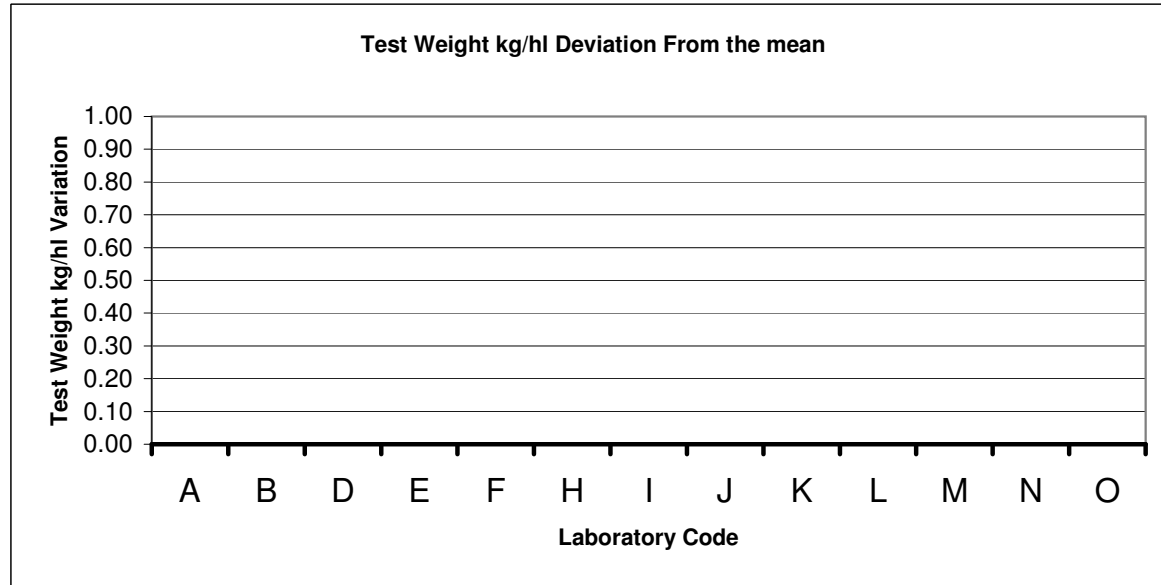
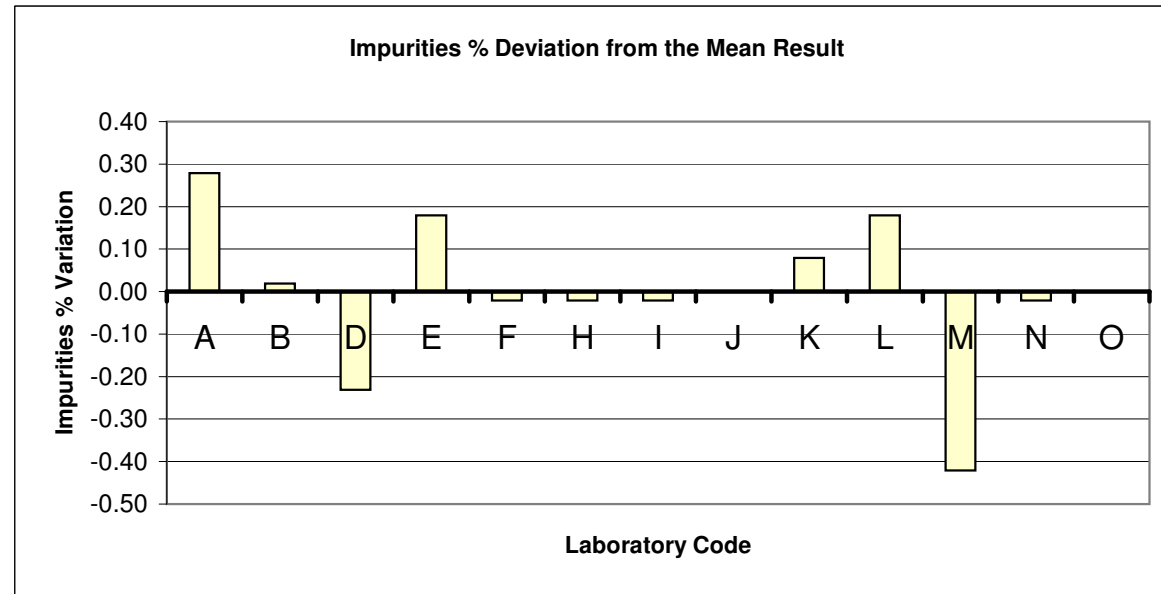


**AOF Test Check Program July 2001
Sample Number 2**

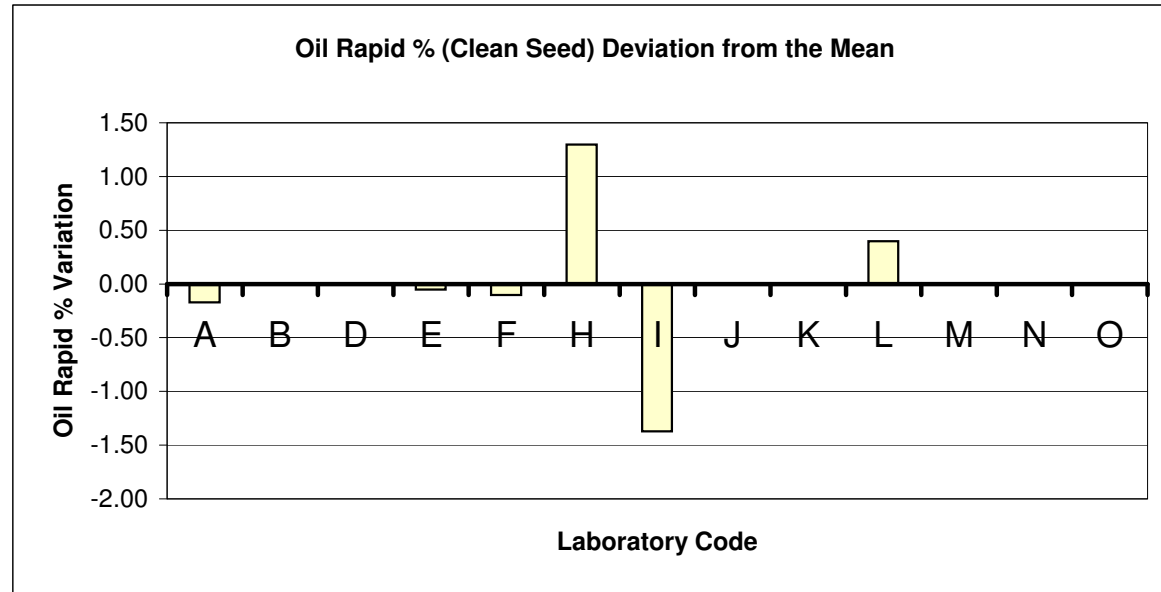
Test Weight kg/hl		
Lab	Result	Mean
A		
B		
D		
E		
F		
H		
I		
J		
K		
L		
M		
N	64.2	0.00
O		
MEAN	64.20	
STDEV	#DIV/0!	




Impurities		
Lab	Result	Mean
A	1.5	0.28
B	1.24	0.02
D	0.99	-0.23
E	1.4	0.18
F	1.2	-0.02
H	1.2	-0.02
I	1.2	-0.02
J		
K	1.3	0.08
L	1.4	0.18
M	0.8	-0.42
N	1.2	-0.02
O		
MEAN	1.22	
STDEV	0.20	




Oil Rapid % (Clean Seed)		
Lab	Result	Mean
A	43.33	-0.17
B		
D		
E	43.45	-0.05
F	43.4	-0.10
H	44.8	1.30
I	42.13	-1.37
J		
K		
L	43.9	0.40
M		
N	43.5	0.00
O		
MEAN	43.50	
STDEV	0.79	



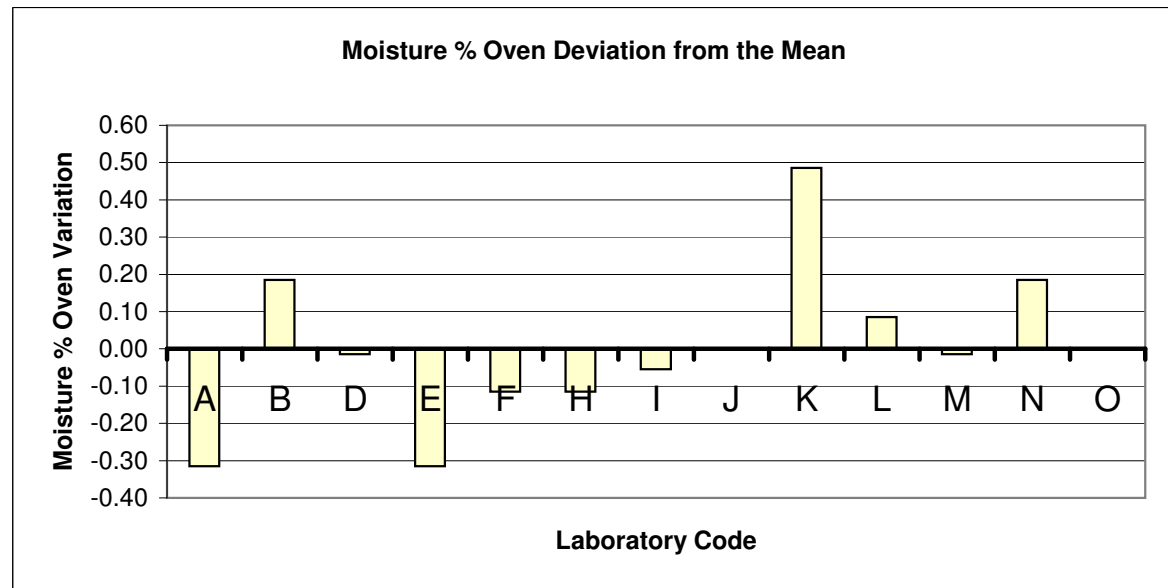
Oil Solvent % (Clean Seed)		
Lab	Result	Mean
A	43.68	-0.06
B	42.9	-0.84
D	43.04	-0.70
E	42.99	-0.75
F	43.5	-0.24
H	44.54	0.80
I		
J		
K	45.1	1.36
L		
M	44.2	
N		
O		
MEAN	43.74	
STDEV	0.80	



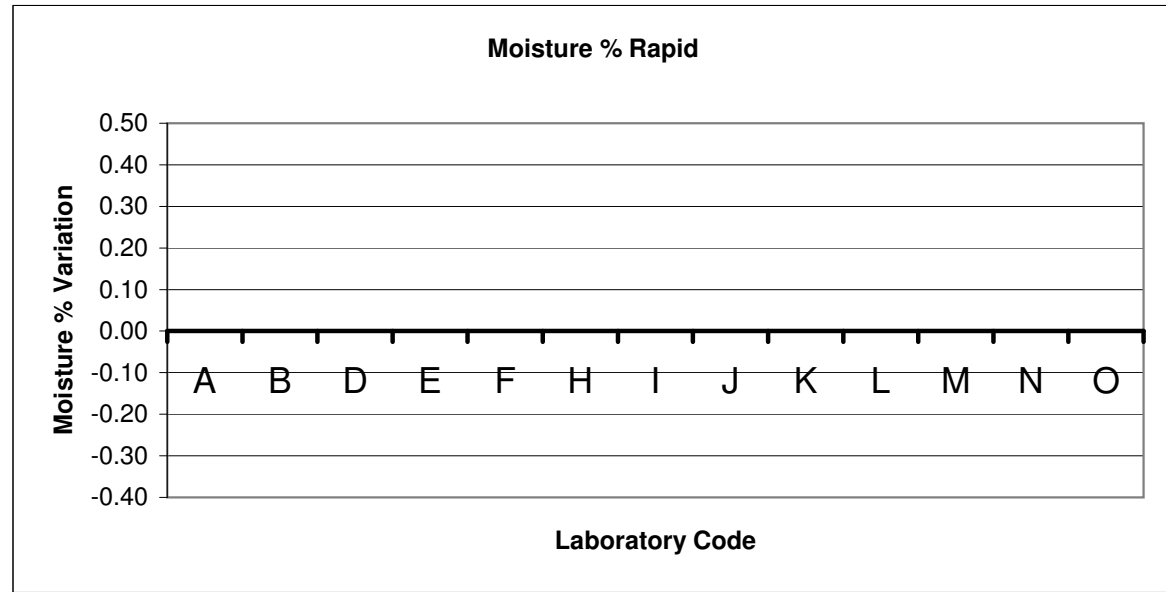
Oil % SFE (Clean Seed)		
Lab	Result	Mean
A		
B		
D		
E		
F	43.2	0.00
H		
I		
J		
K		
L		
M		
N		
O		
MEAN	43.20	
STDEV	#DIV/0!	



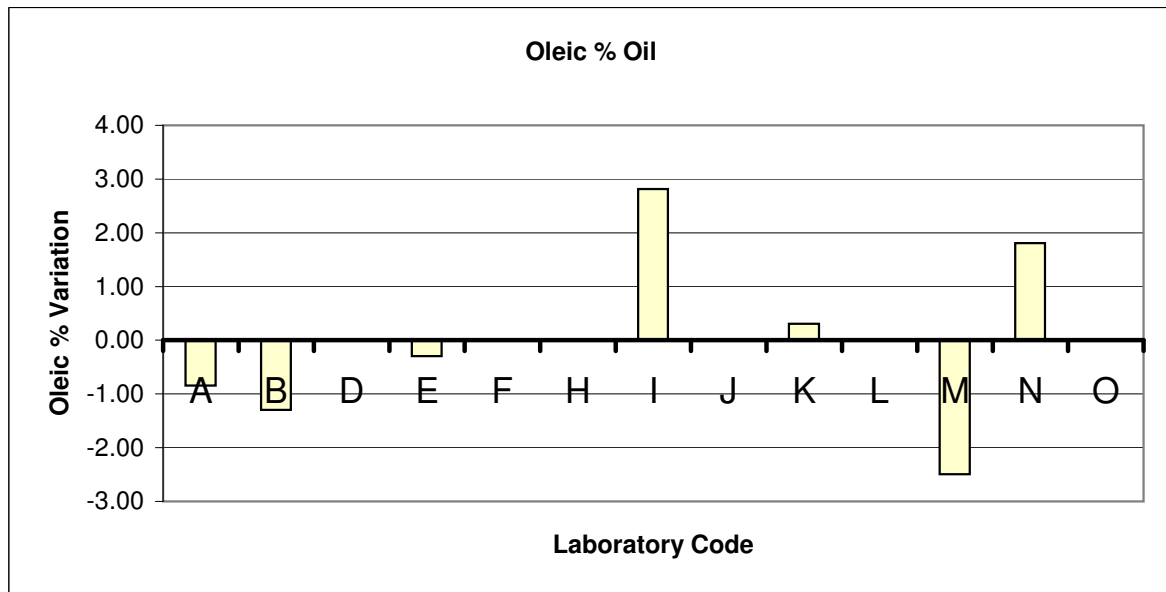
Moisture % Oven		
Lab	Result	Mean
A	4.7	-0.31
B	5.2	0.19
D	5	-0.01
E	4.7	-0.31
F	4.9	-0.11
H	4.9	-0.11
I	4.96	-0.05
J		
K	5.5	0.49
L	5.1	0.09
M	5	-0.01
N	5.2	0.19
O		
MEAN	5.01	
STDEV	0.23	



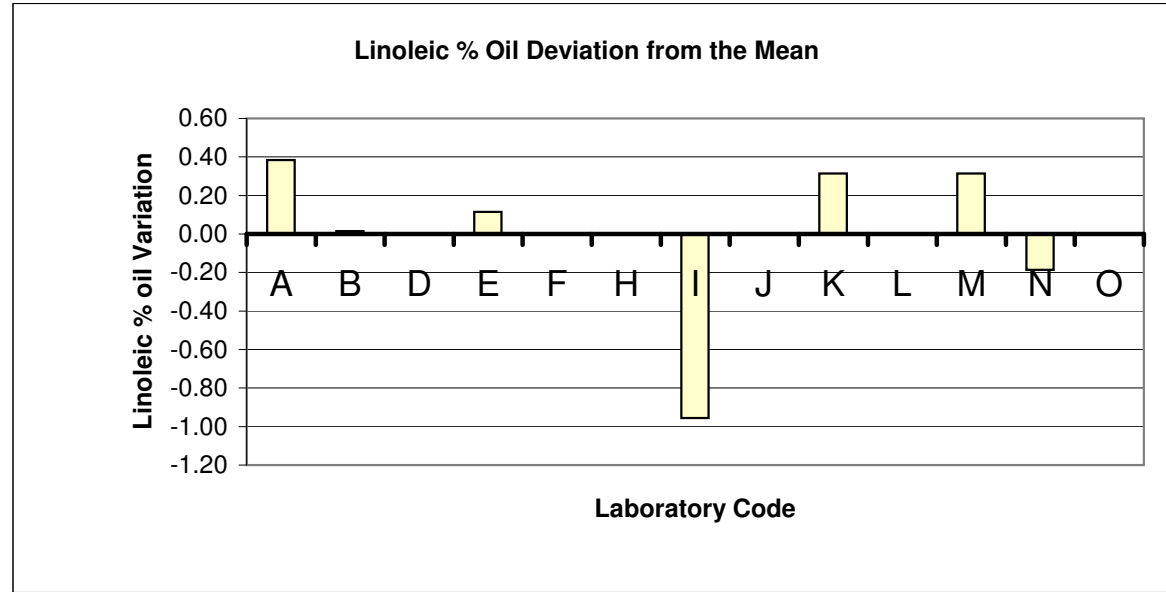
Moisture % Rapid		
Lab	Result	Mean
A		
B		
D		
E		
F		
H		
I		
J		
K		
L		
M		
N	5.1	0.00
O		
MEAN	5.10	
STDEV	#DIV/0!	



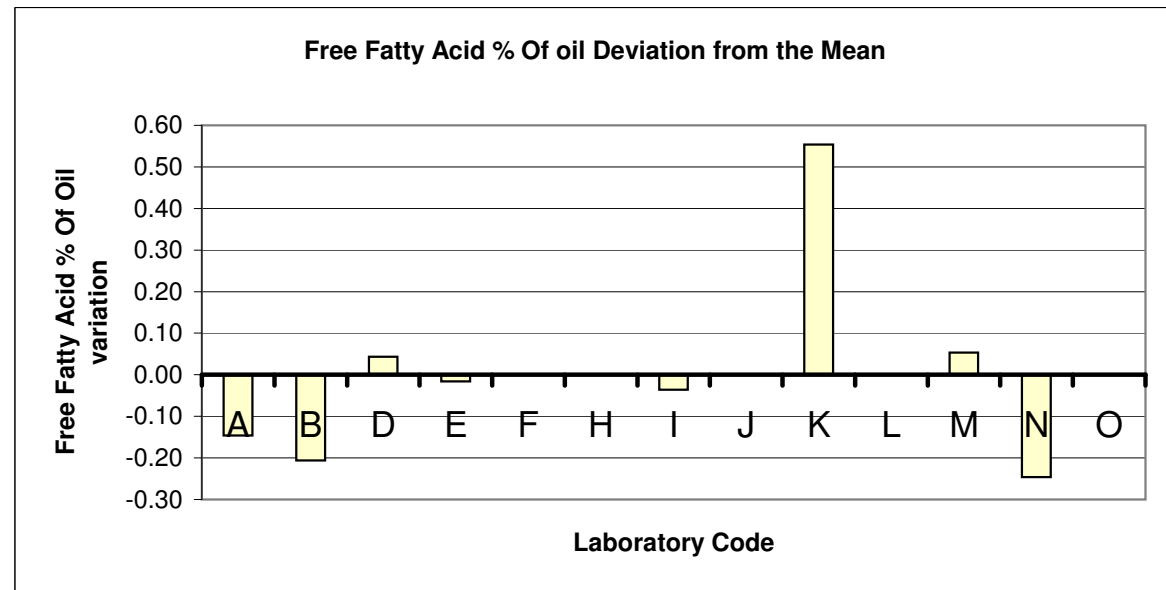
Oleic % Oil		
Lab	Result	Mean
A	58.75	-0.84
B	58.3	-1.29
D		
E	59.3	-0.29
F		
H		
I	62.41	2.82
J		
K	59.9	0.31
L		
M	57.1	-2.49
N	61.4	1.81
O		
MEAN	59.59	
STDEV	1.82	



Linoleic % oil		
Lab	Result	Mean
A	20.17	0.38
B	19.8	0.01
D		
E	19.9	0.11
F		
H		
I	18.83	-0.96
J		
K	20.1	0.31
L		
M	20.1	0.31
N	19.6	-0.19
O		
MEAN	19.79	
STDEV	0.47	



Free Fatty Acid % of Oil		
Lab	Result	Mean
A	0.4	-0.15
B	0.34	-0.21
D	0.59	0.04
E	0.53	-0.02
F		
H		
I	0.51	-0.04
J		
K	1.1	0.55
L		
M	0.6	0.05
N	0.3	-0.25
O		
MEAN	0.55	
STDEV	0.25	

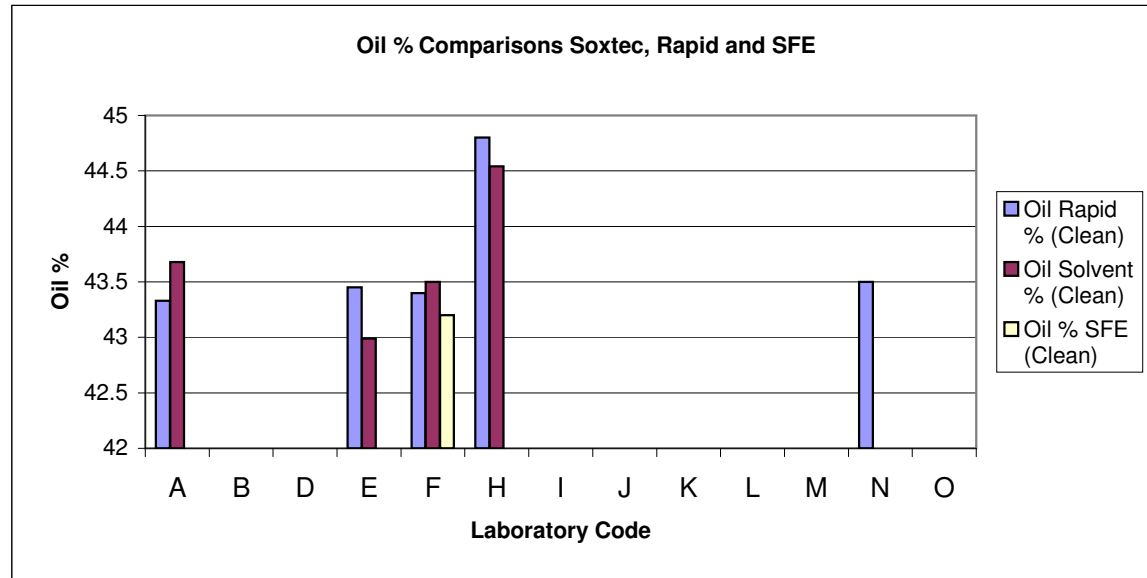


AOF Test Check Program July 2001

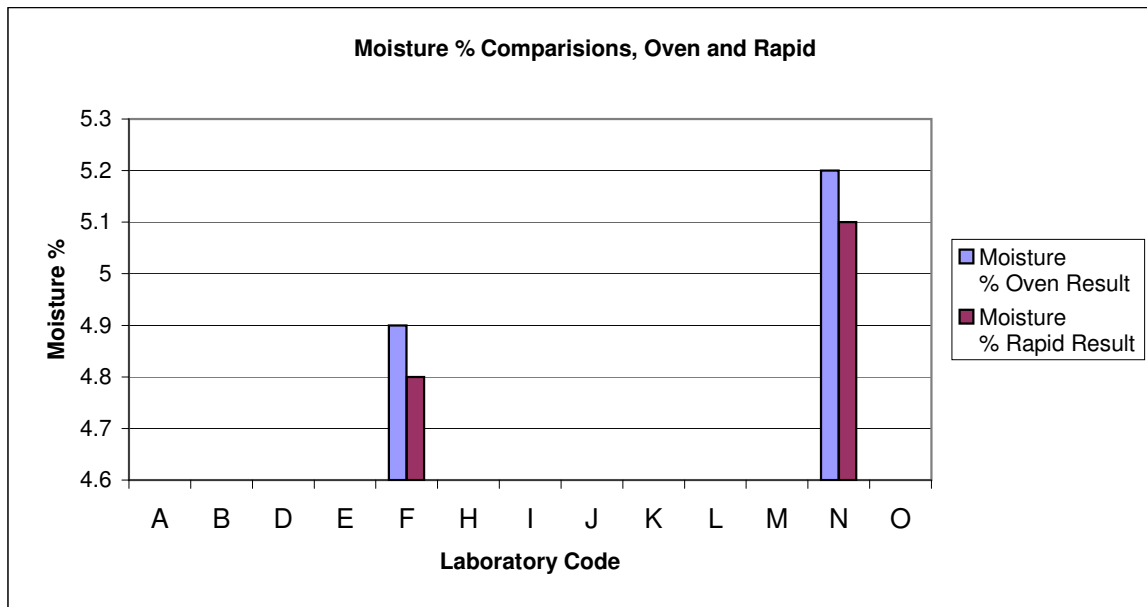
Sample Number 2

More than one method Comparisons on Oil and Moisture

Lab Code	Oil Rapid % (Clean)	Oil Solvent % (Clean)	Oil % SFE (Clean)
A	43.33	43.68	
B			
D			
E	43.45	42.99	
F	43.4	43.5	43.2
H	44.8	44.54	
I			
J			
K			
L			
M			
N	43.5		
O			
Mean	43.70	43.68	43.20



Lab Code	Moisture % Oven Result	Moisture % Rapid Result
A		
B		
D		
E		
F	4.9	4.8
H		
I		
J		
K		
L		
M		
N	5.2	5.1
O		
Mean	5.05	4.95



**AOF Test Check Program July 2001
Sample Number 2 - Summary**

Lab Code	Test Weight kg/hl	Diff result-mean	Impurities %	Diff result-mean	Oil Rapid % (Clean)	Diff result-mean	Oil Solvent % (Clean)	Diff result-mean	Oil % SFE (Clean)	Diff result-mean	Moisture % Oven	Diff result-mean	Moisture % Rapid	Diff result-mean	Oleic % Oil	Diff result-mean	Linoleic % Oil	Diff result-mean	Free Fatty Acid	Diff result-mean
	Result		Result		Result		Result		Result		Result		Result		Result		Result		Result	
A			1.5	0.28	43.33	-0.17	43.68	-0.06			4.7	-0.31			58.75	-0.84	20.17	0.38	0.4	-0.15
B			1.24	0.02			42.9	-0.84			5.2	0.19			58.3	-1.29	19.8	0.01	0.34	-0.21
D			0.99	-0.23			43.04	-0.70			5	-0.01							0.59	0.04
E			1.4	0.18	43.45	-0.05	42.99	-0.75			4.7	-0.31			59.3	-0.29	19.9	0.11	0.53	-0.02
F			1.2	-0.02	43.4	-0.10	43.5	-0.24	43.2	0.00	4.9	-0.11	4.8	-0.15						
H			1.2	-0.02	44.8	1.30	44.54	0.80			4.9	-0.11								
I			1.2	-0.02	42.13	-1.37					4.96	-0.05			62.41	2.82	18.83	-0.96	0.51	-0.04
J																				
K			1.3	0.08			45.1	1.36			5.5	0.49			59.9	0.31	20.1	0.31	1.1	0.55
L			1.4	0.18	43.9	0.40					5.1	0.09								
M			0.8	-0.42			44.2	0.46			5	-0.01			57.1	-2.49	20.1	0.31	0.6	0.05
N	64.2	0.00	1.2	-0.02	43.5	0.00					5.2	0.19	5.1	0.15	61.4	1.81	19.6	-0.19	0.3	-0.25
O																				
Mean	64.20		1.22		43.50		43.74		43.20		5.01		4.95		59.59		19.79		0.55	
Stdev	#DIV/0!		0.20		0.79	0.79	0.80		#DIV/0!		0.23		0.21		1.82		0.47		0.25	