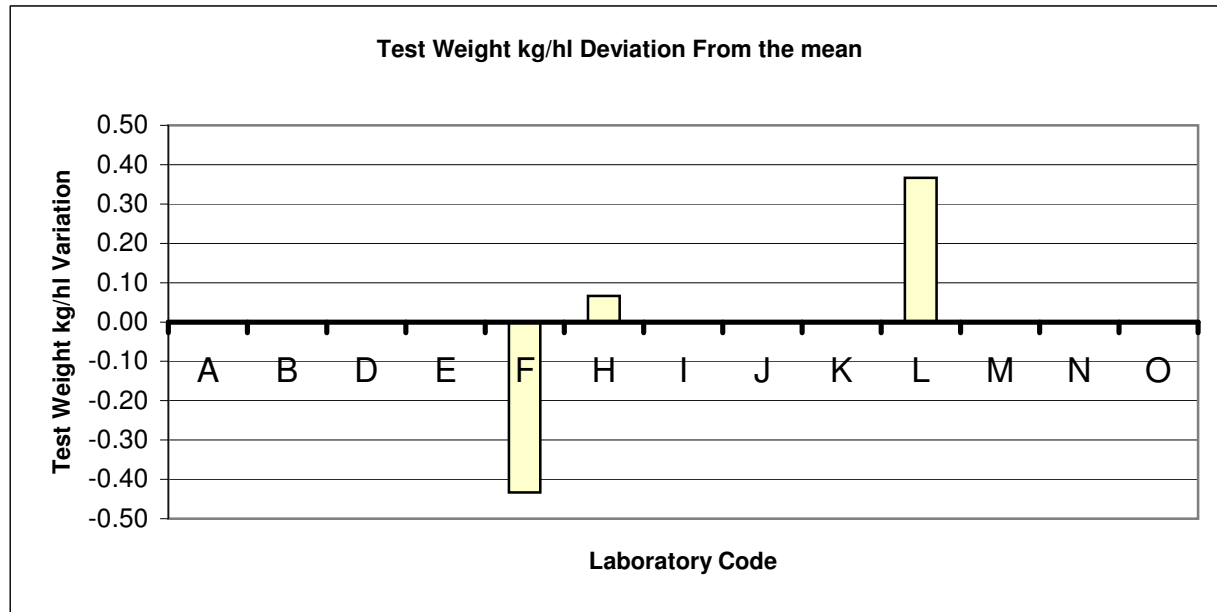
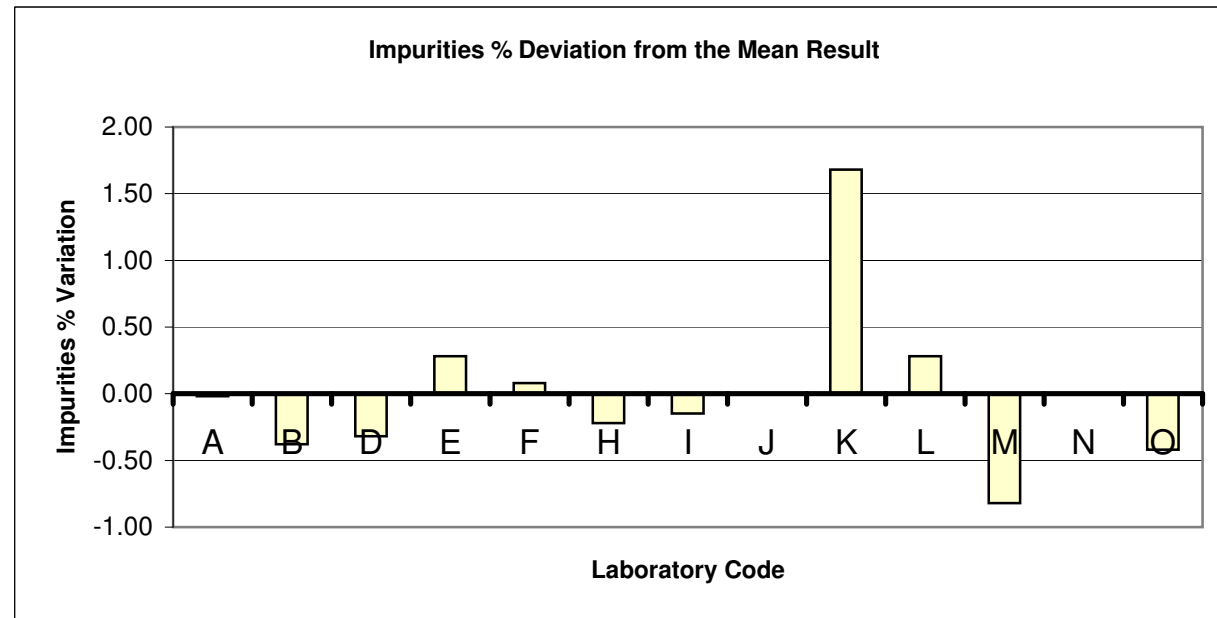


**AOF Test Check Program June 2001
Sample Number 1**

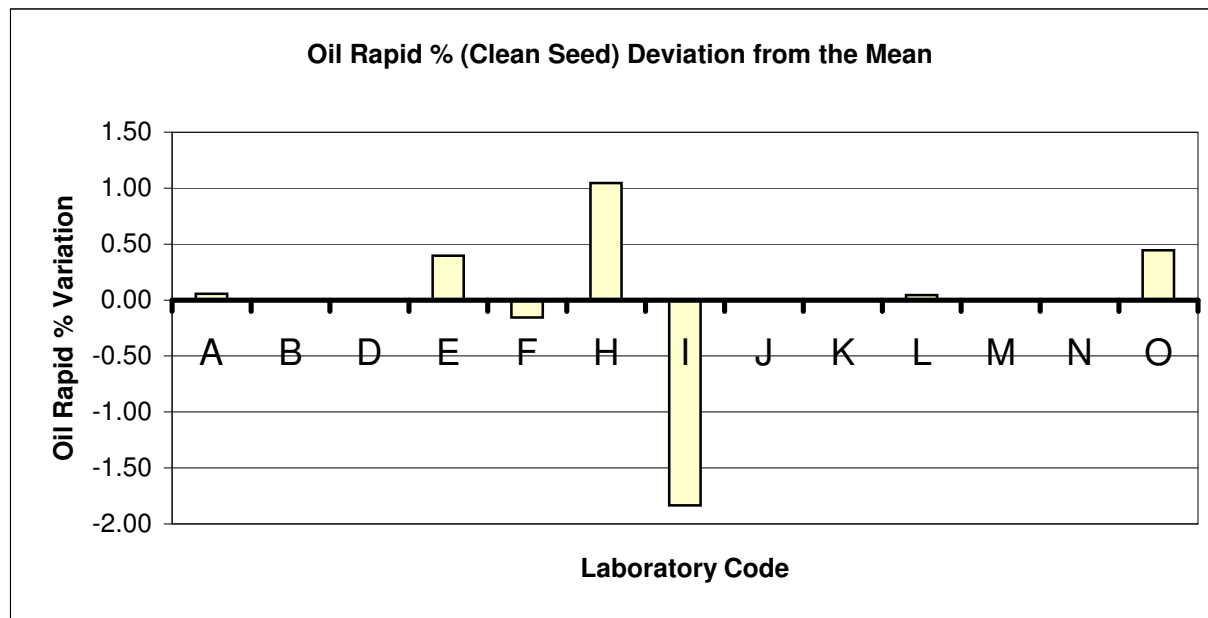
Test Weight kg/hl		
Lab	Result	Mean
A		
B		
D		
E		
F	66.2	-0.43
H	66.7	0.07
I		
J		
K		
L	67	0.37
M		
N		
O		
MEAN	66.63	
STDEV	0.40	



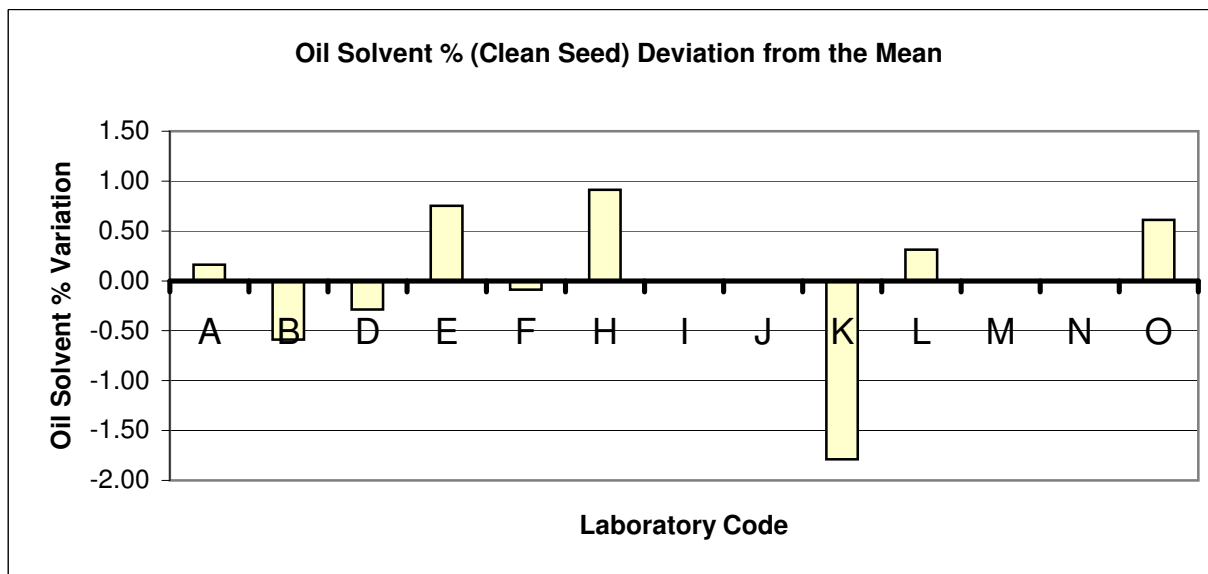
Impurities		
Lab	Result	Mean
A	1.9	-0.02
B	1.54	-0.38
D	1.6	-0.32
E	2.2	0.28
F	2	0.08
H	1.7	-0.22
I	1.77	-0.15
J		
K	3.6	1.68
L	2.2	0.28
M	1.1	-0.82
N		
O	1.5	-0.42
MEAN	1.92	
STDEV	0.64	




Oil Rapid % (Clean Seed)		
Lab	Result	Mean
A	43.11	0.06
B		
D		
E	43.45	0.40
F	42.9	-0.15
H	44.1	1.05
I	41.22	-1.83
J		
K		
L	43.1	0.05
M		
N		
O	43.5	0.45
MEAN	43.05	
STDEV	0.90	



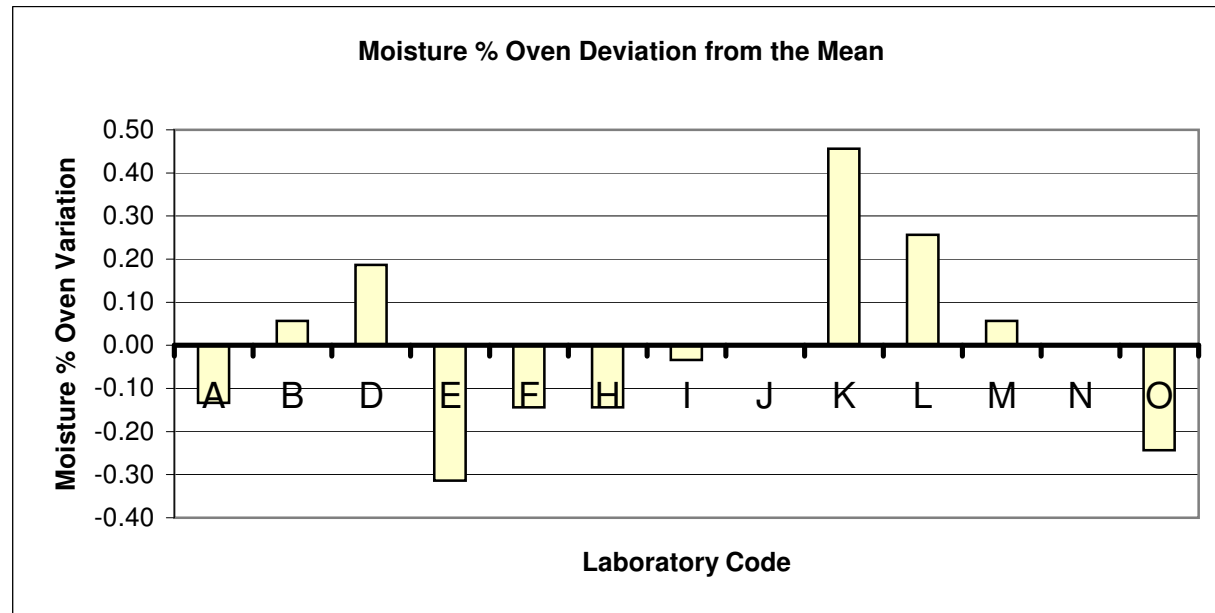
Oil Solvent % (Clean Seed)		
Lab	Result	Mean
A	43.25	0.16
B	42.5	-0.59
D	42.8	-0.29
E	43.84	0.75
F	43	-0.09
H	44	0.91
I		
J		
K	41.3	-1.79
L	43.4	0.31
M		
N		
O	43.7	0.61
MEAN	43.09	
STDEV	0.83	



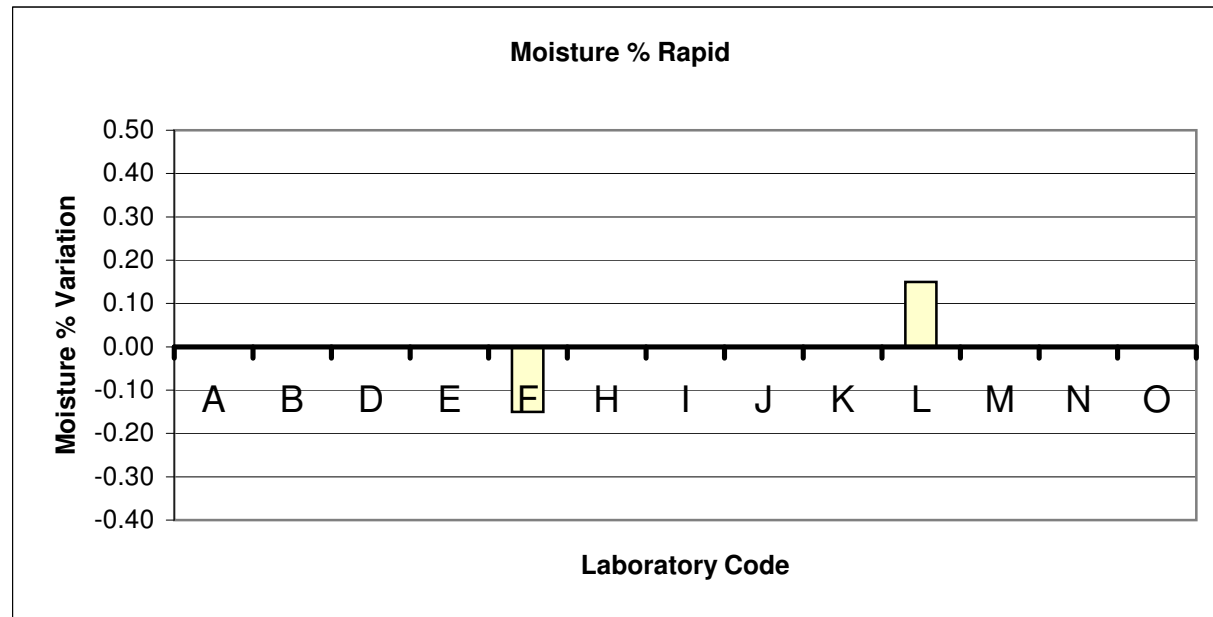
Oil % SFE (Clean Seed)		
Lab	Result	Mean
A		
B		
D		
E		
F	42.7	0.00
H		
I		
J		
K		
L		
M		
N		
O		
MEAN	42.70	
STDEV	#DIV/0!	



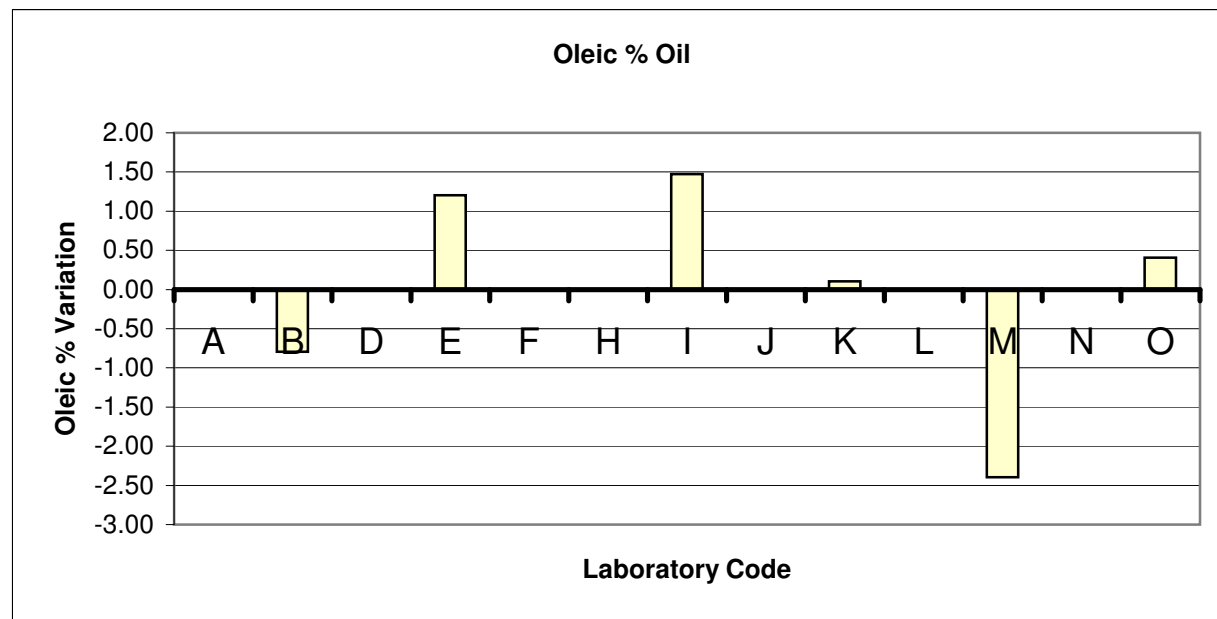
Moisture % Oven		
Lab	Result	Mean
A	4.71	-0.13
B	4.9	0.06
D	5.03	0.19
E	4.53	-0.31
F	4.7	-0.14
H	4.7	-0.14
I	4.81	-0.03
J		
K	5.3	0.46
L	5.1	0.26
M	4.9	0.06
N		
O	4.6	-0.24
MEAN	4.84	
STDEV	0.23	



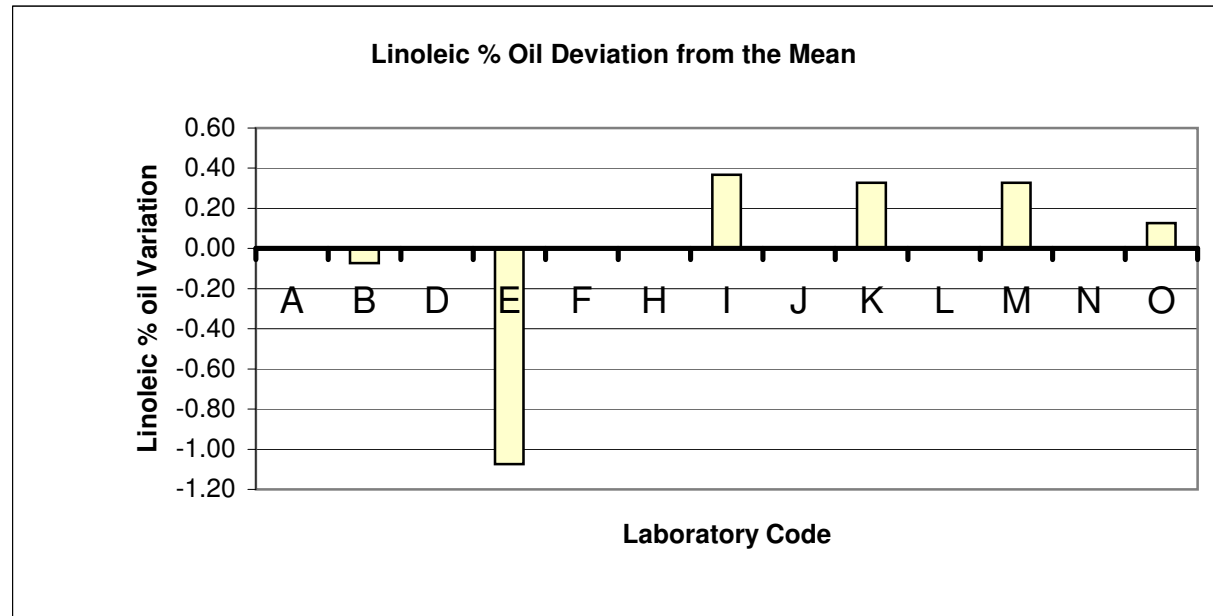
Moisture % Rapid		
Lab	Result	Mean
A		
B		
D		
E		
F	4.6	-0.15
H		
I		
J		
K		
L	4.9	0.15
M		
N		
O		
MEAN	4.75	
STDEV	0.21	



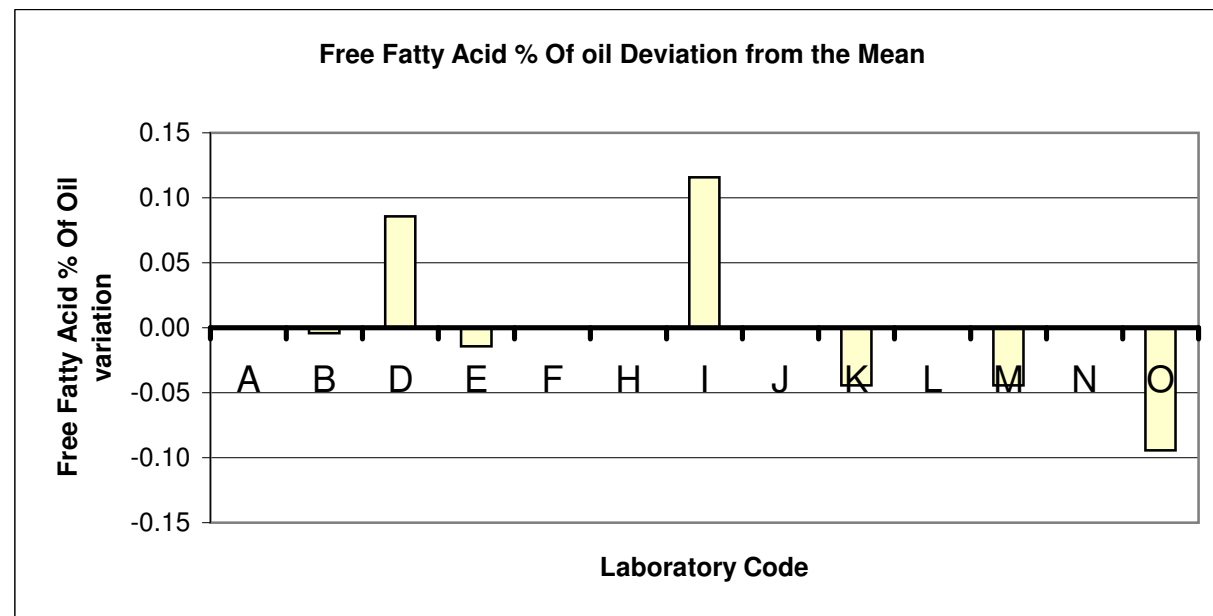
Oleic % Oil		
Lab	Result	Mean
A		
B	59.2	-0.79
D		
E	61.2	1.21
F		
H		
I	61.47	1.48
J		
K	60.1	0.11
L		
M	57.6	-2.40
N		
O	60.4	0.41
MEAN	60.00	
STDEV	1.43	



Linoleic % oil		
Lab	Result	Mean
A		
B	19.8	-0.07
D		
E	18.8	-1.07
F		
H		
I	20.24	0.37
J		
K	20.2	0.33
L		
M	20.2	0.33
N		
O	20	0.13
MEAN	19.87	
STDEV	0.55	

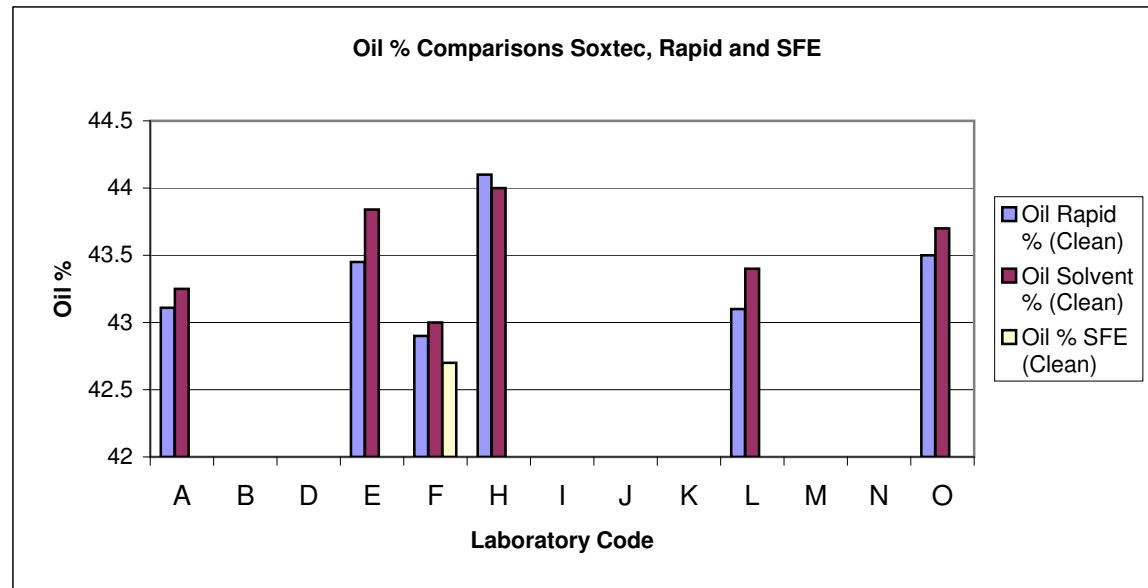


Free Fatty Acid % of Oil		
Lab	Result	Mean
A		
B	0.24	0.00
D	0.33	0.09
E	0.23	-0.01
F		
H		
I	0.36	0.12
J		
K	0.2	-0.04
L		
M	0.2	-0.04
N		
O	0.15	-0.09
MEAN	0.24	
STDEV	0.08	

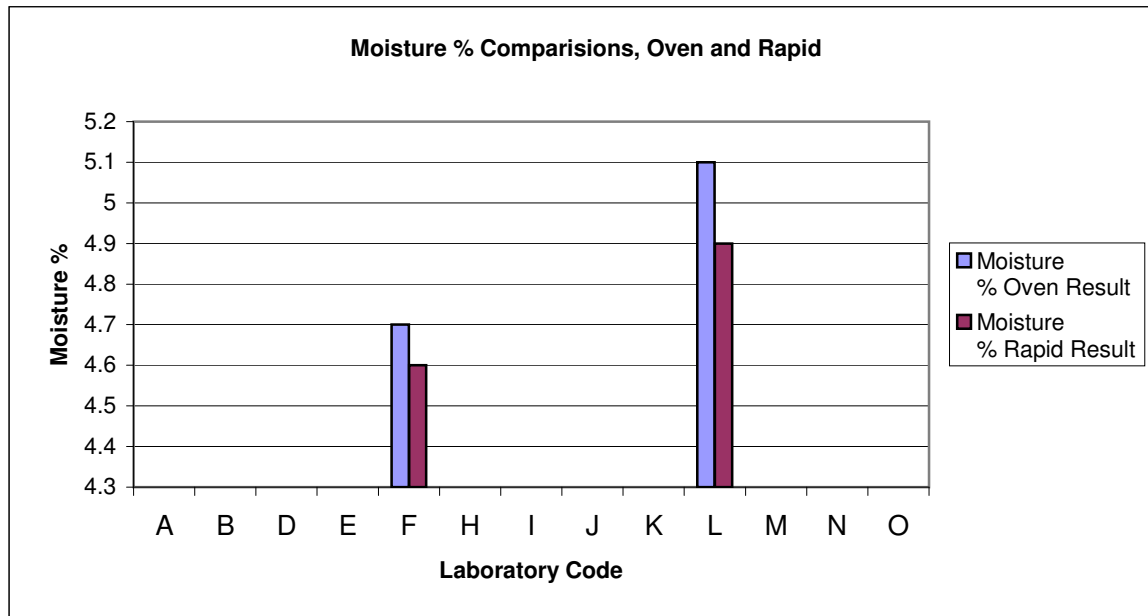


**AOF Test Check Program June 2001
Sample Number 1
More than one method Comparisons on Oil and Moisture**

Lab Code	Oil Rapid % (Clean)	Oil Solvent % (Clean)	Oil % SFE (Clean)
A	43.11	43.25	
B			
D			
E	43.45	43.84	
F	42.9	43	42.7
H	44.1	44	
I			
J			
K			
L	43.1	43.4	
M			
N			
O	43.5	43.7	
Mean	43.36	43.53	42.70



Lab Code	Moisture % Oven Result	Moisture % Rapid Result
A		
B		
D		
E		
F	4.7	4.6
H		
I		
J		
K		
L	5.1	4.9
M		
N		
O		
Mean	4.90	4.75



**AOF Test Check Program June 2001
Sample Number 1 - Summary**

Lab Code	Test Weight kg/hl	Diff result-mean	Impurities %	Diff result-mean	Oil Rapid % (Clean)	Diff result-mean	Oil Solvent % (Clean)	Diff result-mean	Oil % SFE (Clean)	Diff result-mean	Moisture % Oven	Diff result-mean	Moisture % Rapid	Diff result-mean	Oleic % Oil	Diff result-mean	Linoleic % Oil	Diff result-mean	Free Fatty Acid	Diff result-mean
	Result		Result		Result		Result		Result		Result		Result		Result		Result		Result	
A			1.9	-0.02	43.11	0.06	43.25	0.16			4.71	-0.13								
B			1.54	-0.38			42.5	-0.59			4.9	0.06			59.2	-0.79	19.8	-0.07	0.24	0.00
D			1.6	-0.32			42.8	-0.29			5.03	0.19							0.33	0.09
E			2.2	0.28	43.45	0.40	43.84	0.75			4.53	-0.31			61.2	1.21	18.8	-1.07	0.23	-0.01
F	66.2	-0.43	2	0.08	42.9	-0.15	43	-0.09	42.7	0.00	4.7	-0.14	4.6	-0.15						
H	66.7	0.07	1.7	-0.22	44.1	1.05	44	0.91			4.7	-0.14								
I			1.77	-0.15	41.22	-1.83					4.81	-0.03			61.47	1.48	20.24	0.37	0.36	0.12
J																				
K			3.6	1.68			41.3	-1.79			5.3	0.46			60.1	0.11	20.2	0.33	0.2	-0.04
L	67	0.37	2.2	0.28	43.1	0.05					5.1	0.26	4.9	0.15						
M			1.1	-0.82			43.4	0.31			4.9	0.06			57.6	-2.40	20.2	0.33	0.2	-0.04
N																				
O			1.5	-0.42	43.5	0.45	43.7	0.61			4.6	-0.24			60.4	0.41	20	0.13	0.15	-0.09
Mean	66.63	0.00	1.92	0.00	43.05	0.00	43.09	0.00	42.70	0.00	4.84	0.00	4.75	0.00	60.00	0.00	19.87	0.00	0.24	0.00
Stdev	0.40		0.64	0.64	0.90	0.90	0.83		#DIV/0!		0.23		0.21		1.43		0.55		0.08	