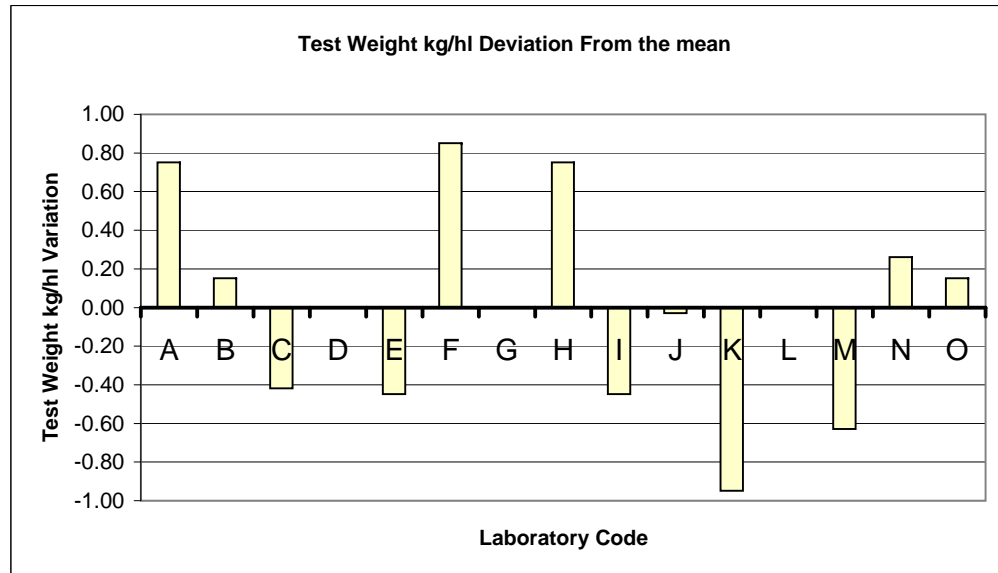
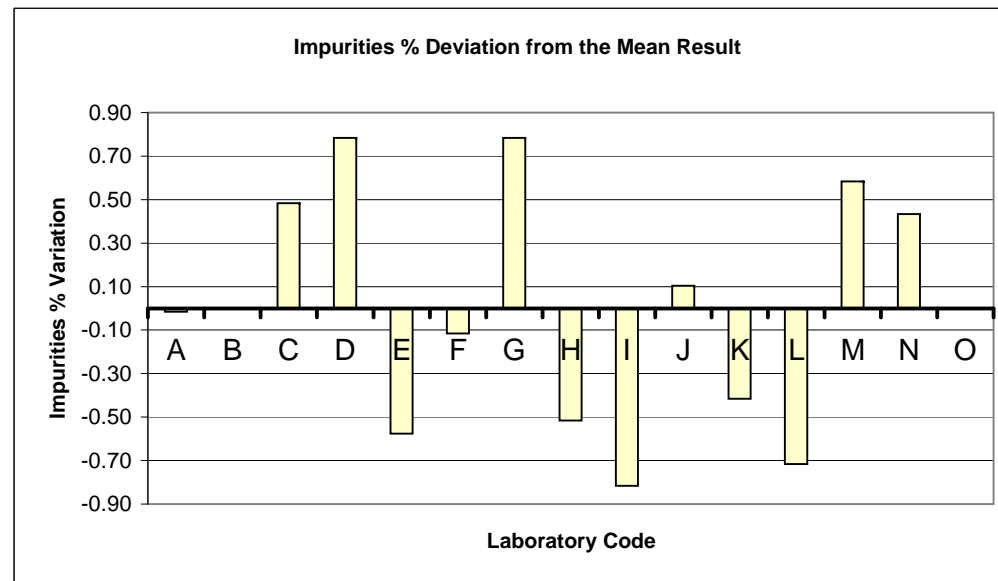


**AOF Test Check Program JANUARY 2006/2007  
Sample Number 3 Summary**

Test Weight kg/hl		
Lab	Result	Mean
A	68.60	0.75
B	68.00	0.15
C	67.43	-0.42
D		
E	67.40	-0.45
F	68.70	0.85
G		
H	68.60	0.75
I	67.40	-0.45
J	67.82	-0.03
K	66.90	-0.95
L		
M	67.22	-0.63
N	68.11	0.26
O	68.00	0.15
<b>MEAN</b>	<b>67.85</b>	
<b>STDEV</b>	<b>0.59</b>	

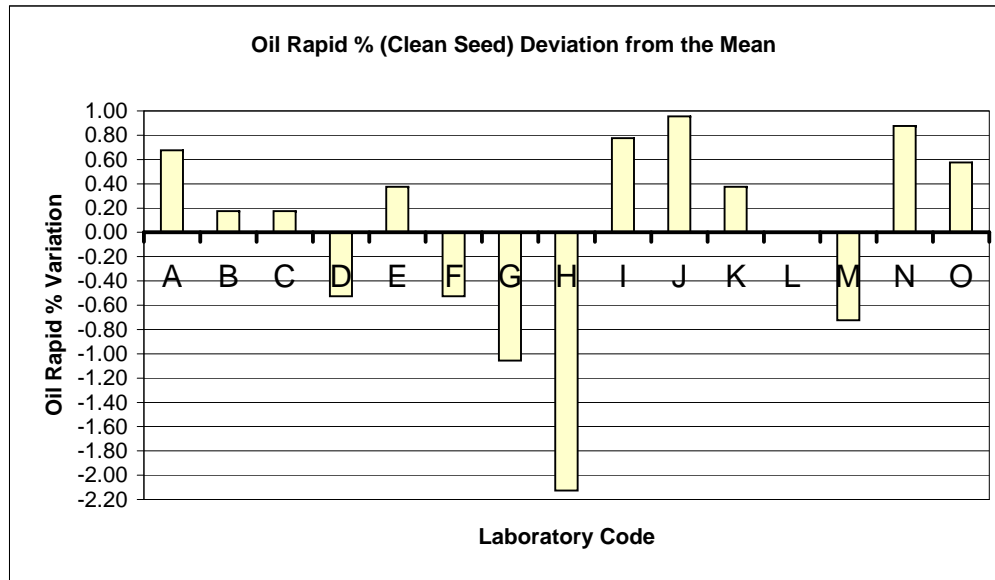


Impurities		
Lab	Result	Mean
A	2.20	-0.02
B		
C	2.70	0.48
D	3.00	0.78
E	1.64	-0.58
F	2.10	-0.12
G	3.00	0.78
H	1.70	-0.52
I	1.40	-0.82
J	2.32	0.10
K	1.80	-0.42
L	1.50	-0.72
M	2.80	0.58
N	2.65	0.43
O		
<b>MEAN</b>	<b>2.22</b>	
<b>STDEV</b>	<b>0.57</b>	

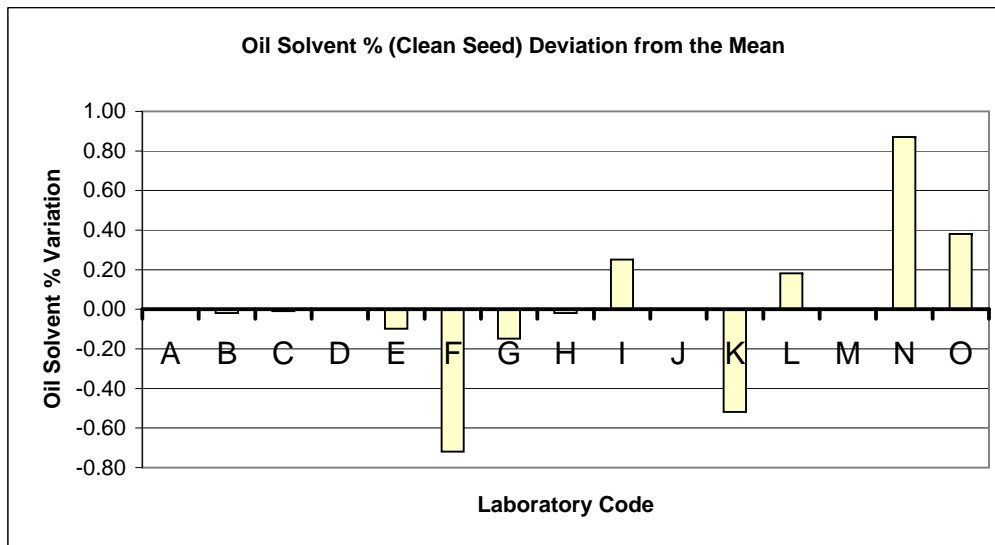


**AOF Test Check Program JANUARY 2006/2007  
Sample Number 3 Summary**

<b>Oil Rapid % (Clean Seed)</b>		
Lab	Result	Mean
A	40.20	0.68
B	39.70	0.18
C	39.70	0.18
D	39.00	-0.52
E	39.90	0.38
F	39.00	-0.52
G	38.47	-1.06
H	37.40	-2.13
I	40.30	0.77
J	40.48	0.95
K	39.90	0.38
L		
M	38.80	-0.73
N	40.40	0.88
O	40.10	0.58
<b>MEAN</b>	<b>39.53</b>	
<b>STDEV</b>	<b>0.88</b>	

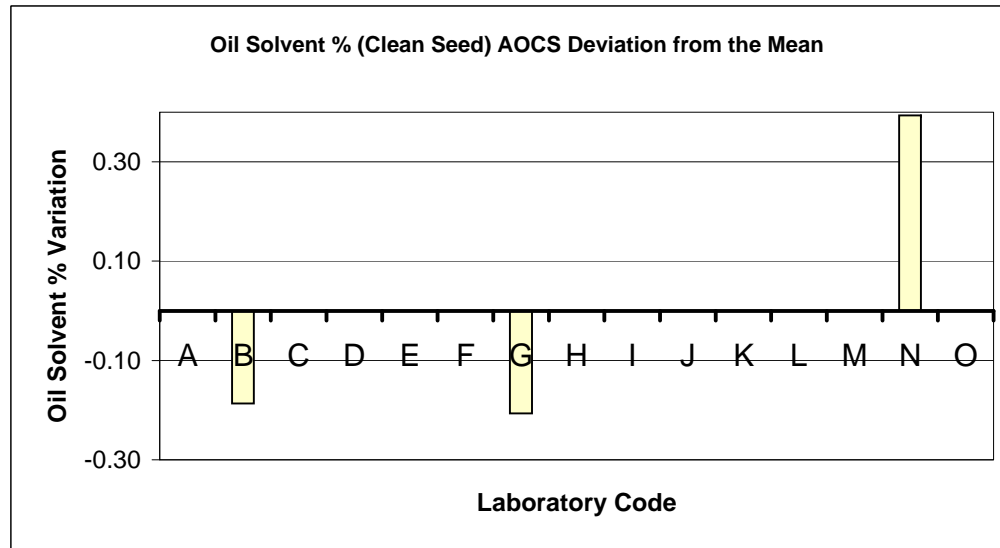


<b>Oil Solvent % (Clean Seed)</b>		
Lab	Result	Mean
A		
B	39.80	-0.02
C	39.81	-0.01
D		
E	39.72	-0.10
F	39.1	-0.72
G	39.67	-0.15
H	39.8	-0.02
I	40.07	0.25
J		
K	39.3	-0.52
L	40.00	0.18
M		
N	40.69	0.87
O	40.20	0.38
<b>MEAN</b>	<b>39.82</b>	
<b>STDEV</b>	<b>0.26</b>	

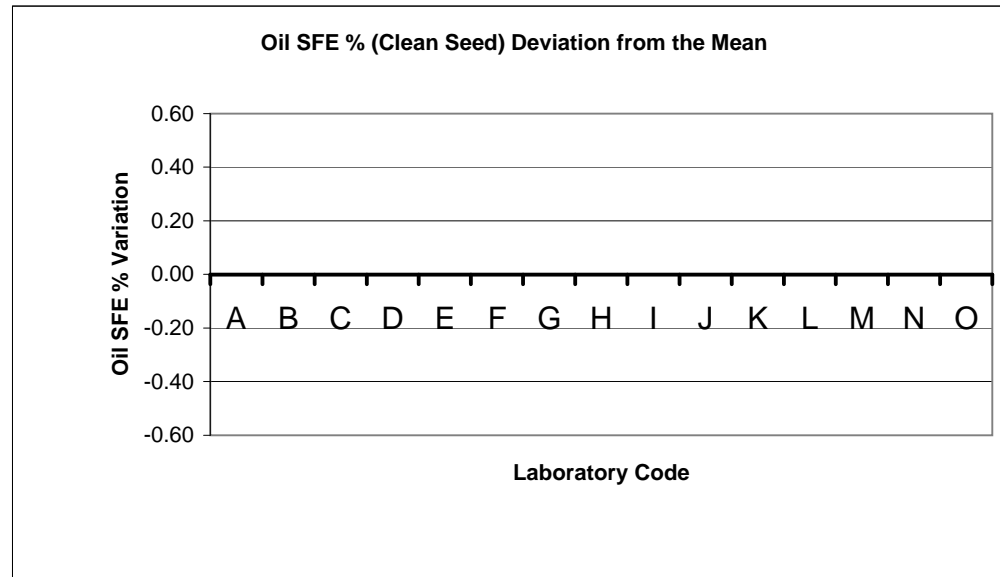


**AOF Test Check Program JANUARY 2006/2007  
Sample Number 3 Summary**

Oil Solvent % (Clean Seed) AOCS		
Lab	Result	Mean
A		
B	40.1	-0.19
C		
D		
E		
F		
G	40.08	-0.21
H		
I		
J		
K		
L		
M		
N	40.68	0.39
O		
<b>MEAN</b>	40.29	
<b>STDEV</b>	0.34	

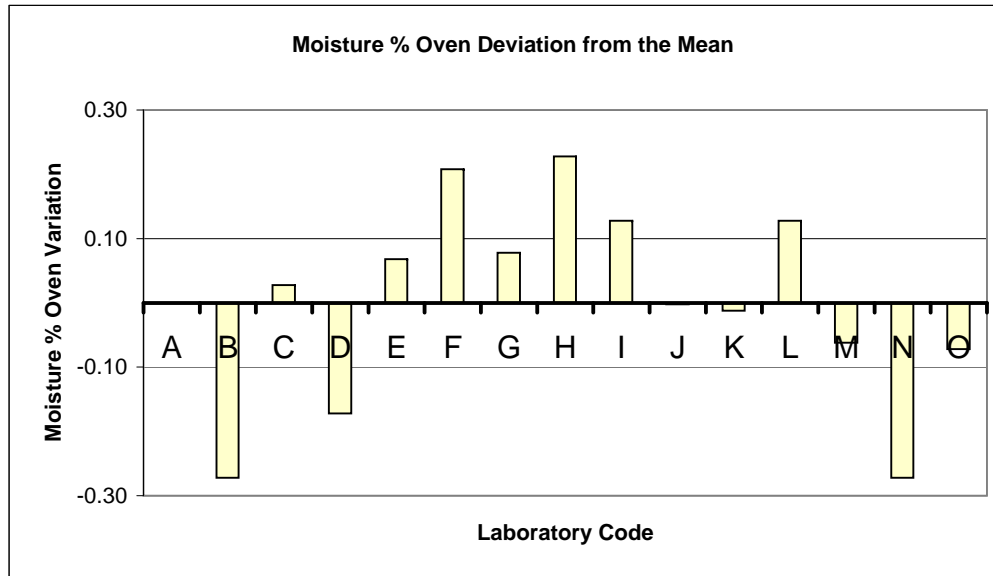


Oil % SFE (Clean Seed)		
Lab	Result	Mean
A		
B		
C		
D		
E		
F		
G		
H		
I		
J	38.12	0.00
K		
L		
M		
N		
O		
<b>MEAN</b>	38.12	
<b>STDEV</b>	#DIV/0!	

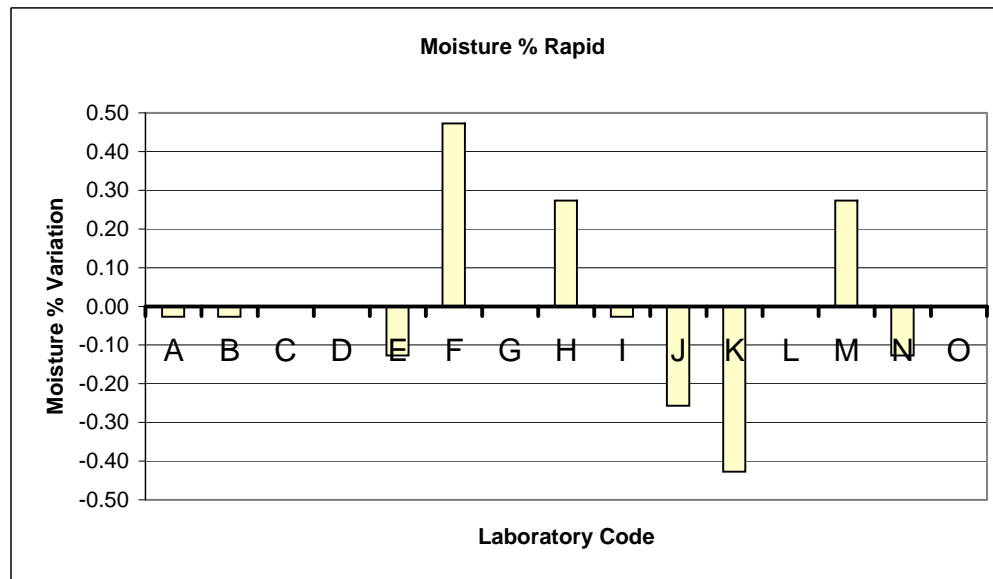


**AOF Test Check Program JANUARY 2006/2007  
Sample Number 3 Summary**

Moisture % Oven		
Lab	Result	Mean
A		
B	4.80	-0.27
C	5.10	0.03
D	4.90	-0.17
E	5.14	0.07
F	5.28	0.21
G	5.15	0.08
H	5.30	0.23
I	5.20	0.13
J	5.07	0.00
K	5.06	-0.01
L	5.20	0.13
M	5.01	-0.06
N	4.80	-0.27
O	5.00	-0.07
<b>MEAN</b>	<b>5.07</b>	
<b>STDEV</b>	<b>0.16</b>	

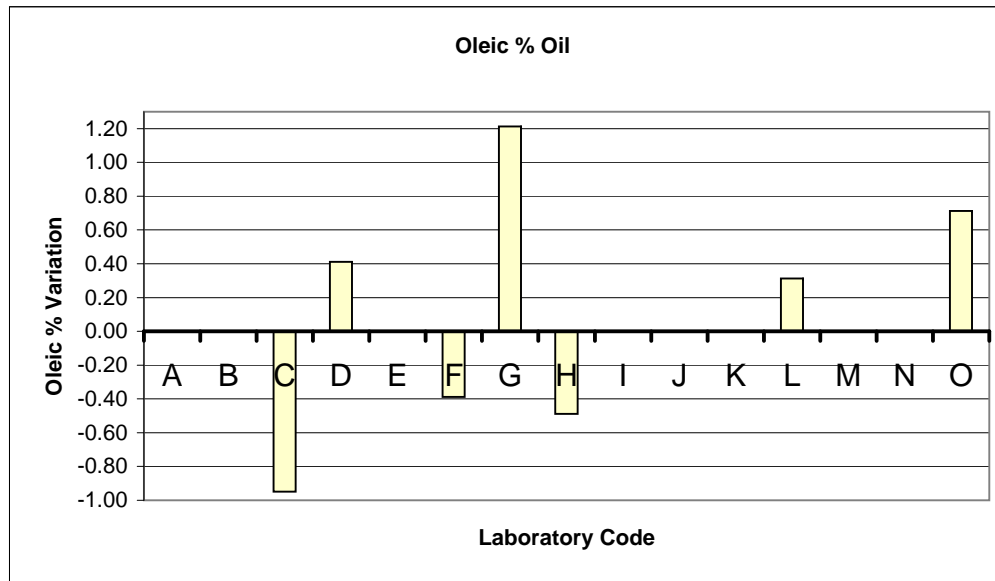


Moisture % Rapid		
Lab	Result	Mean
A	5.20	-0.03
B	5.20	-0.03
C		
D		
E	5.10	-0.13
F	5.70	0.47
G		
H	5.50	0.27
I	5.20	-0.03
J	4.97	-0.26
K	4.80	-0.43
L		
M	5.50	0.27
N	5.10	-0.13
O		
<b>MEAN</b>	<b>5.23</b>	
<b>STDEV</b>	<b>0.27</b>	

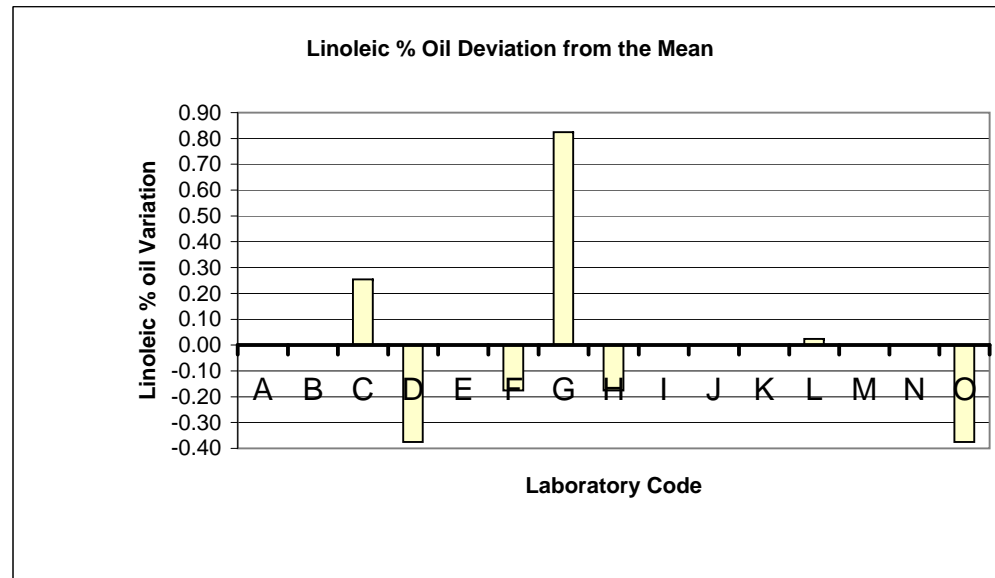


**AOF Test Check Program JANUARY 2006/2007  
Sample Number 3 Summary**

Oleic % Oil		
Lab	Result	Mean
A		
B		
C	60.34	-0.95
D	61.70	0.41
E		
F	60.90	-0.39
G	62.50	1.21
H	60.80	-0.49
I		
J		
K		
L	61.60	0.31
M		
N		
O	62.00	0.71
<b>MEAN</b>	<b>61.29</b>	
<b>STDEV</b>	<b>0.69</b>	



Linoleic % oil		
Lab	Result	Mean
A		
B		
C	19.93	0.25
D	19.30	-0.38
E		
F	19.50	-0.18
G	20.50	0.82
H	19.50	-0.18
I		
J		
K		
L	19.70	0.02
M		
N		
O	19.30	-0.38
<b>MEAN</b>	<b>19.68</b>	
<b>STDEV</b>	<b>0.43</b>	



**AOF Test Check Program JANUARY 2006/2007  
Sample Number 3 Summary**

Free Fatty Acid % of Oil		
Lab	Result	Mean
A		
B	0.10	-0.31
C	0.44	0.03
D	0.24	-0.17
E	0.33	-0.08
F	1.31	0.90
G	0.38	-0.03
H	0.17	-0.24
I		
J		
K		
L	0.33	-0.08
M		
N		
O		
<b>MEAN</b>	<b>0.41</b>	
<b>STDEV</b>	<b>0.38</b>	

