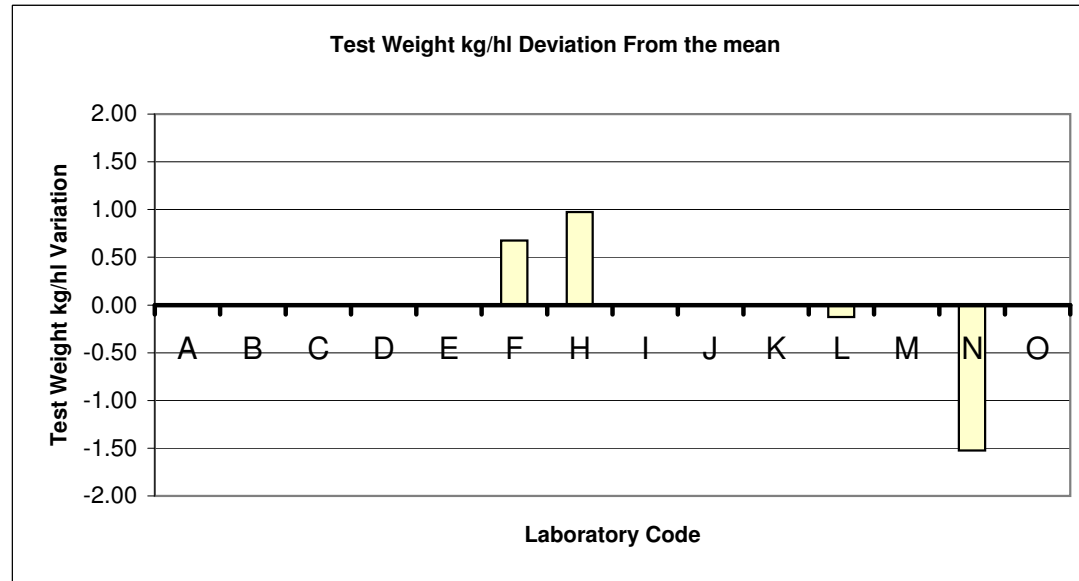



**AOF Test Check Program 2002
Sample Number 12**

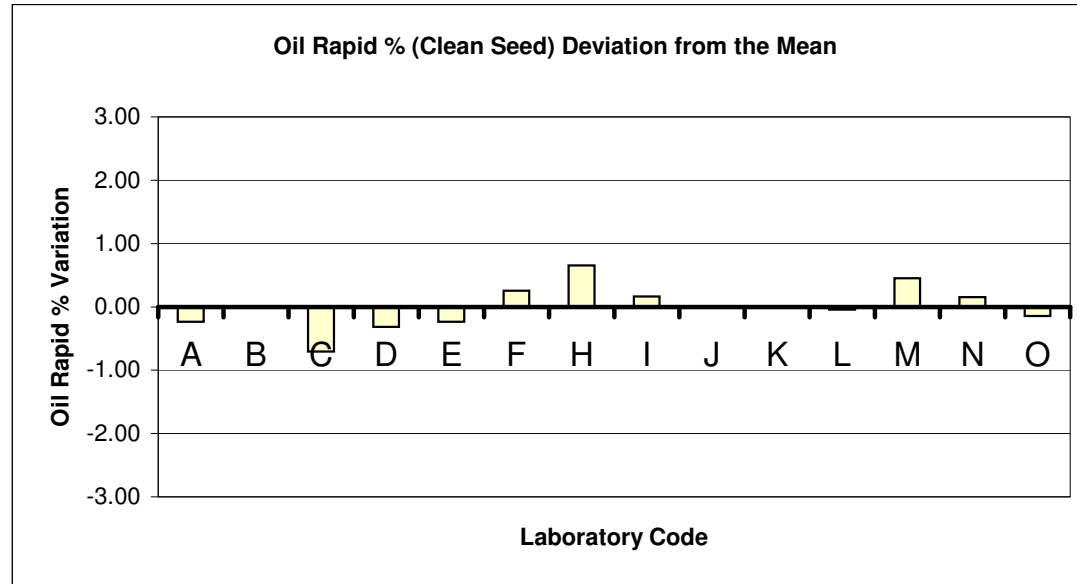
Test Weight kg/hl		
Lab	Result	Mean
A		
B		
C		
D		
E		
F	71.2	0.67
H	71.5	0.97
I		
J		
K		
L	70.4	-0.13
M		
N	69	-1.53
O		
MEAN	70.53	
STDEV	1.12	



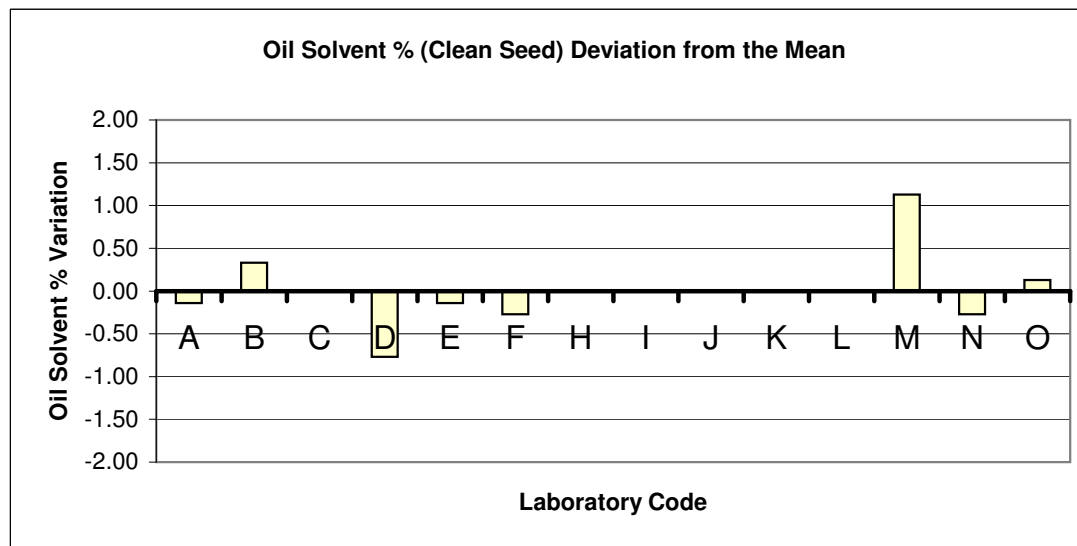
Impurities		
Lab	Result	Mean
A	0.52	0.03
B	0.53	0.04
C	0.3	-0.19
D	0.25	-0.24
E	0.52	0.03
F	0.7	0.21
H	0.4	-0.09
I	0.49	0.00
J		
K		
L	0.5	0.01
M	0.3	-0.19
N	0.9	0.41
O		
MEAN	0.49	
STDEV	0.19	



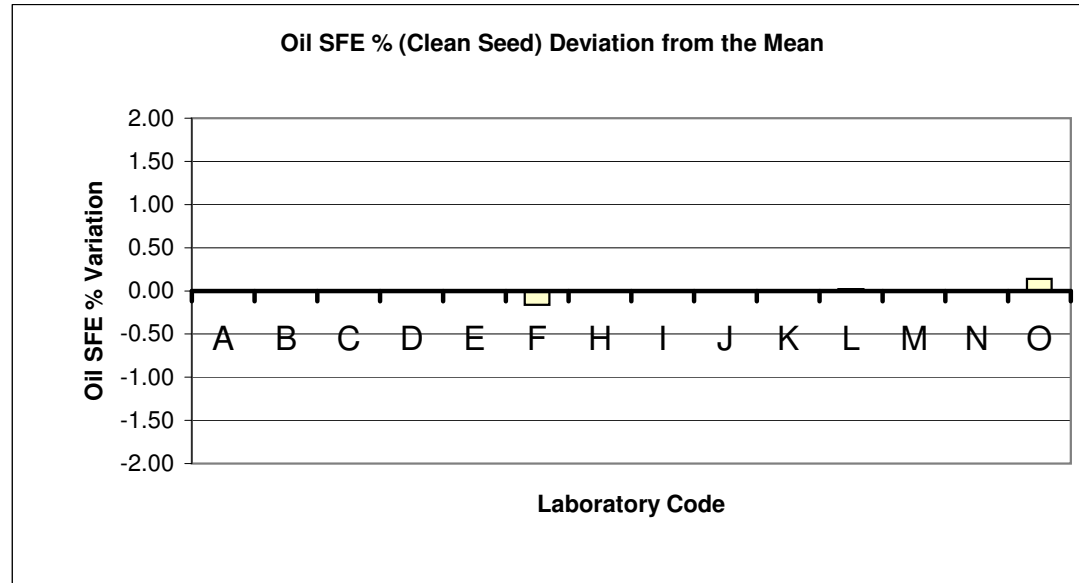
Oil Rapid % (Clean Seed)		
Lab	Result	Mean
A	40.61	-0.24
B		
C	40.14	-0.71
D	40.53	-0.32
E	40.61	-0.24
F	41.1	0.25
H	41.5	0.65
I	41.01	0.16
J		
K		
L	40.8	-0.05
M	41.3	0.45
N	41	0.15
O	40.7	-0.15
MEAN	40.85	
STDEV	0.38	



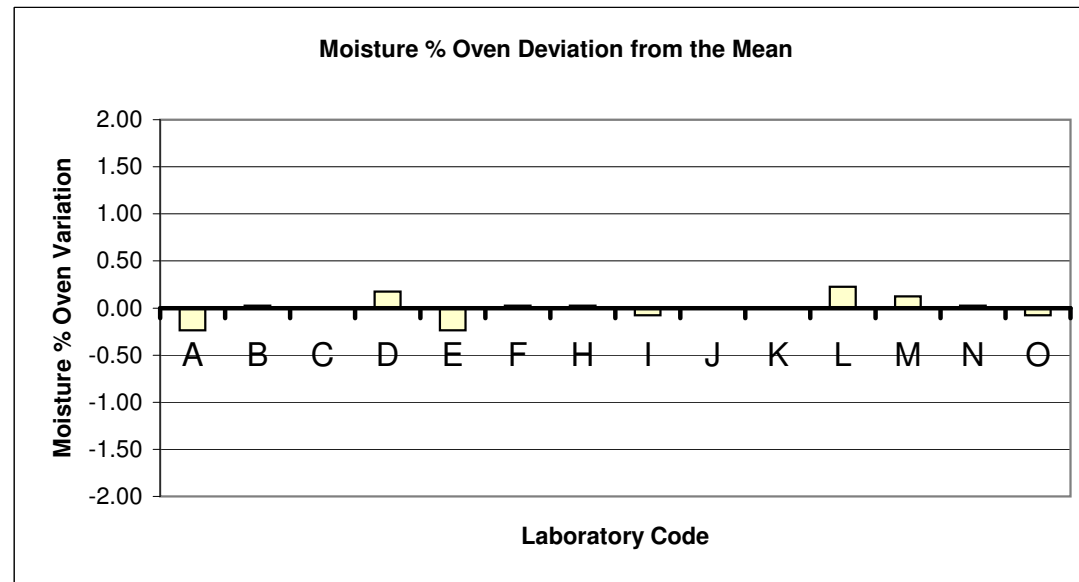
Oil Solvent % (Clean Seed)		
Lab	Result	Mean
A	40.53	-0.14
B	41	0.33
C		
D	39.9	-0.77
E	40.53	-0.14
F	40.4	-0.27
H		
I		
J		
K		
L		
M	41.8	1.13
N	40.4	-0.27
O	40.8	0.13
MEAN	40.67	
STDEV	0.56	



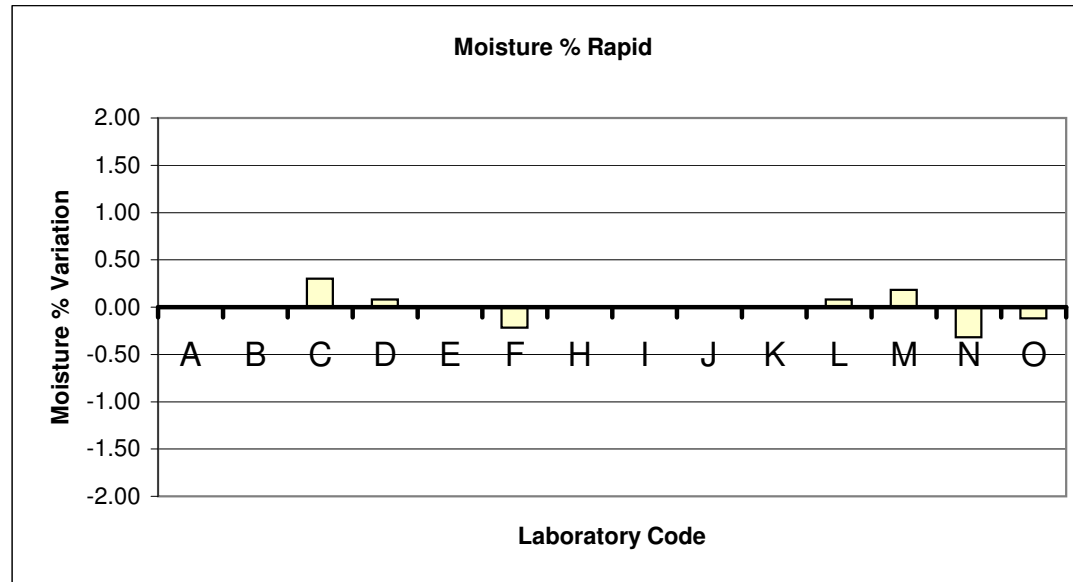
Oil % SFE (Clean Seed)		
Lab	Result	Mean
A		
B		
C		
D		
E		
F	40.6	-0.16
H		
I		
J		
K		
L	40.78	0.02
M		
N		
O	40.9	0.14
MEAN	40.76	
STDEV	0.15	



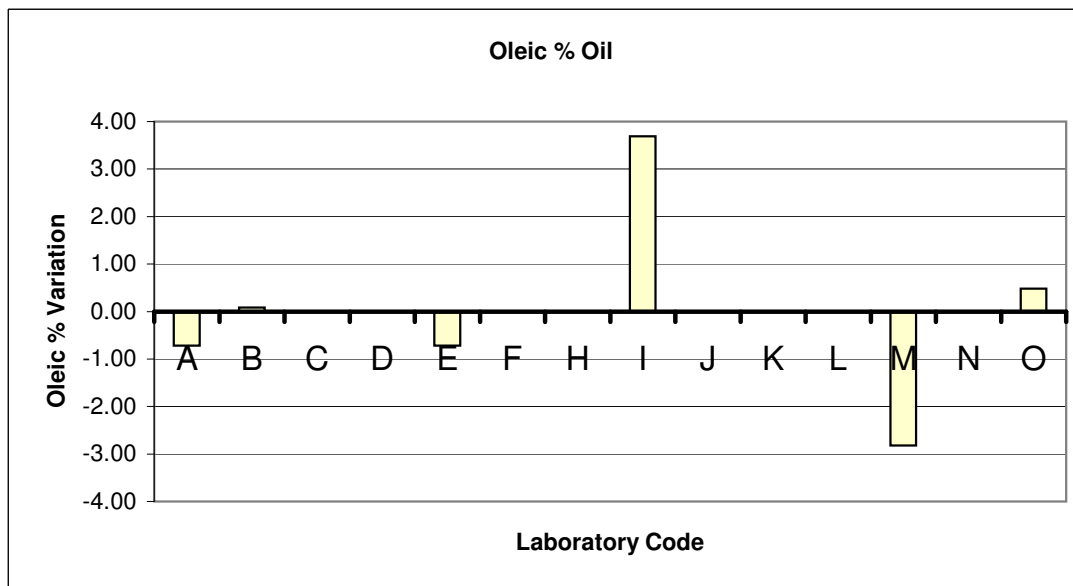
Moisture % Oven		
Lab	Result	Mean
A	6.34	-0.24
B	6.6	0.02
C		
D	6.75	0.17
E	6.34	-0.24
F	6.6	0.02
H	6.6	0.02
I	6.5	-0.08
J		
K		
L	6.8	0.22
M	6.7	0.12
N	6.6	0.02
O	6.5	-0.08
MEAN	6.58	
STDEV	0.15	



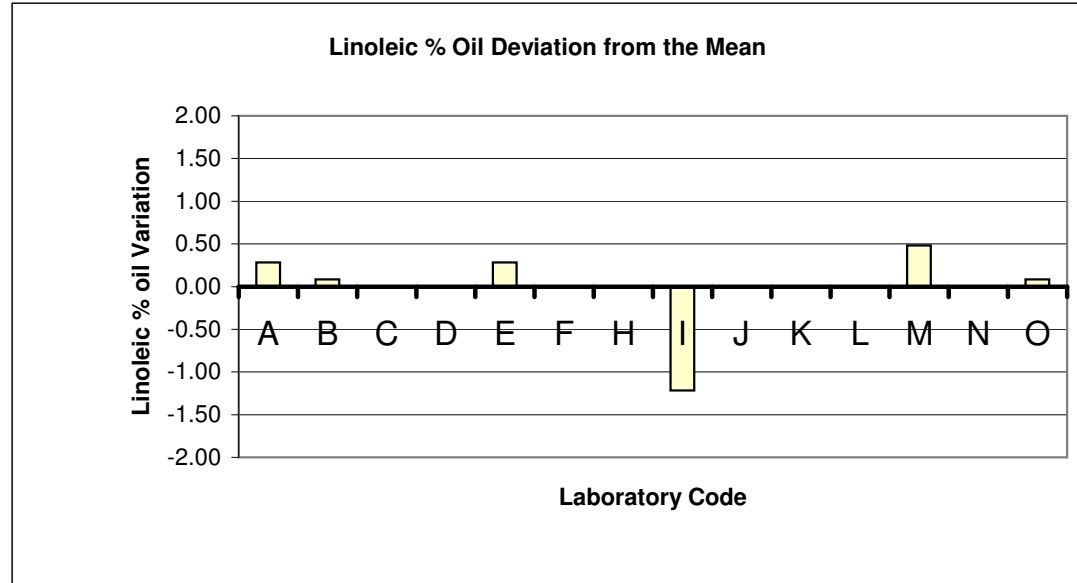
Moisture % Rapid		
Lab	Result	Mean
A		
B		
C	6.92	0.30
D	6.7	0.08
E		
F	6.4	-0.22
H		
I		
J		
K		
L	6.7	0.08
M	6.8	0.18
N	6.3	-0.32
O	6.5	-0.12
MEAN	6.62	
STDEV	0.22	




Oleic % Oil		
Lab	Result	Mean
A	56.3	-0.72
B	57.1	0.08
C		
D		
E	56.3	-0.72
F		
H		
I	60.71	3.69
J		
K		
L		
M	54.2	-2.82
N		
O	57.5	0.48
MEAN	57.02	
STDEV	2.14	



Linoleic % oil		
Lab	Result	Mean
A	20.8	0.28
B	20.6	0.08
C		
D		
E	20.8	0.28
F		
H		
I	19.3	-1.22
J		
K		
L		
M	21	0.48
N		
O	20.6	0.08
MEAN	20.52	
STDEV	0.61	



Free Fatty Acid % of Oil		
Lab	Result	Mean
A	0.61	0.21
B	0.22	-0.18
C		
D	0.46	0.06
E	0.61	0.21
F		
H		
I	0.31	-0.09
J		
K		
L		
M	0.2	-0.20
N		
O		
MEAN	0.40	
STDEV	0.19	

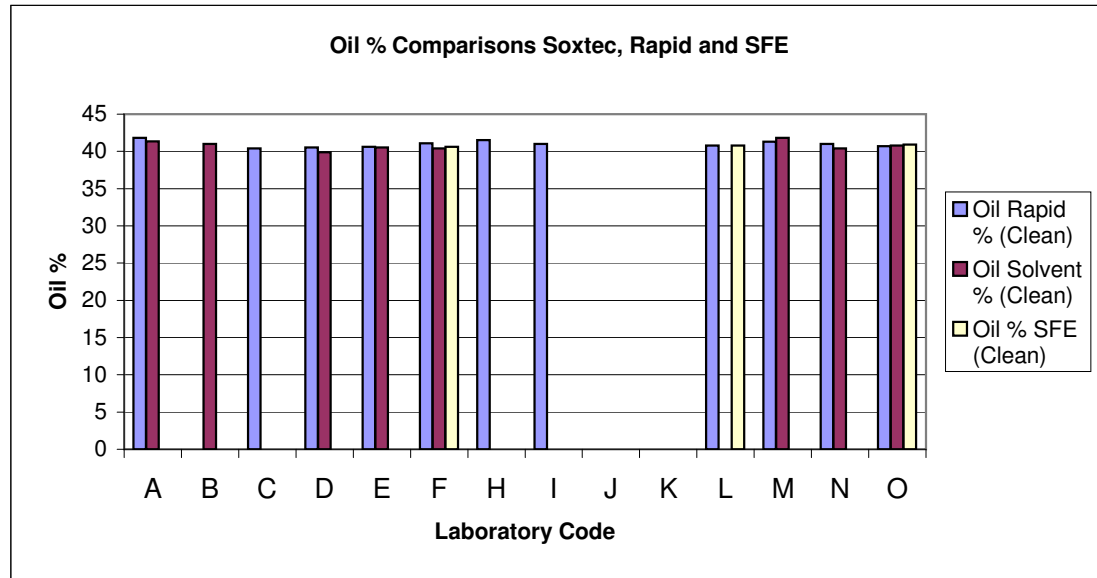


AOF Test Check Program 2002

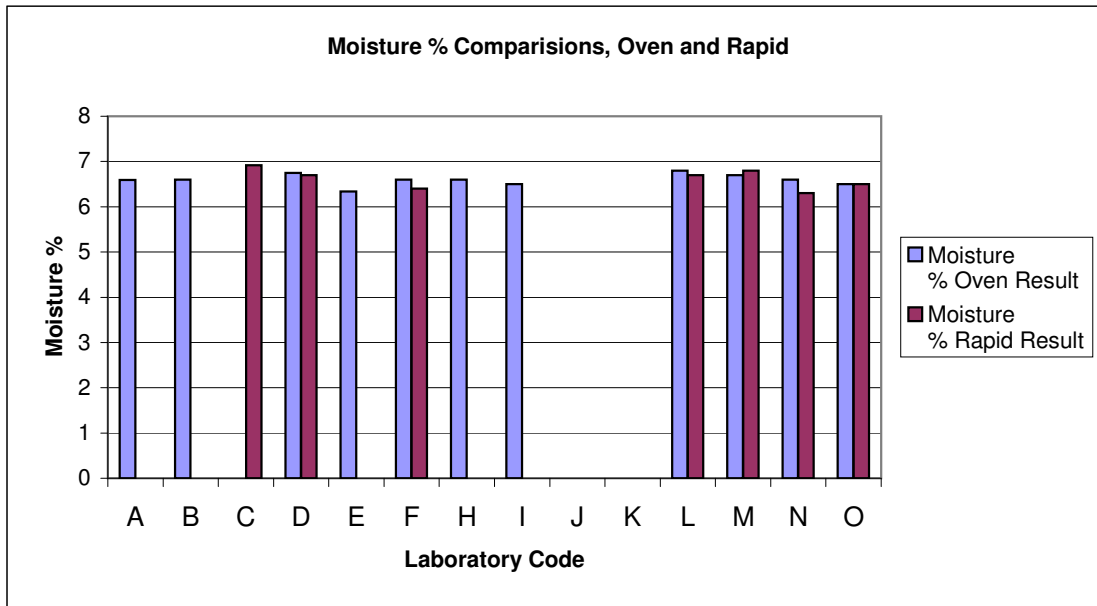
Sample Number 12

More than one method Comparisons on Oil and Moisture

Lab Code	Oil Rapid % (Clean)	Oil Solvent % (Clean)	Oil % SFE (Clean)
A	41.84	41.33	
B		41	
C	40.4		
D	40.53	39.9	
E	40.61	40.53	
F	41.1	40.4	40.6
H	41.5		
I	41.01		
J			
K			
L	40.8		40.78
M	41.3	41.8	
N	41	40.4	
O	40.7	40.8	40.9
Mean	40.98	40.77	40.76



Lab Code	Moisture % Oven Result	Moisture % Rapid Result
A	6.59	
B	6.6	
C		6.92
D	6.75	6.7
E	6.34	
F	6.6	6.4
H	6.6	
I	6.5	
J		
K		
L	6.8	6.7
M	6.7	6.8
N	6.6	6.3
O	6.5	6.5
Mean	6.60	6.62



**AOF Test Check Program 2002
Sample Number 12- Summary**

Lab Code	Test Weight kg/hl	Diff result-mean	Impurities %	Diff result-mean	Oil Rapid % (Clean)	Diff result-mean	Oil Solvent % (Clean)	Diff result-mean	Oil % SFE (Clean)	Diff result-mean	Moisture % Oven	Diff result-mean	Moisture % Rapid	Diff result-mean	Oleic % Oil	Diff result-mean	Linoleic % Oil	Diff result-mean	Free Fatty Acid	Diff result-mean
	Result		Result		Result		Result		Result		Result		Result		Result		Result		Result	
A			0.5	0.01	41.84	0.86	41.33	0.56			6.59	-0.01			57.28	0.10	20.78	0.27	0.32	-0.03
B			0.53	0.04			41.0	0.23			6.6	0.00			57.1	-0.08	20.6	0.09	0.22	-0.13
C			0.3	-0.19	40.4	-0.58							6.92	0.30						
D			0.25	-0.24	40.53	-0.45	39.9	-0.87			6.75	0.15	6.7	0.08					0.46	0.11
E			0.52	0.03	40.61	-0.37	40.53	-0.24			6.34	-0.26			56.3	-0.88	20.8	0.29	0.61	0.26
F	71.2	0.67	0.7	0.21	41.1	0.12	40.4	-0.37	40.6	-0.16	6.6	0.00	6.4	-0.22						
H	71.5	0.97	0.4	-0.09	41.5	0.52					6.6	0.00								
I			0.49	0.00	41.01	0.03					6.5	-0.10			60.71	3.53	19.3	-1.21	0.31	-0.04
J																				
K																				
L	70.4	-0.13	0.5	0.01	40.8	-0.18			40.78	0.02	6.8	0.20	6.7	0.08						
M			0.3	-0.19	41.3	0.32	41.8	1.03			6.7	0.10	6.8	0.18	54.2	-2.98	21	0.49	0.2	-0.15
N	69	-1.53	0.9	0.41	41	0.02	40.4	-0.37			6.6	0.00	6.3	-0.32						
O					40.7	-0.28	40.8	0.03	40.90	0.14	6.5	-0.10	6.5	-0.12	57.5	0.32	20.6	0.09		
Mean	70.53		0.49		40.98		40.77		40.76		6.60		6.62		57.18		20.51		0.35	
Stdev	1.12		0.19		0.44		0.60		0.15		0.13		0.22		2.11		0.61		0.16	