
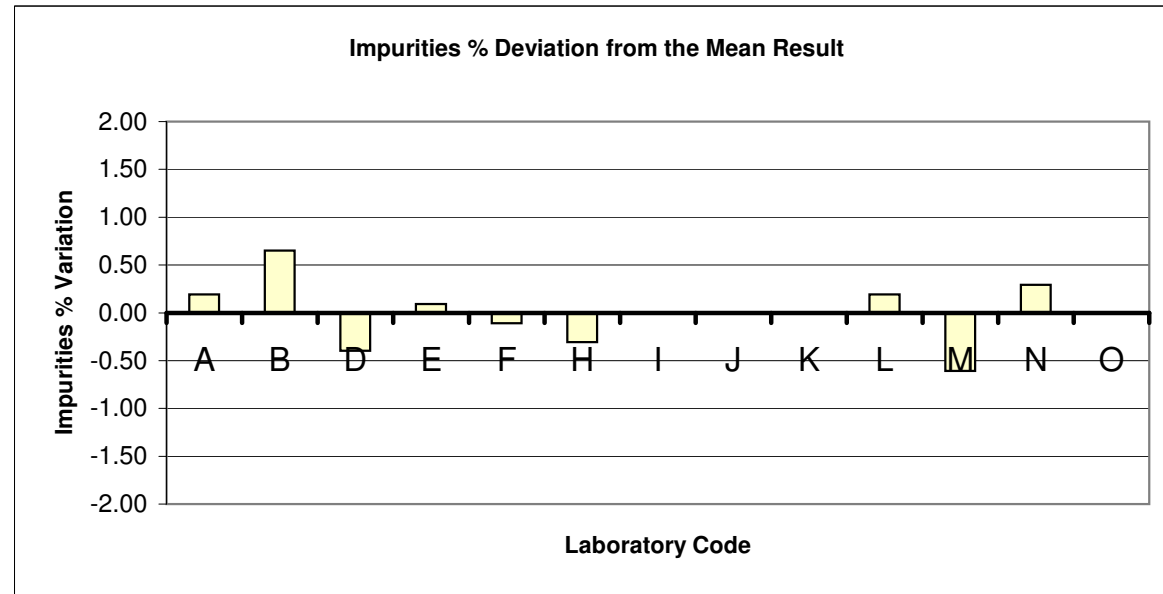


**AOF Test Check Program July 2001
Sample Number 3**

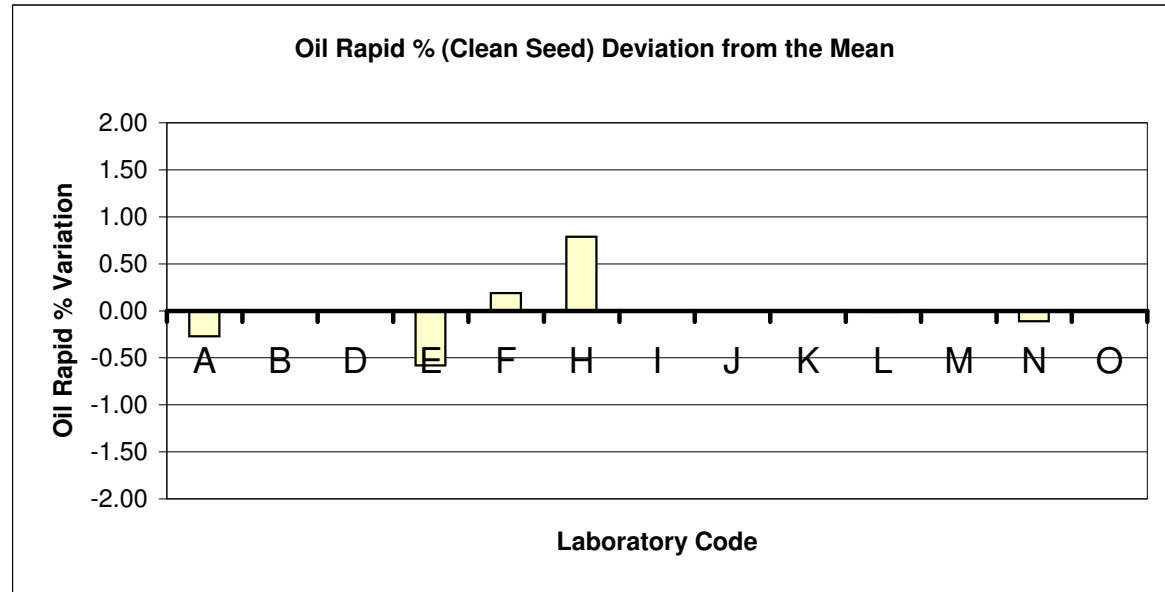
Test Weight kg/hl		
Lab	Result	Mean
A		
B		
D		
E		
F	66	-0.56
H	67.46	0.89
I		
J		
K		
L	66	-0.56
M		
N	66.8	0.23
O		
MEAN	66.57	
STDEV	0.71	



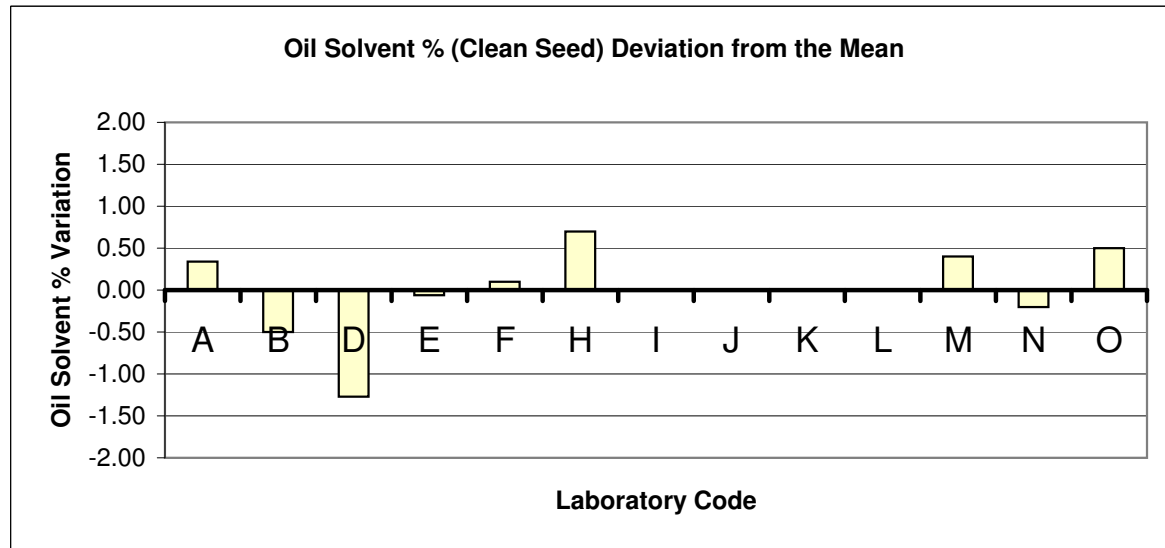
Impurities		
Lab	Result	Mean
A	1	0.19
B	1.46	0.65
D	0.41	-0.40
E	0.9	0.09
F	0.7	-0.11
H	0.5	-0.31
I		
J		
K		
L	1	0.19
M	0.2	-0.61
N	1.1	0.29
O		
MEAN	0.81	
STDEV	0.39	




Oil Rapid % (Clean Seed)		
Lab	Result	Mean
A	45.14	-0.27
B		
D		
E	44.83	-0.58
F	45.6	0.19
H	46.2	0.79
I		
J		
K		
L	45.4	-0.01
M		
N	45.3	-0.11
O		
MEAN	45.41	
STDEV	0.47	



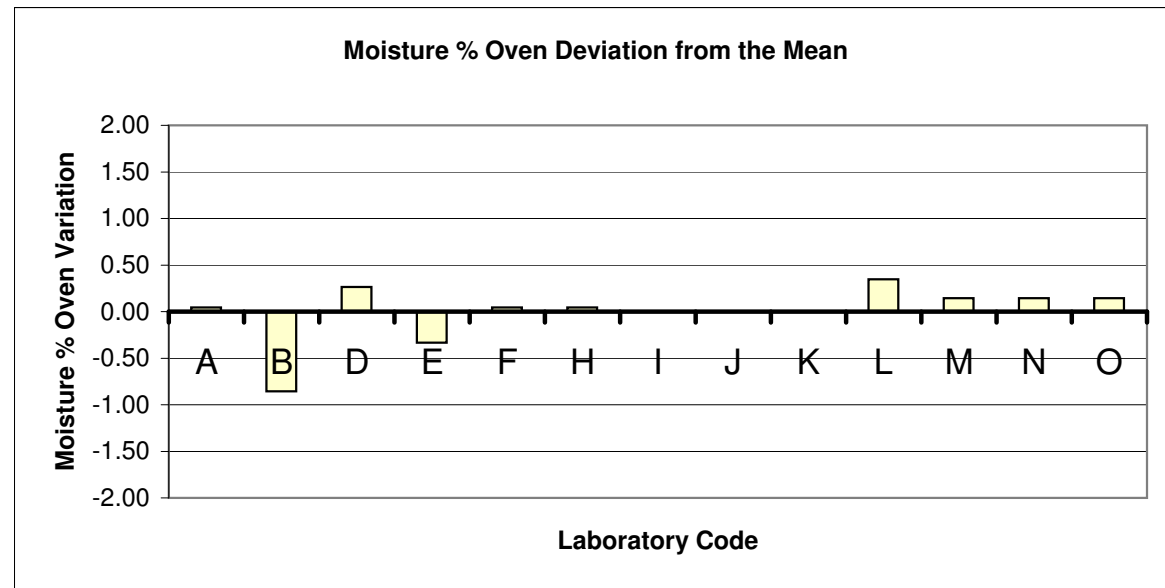
Oil Solvent % (Clean Seed)		
Lab	Result	Mean
A	45.64	0.34
B	44.8	-0.50
D	44.03	-1.27
E	45.24	-0.06
F	45.4	0.10
H	46	0.70
I		
J		
K		
L		
M	45.7	0.40
N	45.1	-0.20
O	45.8	0.50
MEAN	45.30	
STDEV	0.61	



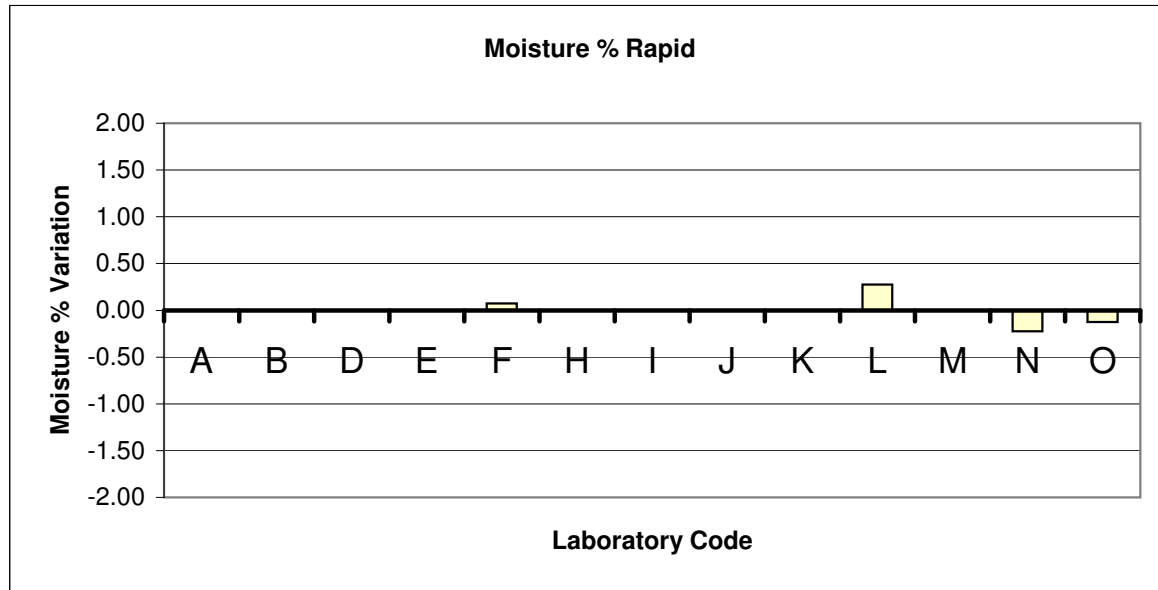
Oil % SFE (Clean Seed)		
Lab	Result	Mean
A		
B		
D		
E		
F	45.6	-0.05
H		
I		
J		
K		
L		
M		
N		
O	45.7	0.05
MEAN	45.65	
STDEV	0.07	



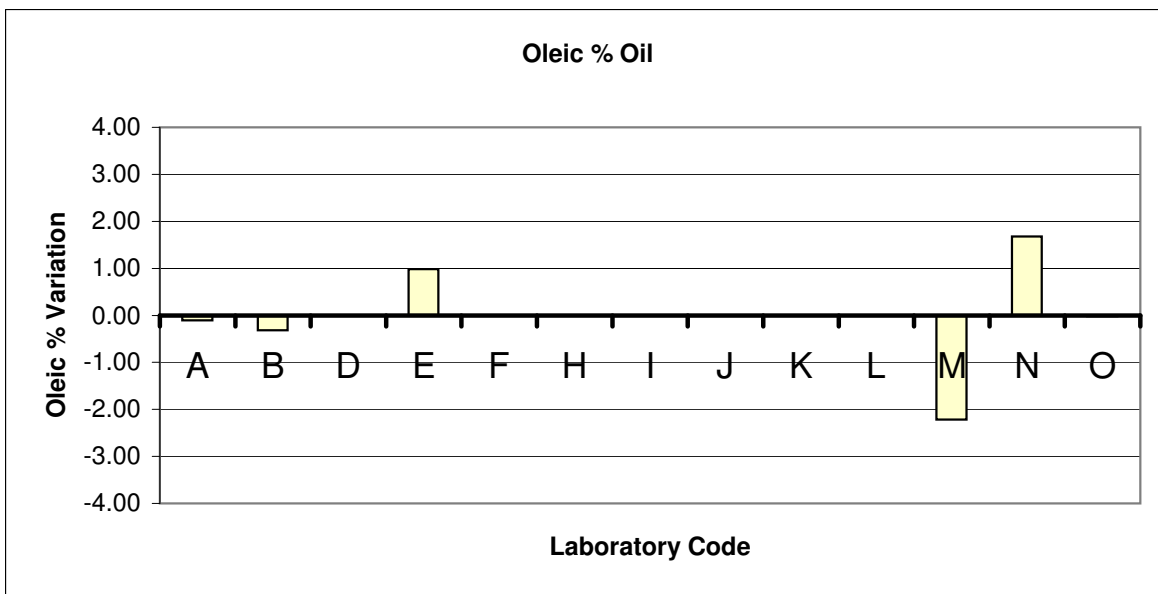
Moisture % Oven		
Lab	Result	Mean
A	5.2	0.05
B	4.3	-0.85
D	5.42	0.27
E	4.82	-0.33
F	5.2	0.05
H	5.2	0.05
I		
J		
K		
L	5.5	0.35
M	5.3	0.15
N	5.3	0.15
O	5.3	0.15
MEAN	5.15	
STDEV	0.35	



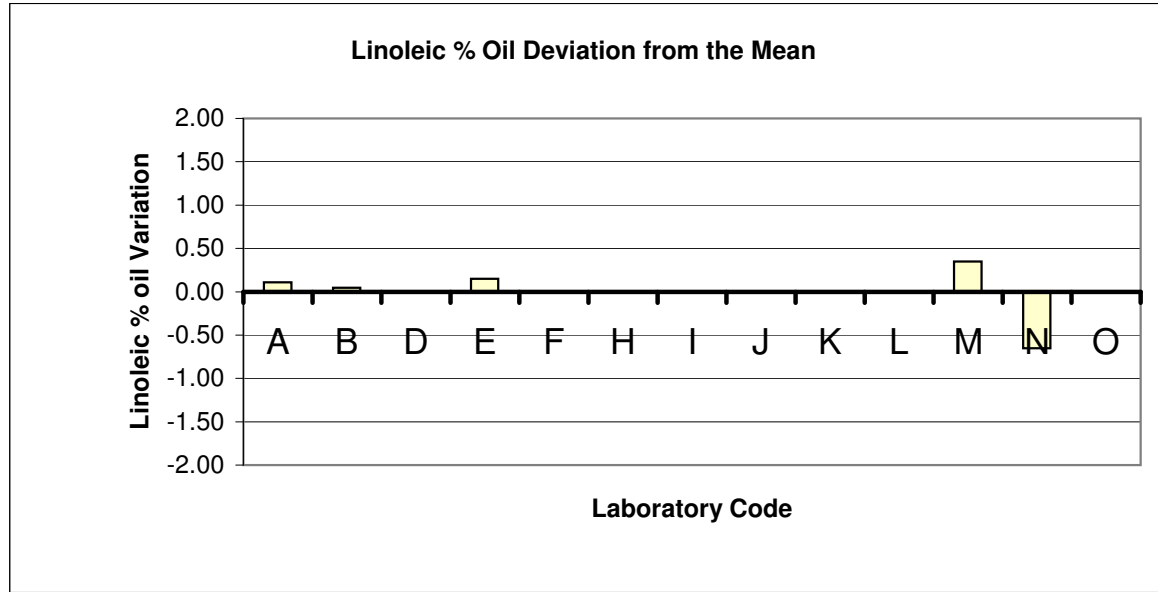
Moisture % Rapid		
Lab	Result	Mean
A		
B		
D		
E		
F	5.3	0.08
H		
I		
J		
K		
L	5.5	0.28
M		
N	5	-0.23
O	5.1	-0.13
MEAN	5.23	
STDEV	0.22	




Oleic % Oil		
Lab	Result	Mean
A	59.91	-0.11
B	59.7	-0.32
D		
E	61	0.98
F		
H		
I		
J		
K		
L		
M	57.8	-2.22
N	61.7	1.68
O	60	-0.02
MEAN	60.02	
STDEV	1.33	



Linoleic % oil		
Lab	Result	Mean
A	19.86	0.11
B	19.8	0.05
D		
E	19.9	0.15
F		
H		
I		
J		
K		
L		
M	20.1	0.35
N	19.1	-0.65
O		
MEAN	19.75	
STDEV	0.38	

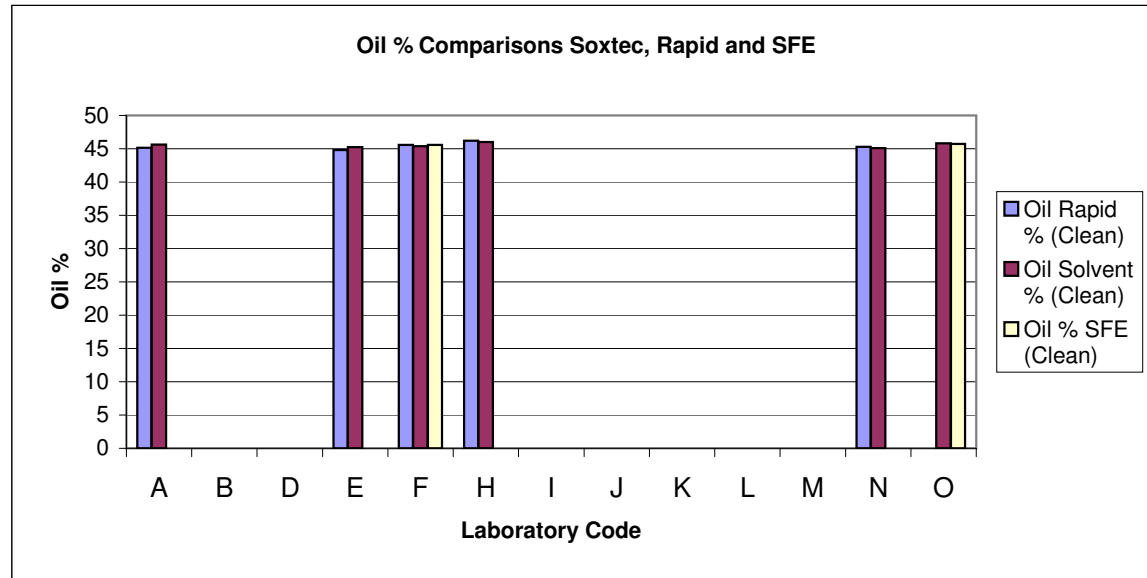


Free Fatty Acid % of Oil		
Lab	Result	Mean
A	0.34	-0.01
B	0.24	-0.11
D	0.32	-0.03
E	0.43	0.08
F		
H		
I		
J		
K		
L		
M	0.3	-0.05
N	0.7	0.35
O	0.15	-0.20
MEAN	0.35	
STDEV	0.18	

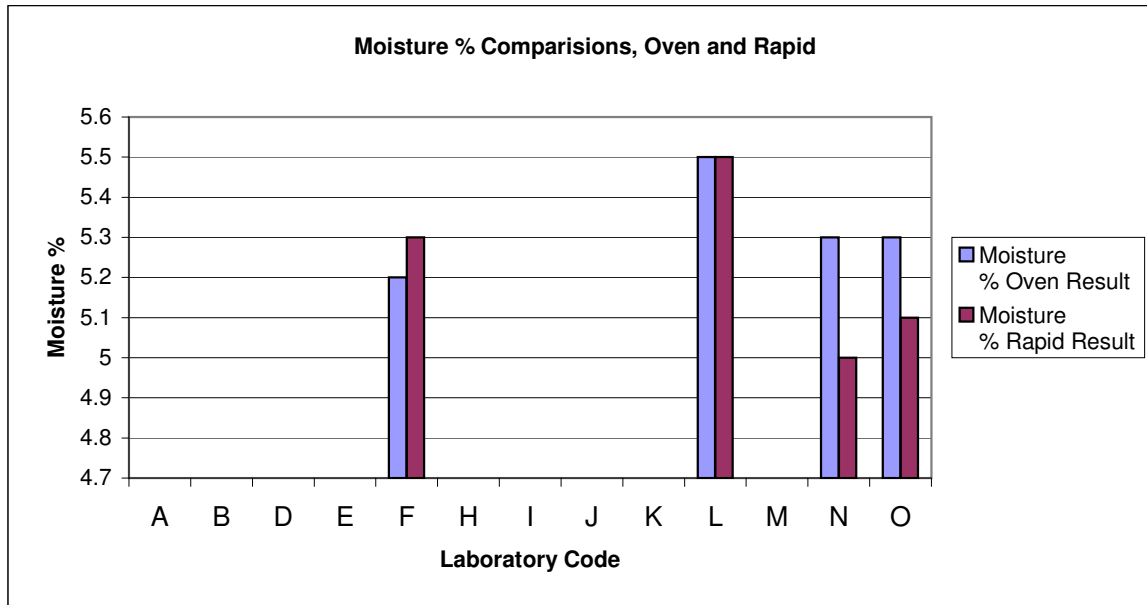


**AOF Test Check Program September 2001
Sample Number 3
More than one method Comparisons on Oil and Moisture**

Lab Code	Oil Rapid % (Clean)	Oil Solvent % (Clean)	Oil % SFE (Clean)
A	45.14	45.64	0
B			
D			
E	44.83	45.24	0
F	45.6	45.4	45.6
H	46.2	46	0
I			
J			
K			
L			
M			
N	45.3	45.1	0
O		45.8	45.7
Mean	45.41	45.53	15.22



Lab Code	Moisture % Oven Result	Moisture % Rapid Result
A		
B		
D		
E		
F	5.2	5.3
H		
I		
J		
K		
L	5.5	5.5
M		
N	5.3	5
O	5.3	5.1
Mean	5.33	5.23



**AOF Test Check Program September 2001
Sample Number 3 - Summary**

Lab Code	Test Weight kg/hl	Diff result-mean	Impurities %	Diff result-mean	Oil Rapid % (Clean)	Diff result-mean	Oil Solvent % (Clean)	Diff result-mean	Oil % SFE (Clean)	Diff result-mean	Moisture % Oven	Diff result-mean	Moisture % Rapid	Diff result-mean	Oleic % Oil	Diff result-mean	Linoleic % Oil	Diff result-mean	Free Fatty Acid	Diff result-mean
	Result		Result		Result		Result		Result		Result		Result		Result		Result		Result	
A			1	0.19	45.14	-0.27	45.64	0.34			5.2	0.05			59.91	-0.11	19.86	0.07	0.34	-0.01
B			1.46	0.65			44.8	-0.50			4.3	-0.85			59.7	-0.32	19.8	0.01	0.24	-0.11
D			0.41	-0.40			44.03	-1.27			5.42	0.27							0.32	-0.03
E			0.9	0.09	44.83	-0.58	45.24	-0.06			4.82	-0.33			61	0.98	19.9	0.11	0.43	0.08
F	66	-0.56	0.7	-0.11	45.6	0.19	45.4	0.10	45.6	-0.05	5.2	0.05	5.3	0.08						
H	67.46	0.89	0.5	-0.31	46.2	0.79	46	0.70			5.2	0.05								
I																				
J																				
K																				
L	66	-0.56	1	0.19	45.4	-0.01					5.5	0.35	5.5	0.28						
M			0.2	-0.61			45.7	0.40			5.3	0.15			57.8	-2.22	20.1	0.31	0.3	-0.05
N	66.8	0.23	1.1	0.29	45.3	-0.11	45.1	-0.20			5.3	0.15	5	-0.23	61.7	1.68	19.1	-0.69	0.7	0.35
O							45.8	0.50	45.7	0.05	5.3	0.15	5.1	-0.13	60	-0.02	20	0.21	0.15	-0.20
Mean	66.57		0.81		45.41		45.30		45.65		5.15		5.23		60.02		19.79		0.35	
Stdev	0.71		0.39		0.47		0.61		0.07		0.35		0.22		1.33		0.36		0.18	